


Lichttechnischer Prüfbefund

Familie
Licross® 11 Recessed

Bestell-Nr.: 51TL1ECN48XF
EAN: 4058352579558

LP-Nummer
59263_23



Ausführung Abdeckung satiniert, elliptisch eng strahlend
Bestückung LED 4000 K | CRI ≥ 80
Betriebsgerät EVG-Multilumen CLOi
Bemessungswerte Nettolichtstrom = 8020 lm
 Systemleistung = 48.0 W
 Lichtausbeute = 167.1 lm/W

Seriendokumentation
08.03.2022

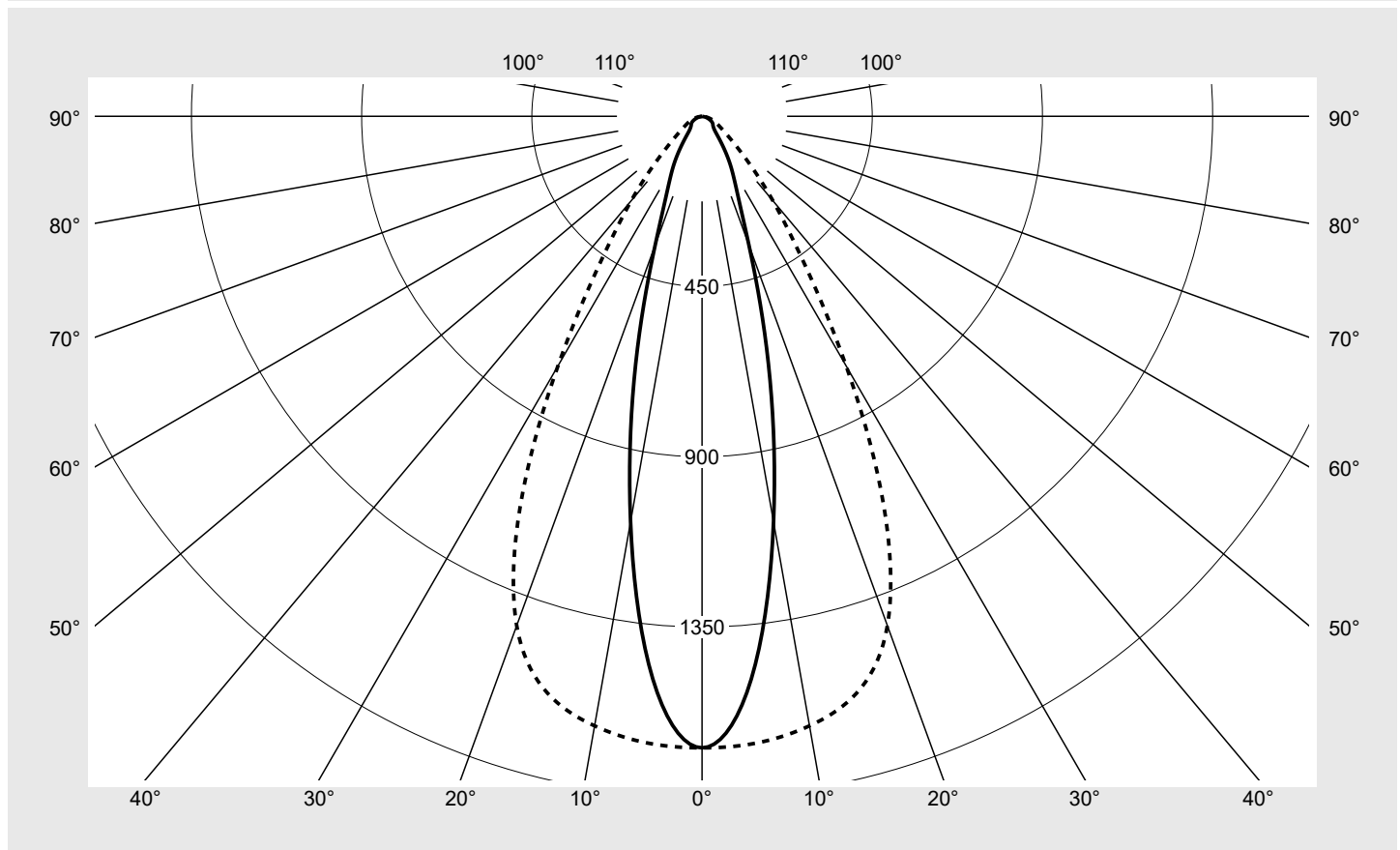
siteco

Lichtstärke in cd/klm

C180-0

C270-90

Imax: 1670 cd/klm



Klassifizierungen

DIN 5040 A 7 0
 CIE N1=85 N2=95 N3=99
 N4=100 N5=100

Leuchtenbetriebswirkungsgrade

η_{LB} 100,0%
 ϕ_u 100,0%
 ϕ_o 0,0%

Messbedingungen

DIN EN 13032 und DIN 5032

Lichttechnischer Prüfbefund

Familie Licross® 11 Recessed	Bestell-Nr.: 51TL1ECN48XF EAN: 4058352579558	LP-Nummer 59263_23
Wertetabelle Lichtstärkemessung		Maximale Lichtstärke
		sITeco

C- Ebenen	0° 180°	15°	30°	45°	60°	75°	90° 270°	Phi-Zone	Summe Phi-Zone
		165° 195° 345°	150° 210° 330°	135° 225° 315°	120° 240° 300°	105° 255° 285°			
Lichtstärke in cd/klm									
γ								Lichtstrom in lm/klm	
0°	1669.5	1669.5	1669.5	1669.5	1669.5	1669.5	1669.5	10.0	10.0
5°	1493.3	1495.6	1516.6	1565.9	1616.3	1649.8	1662.9	75.0	85.0
10°	1088.5	1106.7	1175.0	1303.4	1460.6	1586.1	1636.2	126.8	211.8
15°	678.3	712.7	825.0	1006.5	1239.9	1474.8	1578.7	151.0	362.9
20°	362.1	388.9	492.0	707.6	980.6	1275.8	1432.9	148.2	511.0
25°	217.8	231.1	285.8	436.7	705.9	972.9	1137.5	127.8	638.8
30°	151.3	158.5	185.3	264.1	455.8	646.3	761.7	99.0	737.8
35°	95.4	107.0	131.3	171.8	268.4	391.1	463.8	70.7	808.5
40°	57.7	64.5	93.9	120.6	157.9	239.7	291.4	50.0	858.5
45°	43.5	45.9	58.2	86.3	99.5	145.4	176.9	35.2	893.7
50°	37.7	39.0	42.8	61.0	68.3	89.3	109.1	26.2	919.9
55°	34.6	35.0	36.7	43.5	50.5	59.6	73.7	20.9	940.8
60°	30.2	31.1	32.8	34.2	38.6	42.0	53.5	17.5	958.3
65°	23.9	25.4	29.1	28.1	30.1	30.8	41.3	14.6	972.8
70°	17.0	18.4	22.5	23.3	23.4	22.7	30.8	11.5	984.3
75°	10.9	12.0	16.2	17.9	17.4	15.7	20.7	8.4	992.7
80°	6.2	6.7	9.0	10.7	11.0	9.3	11.6	5.0	997.7
85°	3.1	3.3	4.2	5.0	4.8	3.9	4.2	2.3	1000.0
90°	0.0	0.0	0.0	0.0	0.0	0.0	0.0	0.0	1000.0
95°	0.0	0.0	0.0	0.0	0.0	0.0	0.0	0.0	1000.0
100°	0.0	0.0	0.0	0.0	0.0	0.0	0.0	0.0	1000.0
105°	0.0	0.0	0.0	0.0	0.0	0.0	0.0	0.0	1000.0
110°	0.0	0.0	0.0	0.0	0.0	0.0	0.0	0.0	1000.0
115°	0.0	0.0	0.0	0.0	0.0	0.0	0.0	0.0	1000.0
120°	0.0	0.0	0.0	0.0	0.0	0.0	0.0	0.0	1000.0
125°	0.0	0.0	0.0	0.0	0.0	0.0	0.0	0.0	1000.0
130°	0.0	0.0	0.0	0.0	0.0	0.0	0.0	0.0	1000.0
135°	0.0	0.0	0.0	0.0	0.0	0.0	0.0	0.0	1000.0
140°	0.0	0.0	0.0	0.0	0.0	0.0	0.0	0.0	1000.0
145°	0.0	0.0	0.0	0.0	0.0	0.0	0.0	0.0	1000.0
150°	0.0	0.0	0.0	0.0	0.0	0.0	0.0	0.0	1000.0
155°	0.0	0.0	0.0	0.0	0.0	0.0	0.0	0.0	1000.0
160°	0.0	0.0	0.0	0.0	0.0	0.0	0.0	0.0	1000.0
165°	0.0	0.0	0.0	0.0	0.0	0.0	0.0	0.0	1000.0
170°	0.0	0.0	0.0	0.0	0.0	0.0	0.0	0.0	1000.0
175°	0.0	0.0	0.0	0.0	0.0	0.0	0.0	0.0	1000.0
180°	0.0	0.0	0.0	0.0	0.0	0.0	0.0	0.0	1000.0

Lichttechnischer Prüfbefund

Familie Licross® 11 Recessed	Bestell-Nr.: 51TL1ECN48XF EAN: 4058352579558	LP-Nummer 59263_23
--	---	------------------------------

UGR-Tabelle		Standardraum									
Raumabmessungen		Blickrichtung quer zur Leuchte (C0)					Blickrichtung längs zur Leuchte (C90)				
x	y										
2H	2H	14,4	15,6	14,7	15,9	16,2	19,4	20,6	19,7	20,9	21,3
	3H	15,6	16,6	15,9	17,0	17,3	20,0	21,0	20,4	21,4	21,7
	4H	15,9	17,0	16,3	17,3	17,7	20,2	21,2	20,6	21,6	21,9
	6H	16,1	17,1	16,5	17,5	17,9	20,5	21,3	20,9	21,7	22,1
	8H	16,3	17,1	16,8	17,5	17,9	20,6	21,4	21,0	21,7	22,1
	12H	16,4	17,1	16,8	17,5	18,0	20,6	21,3	21,1	21,7	22,1
4H	2H	15,2	16,2	15,6	16,5	16,9	19,4	20,4	19,8	20,8	21,1
	3H	16,6	17,5	17,1	17,8	18,3	20,1	20,9	20,5	21,3	21,7
	4H	17,1	17,9	17,6	18,3	18,7	20,5	21,2	20,9	21,6	22,1
	6H	17,4	18,1	17,9	18,5	19,0	20,8	21,4	21,2	21,8	22,3
	8H	17,5	18,1	18,0	18,6	19,1	20,9	21,4	21,4	21,9	22,4
	12H	17,6	18,1	18,1	18,6	19,1	21,0	21,4	21,4	21,9	22,4
8H	4H	17,6	18,2	18,1	18,6	19,1	20,6	21,1	21,0	21,6	22,1
	6H	18,1	18,5	18,6	19,0	19,5	21,0	21,4	21,5	21,9	22,4
	8H	18,2	18,6	18,7	19,1	19,6	21,1	21,5	21,6	22,0	22,5
	12H	18,3	18,7	18,9	19,2	19,7	21,2	21,5	21,7	22,0	22,6
12H	4H	17,7	18,1	18,2	18,6	19,1	20,5	21,1	21,0	21,5	22,0
	6H	18,2	18,5	18,7	19,0	19,6	21,0	21,4	21,5	21,9	22,4
	8H	18,4	18,7	18,9	19,2	19,8	21,1	21,5	21,6	22,0	22,5

Leuchtdichten-Tabelle Max. für $\gamma \geq 65^\circ$

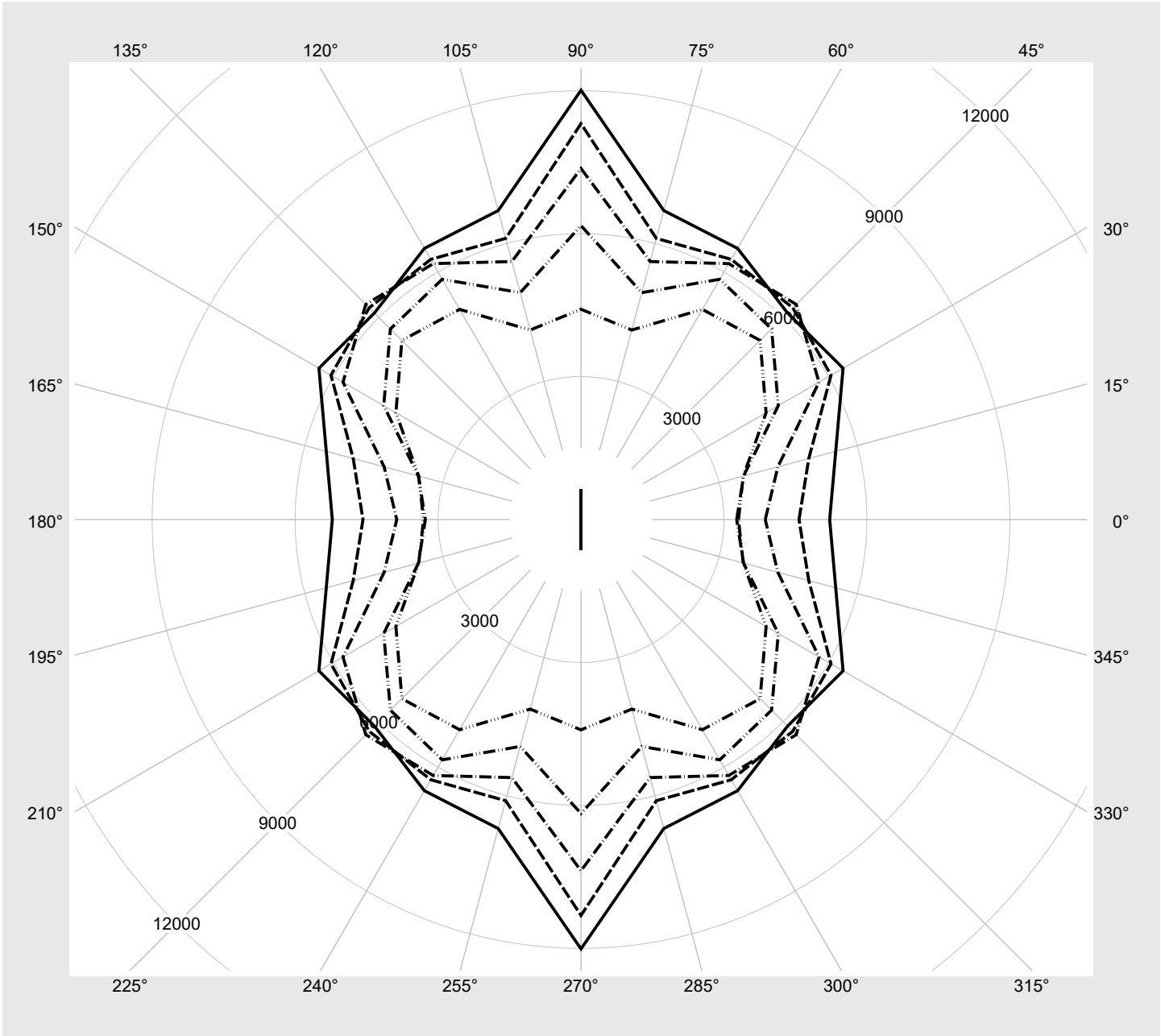
Lichttechnische Abmessungen in mm: **L = 1500**
B = 58

C- Ebenen	γ	Leuchtdichte in cd/m ²						
		0° 180°	15° 165° 195° 345°	30° 150° 210° 330°	45° 135° 225° 315°	60° 120° 240° 300°	75° 105° 255° 285°	90° 270°
45°		5669.6	5980.6	7581.1	11247.9	12976.0	18955.5	23067.3
50°		5412.3	5590.2	6137.6	8753.2	9796.7	12811.1	15651.5
55°		5554.7	5622.1	5901.6	6987.2	8119.0	9583.0	11848.0
60°		5559.8	5742.5	6050.0	6310.4	7115.3	7739.9	9862.2
65°		5219.3	5534.7	6351.2	6131.3	6572.1	6713.7	9011.6
70°		4575.8	4949.3	6058.7	6285.9	6305.9	6109.4	8309.0
75°		3867.0	4277.3	5767.8	6387.2	6202.7	5606.5	7368.8
80°		3266.9	3532.9	4781.0	5657.4	5823.6	4930.7	6168.7
85°		3305.3	3525.3	4485.7	5317.0	5093.8	4118.7	4413.7

Lichttechnischer Prüfbefund

Familie Licross® 11 Recessed	Bestell-Nr.: 51TL1ECN48XF EAN: 4058352579558	LP-Nummer 59263_23
---	---	-------------------------------------

Leuchtdichten in cd/m² γ 65° γ 70° γ 75° γ 80° γ 85° **siteco**



Lichttechnischer Prüfbefund

Familie Licross® 11 Recessed	Bestell-Nr.: 51TL1ECN48XF EAN: 4058352579558	LP-Nummer 59263_23
--	---	-------------------------------------

Multilumen-Tabelle	Umgebungstemperatur: 25°C	siteco
---------------------------	---------------------------	---------------

DIP-Stufe	Schalterstellung			Lichtstrom [lm]	Systemleistung [W]	Systemleistung [W] Lebensdauerende	Systemleistung [W] Durchschnitt
	1	2	3				
1	A	C	E	8020	48.0	53.0	50.5
2	A	C	F	7690	45.8	50.7	48.2
3	A	D	E	7210	42.7	47.1	44.9
4	A	D	F	6660	39.1	43.1	41.1
5	B	C	E	6230	36.5	39.9	38.2
6	B	C	F	5440	31.6	34.6	33.1
7	B	D	E	5160	29.9	32.5	31.2
8	B	D	F	4640	26.9	29.4	28.2