


Lichttechnischer Prüfbefund

Familie
Licross® 11 Recessed

Bestell-Nr.: 51TL1EDN4C5R
EAN: 4058352579619

LP-Nummer
59263_4



Ausführung Abdeckung satiniert, elliptisch eng strahlend
Bestückung LED 4000 K | CRI ≥ 80
Betriebsgerät EVG-DALI
Bemessungswerte Nettolichtstrom = 12680 lm
 Systemleistung = 76.8 W
 Lichtausbeute = 165.1 lm/W

Seriendokumentation
08.02.2022

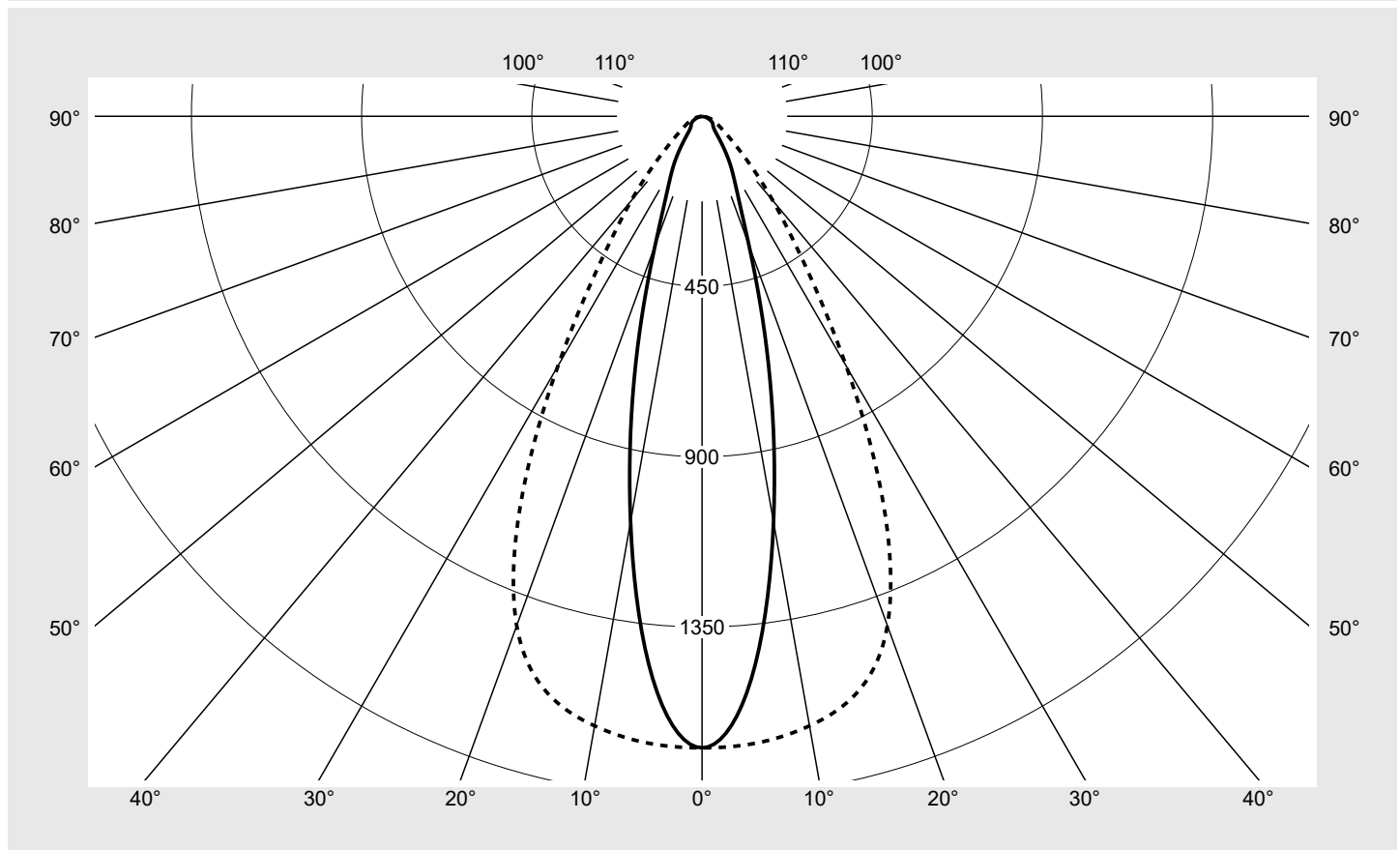
siteco

Lichtstärke in cd/klm

C180-0

C270-90

Imax: 1670 cd/klm



Klassifizierungen

DIN 5040 A 7 0
 CIE N1=85 N2=95 N3=99
 N4=100 N5=100

Leuchtenbetriebswirkungsgrade

η_{LB} 100,0%
 ϕ_u 100,0%
 ϕ_o 0,0%

Messbedingungen

DIN EN 13032 und DIN 5032

Lichttechnischer Prüfbefund

Familie Licross® 11 Recessed	Bestell-Nr.: 51TL1EDN4C5R EAN: 4058352579619	LP-Nummer 59263_4
Wertetabelle Lichtstärkemessung		Maximale Lichtstärke
		sITeco

C- Ebenen	0° 180°	15°	30°	45°	60°	75°	90° 270°	Phi-Zone	Summe Phi-Zone
		165° 195° 345°	150° 210° 330°	135° 225° 315°	120° 240° 300°	105° 255° 285°			
Lichtstärke in cd/klm								Lichtstrom in lm/klm	
0°	1669.5	1669.5	1669.5	1669.5	1669.5	1669.5	1669.5	10.0	10.0
5°	1493.3	1495.6	1516.6	1565.9	1616.3	1649.8	1662.9	75.0	85.0
10°	1088.5	1106.7	1175.0	1303.4	1460.6	1586.1	1636.2	126.8	211.8
15°	678.3	712.7	825.0	1006.5	1239.9	1474.8	1578.7	151.0	362.9
20°	362.1	388.9	492.0	707.6	980.6	1275.8	1432.9	148.2	511.0
25°	217.8	231.1	285.8	436.7	705.9	972.9	1137.5	127.8	638.8
30°	151.3	158.5	185.3	264.1	455.8	646.3	761.7	99.0	737.8
35°	95.4	107.0	131.3	171.8	268.4	391.1	463.8	70.7	808.5
40°	57.7	64.5	93.9	120.6	157.9	239.7	291.4	50.0	858.5
45°	43.5	45.9	58.2	86.3	99.5	145.4	176.9	35.2	893.7
50°	37.7	39.0	42.8	61.0	68.3	89.3	109.1	26.2	919.9
55°	34.6	35.0	36.7	43.5	50.5	59.6	73.7	20.9	940.8
60°	30.2	31.1	32.8	34.2	38.6	42.0	53.5	17.5	958.3
65°	23.9	25.4	29.1	28.1	30.1	30.8	41.3	14.6	972.8
70°	17.0	18.4	22.5	23.3	23.4	22.7	30.8	11.5	984.3
75°	10.9	12.0	16.2	17.9	17.4	15.7	20.7	8.4	992.7
80°	6.2	6.7	9.0	10.7	11.0	9.3	11.6	5.0	997.7
85°	3.1	3.3	4.2	5.0	4.8	3.9	4.2	2.3	1000.0
90°	0.0	0.0	0.0	0.0	0.0	0.0	0.0	0.0	1000.0
95°	0.0	0.0	0.0	0.0	0.0	0.0	0.0	0.0	1000.0
100°	0.0	0.0	0.0	0.0	0.0	0.0	0.0	0.0	1000.0
105°	0.0	0.0	0.0	0.0	0.0	0.0	0.0	0.0	1000.0
110°	0.0	0.0	0.0	0.0	0.0	0.0	0.0	0.0	1000.0
115°	0.0	0.0	0.0	0.0	0.0	0.0	0.0	0.0	1000.0
120°	0.0	0.0	0.0	0.0	0.0	0.0	0.0	0.0	1000.0
125°	0.0	0.0	0.0	0.0	0.0	0.0	0.0	0.0	1000.0
130°	0.0	0.0	0.0	0.0	0.0	0.0	0.0	0.0	1000.0
135°	0.0	0.0	0.0	0.0	0.0	0.0	0.0	0.0	1000.0
140°	0.0	0.0	0.0	0.0	0.0	0.0	0.0	0.0	1000.0
145°	0.0	0.0	0.0	0.0	0.0	0.0	0.0	0.0	1000.0
150°	0.0	0.0	0.0	0.0	0.0	0.0	0.0	0.0	1000.0
155°	0.0	0.0	0.0	0.0	0.0	0.0	0.0	0.0	1000.0
160°	0.0	0.0	0.0	0.0	0.0	0.0	0.0	0.0	1000.0
165°	0.0	0.0	0.0	0.0	0.0	0.0	0.0	0.0	1000.0
170°	0.0	0.0	0.0	0.0	0.0	0.0	0.0	0.0	1000.0
175°	0.0	0.0	0.0	0.0	0.0	0.0	0.0	0.0	1000.0
180°	0.0	0.0	0.0	0.0	0.0	0.0	0.0	0.0	1000.0

Lichttechnischer Prüfbefund

Familie Licross® 11 Recessed	Bestell-Nr.: 51TL1EDN4C5R EAN: 4058352579619	LP-Nummer 59263_4
--	---	-----------------------------

UGR-Tabelle		Standardraum									
Raumabmessungen		Blickrichtung quer zur Leuchte (C0)					Blickrichtung längs zur Leuchte (C90)				
x	y										
2H	2H	16,0	17,2	16,3	17,5	17,8	21,0	22,2	21,3	22,5	22,8
	3H	17,2	18,2	17,5	18,6	18,9	21,6	22,6	21,9	22,9	23,3
	4H	17,5	18,5	17,9	18,9	19,3	21,8	22,8	22,2	23,2	23,5
	6H	17,7	18,7	18,1	19,1	19,5	22,1	22,9	22,5	23,3	23,7
	8H	17,9	18,7	18,4	19,1	19,5	22,2	22,9	22,6	23,3	23,7
	12H	18,0	18,7	18,4	19,1	19,5	22,2	22,9	22,7	23,3	23,7
4H	2H	16,8	17,8	17,2	18,1	18,5	21,0	22,0	21,4	22,4	22,7
	3H	18,2	19,0	18,7	19,4	19,9	21,7	22,5	22,1	22,9	23,3
	4H	18,7	19,5	19,2	19,9	20,3	22,1	22,8	22,5	23,2	23,7
	6H	19,0	19,7	19,5	20,1	20,6	22,3	23,0	22,8	23,4	23,9
	8H	19,1	19,7	19,6	20,2	20,6	22,5	23,0	23,0	23,5	24,0
	12H	19,2	19,7	19,7	20,2	20,7	22,5	23,0	23,0	23,5	24,0
8H	4H	19,2	19,7	19,7	20,2	20,7	22,1	22,7	22,6	23,2	23,7
	6H	19,7	20,1	20,2	20,6	21,1	22,6	23,0	23,1	23,5	24,0
	8H	19,8	20,2	20,3	20,7	21,2	22,7	23,1	23,2	23,6	24,1
	12H	19,9	20,3	20,4	20,8	21,3	22,8	23,1	23,3	23,6	24,2
12H	4H	19,3	19,7	19,8	20,2	20,7	22,1	22,6	22,6	23,1	23,6
	6H	19,8	20,1	20,3	20,6	21,2	22,6	23,0	23,1	23,4	24,0
	8H	20,0	20,3	20,5	20,8	21,3	22,7	23,1	23,2	23,6	24,1

Leuchtdichten-Tabelle Max. für $\gamma \geq 65^\circ$

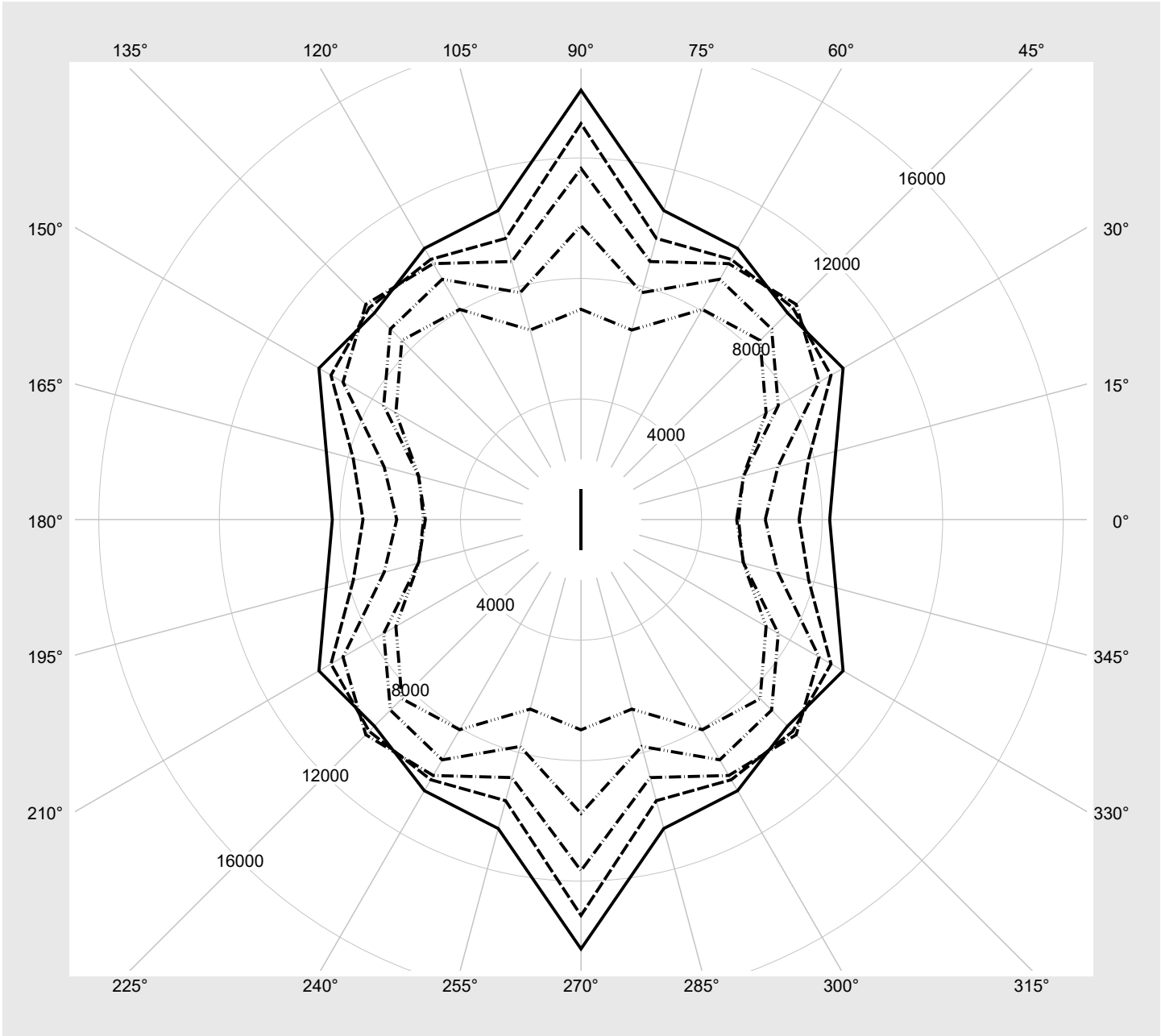
Lichttechnische Abmessungen in mm: L = 1500 B = 58

C-Ebenen	γ	Leuchtdichte in cd/m ²						
		0° 180°	15° 165° 195° 345°	30° 150° 210° 330°	45° 135° 225° 315°	60° 120° 240° 300°	75° 105° 255° 285°	90° 270°
45°		8963.8	9455.6	11986.1	17783.4	20515.7	29969.5	36470.4
50°		8557.0	8838.4	9703.9	13839.2	15489.0	20254.9	24745.7
55°		8782.3	8888.8	9330.6	11047.1	12836.5	15151.1	18732.2
60°		8790.3	9079.2	9565.4	9977.0	11249.6	12237.2	15592.6
65°		8252.0	8750.7	10041.5	9693.9	10390.8	10614.7	14247.8
70°		7234.5	7825.1	9579.1	9938.3	9969.9	9659.2	13136.9
75°		6113.8	6762.6	9119.2	10098.5	9806.8	8864.1	11650.5
80°		5165.2	5585.7	7559.0	8944.7	9207.4	7795.6	9752.9
85°		5225.8	5573.6	7092.1	8406.5	8053.6	6511.8	6978.3

Lichttechnischer Prüfbefund

Familie Licross® 11 Recessed	Bestell-Nr.: 51TL1EDN4C5R EAN: 4058352579619	LP-Nummer 59263_4
---	---	------------------------------------

Leuchtdichten in cd/m² γ 65° γ 70° γ 75° γ 80° γ 85° **siteco**



Lichttechnischer Prüfbefund

Familie Licross® 11 Recessed	Bestell-Nr.: 51TL1EDN4C5R EAN: 4058352579619	LP-Nummer 59263_4
--	---	------------------------------------

Dimmstufen-Tabelle	Umgebungstemperatur: 25°C	sITeco
---------------------------	---------------------------	---------------

Lichtstrom [%]	Dimmstufe linear	Dimmstufe logarithmisch	Lichtstrom [lm]	Systemleistung [W]
100	254	254	12680	76.8
95	240	252	12033	72.5
90	227	250	11428	68.6
85	213	248	10767	64.3
80	200	245	10146	60.5
75	187	243	9520	56.5
70	174	240	8892	52.7
65	161	237	8255	48.8
60	148	234	7605	45.0
55	135	231	6957	41.1
50	123	227	6356	37.6
45	110	223	5701	33.8
40	98	219	5092	30.4
35	85	214	4426	26.6
30	73	208	3807	23.2
25	61	202	3184	19.8
20	49	194	2554	16.4
15	37	183	1923	12.9
10	25	169	1287	9.6
5	13	145	652	6.3
2	5	110	235	4.1