


Lichttechnischer Prüfbefund

Familie
Silica® 21

Bestell-Nr.: 51MX34DB39WB
EAN: 4058352892848

LP-Nummer
59283_61



Ausführung Pendelleuchte, Reflektor, schwarz, direkt-/indirekt strahlend, asymmetrisch strahlend

Bestückung LED 3000 K | CRI ≥ 80

Betriebsgerät EVG-DALI

Bemessungswerte Nettolichtstrom = 9600 lm
Systemleistung = 65.6 W
Lichtausbeute = 146.3 lm/W

Seriendokumentation
02.08.2023

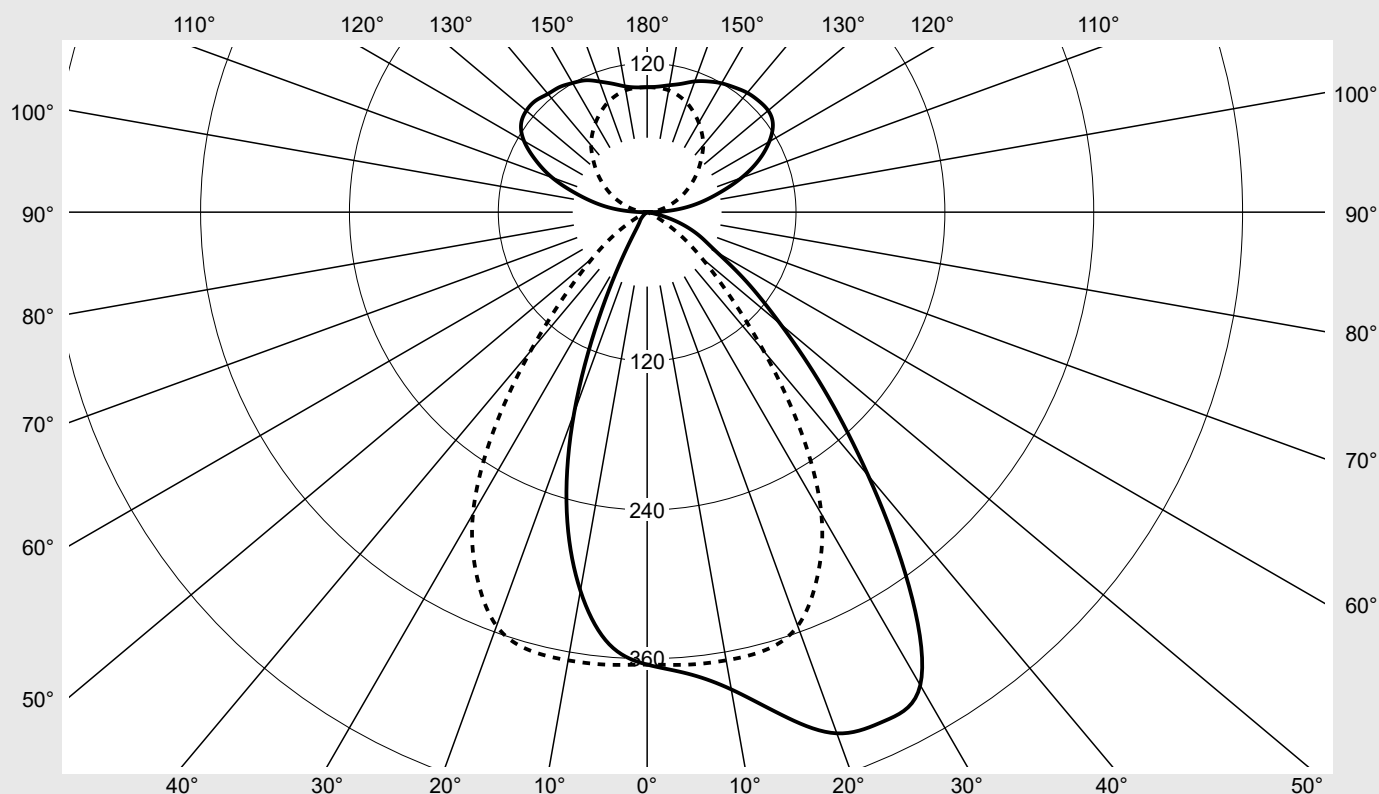
siteco

Lichtstärke in cd/klm

C180-0

C270-90

Imax: 461 cd/klm



Klassifizierungen

DIN 5040 C 6 2
CIE N1=74 N2=94 N3=99
N4=56 N5=100

Leuchtenbetriebswirkungsgrade

η_{LB} 100,0%
 ϕ_u 56,1%
 ϕ_o 43,9%

Messbedingungen

DIN EN 13032 und DIN 5032

Lichttechnischer Prüfbefund

Familie Silica® 21	Bestell-Nr.: 51MX34DB39WB EAN: 4058352892848	LP-Nummer 59283_61
Wertetabelle Lichtstärkemessung		Maximale Lichtstärke
siteco		

C- Ebenen	0°	15° 345°	30° 330°	45° 315°	60° 300°	75° 285°	90° 270°
γ	Lichtstärke in cd/klm						
0°	364.7	364.7	364.7	364.7	364.7	364.7	364.7
5°	373.4	374.2	373.9	372.4	372.0	370.0	366.2
10°	390.7	390.9	390.3	389.7	385.4	375.2	366.9
15°	419.6	426.1	426.0	420.4	403.3	382.3	365.7
20°	447.1	456.4	458.5	446.1	411.0	376.9	355.0
25°	452.6	460.6	453.6	431.0	395.6	351.4	324.5
30°	440.3	439.8	430.3	390.5	349.9	308.3	280.9
35°	367.9	364.8	361.9	334.1	285.8	241.7	216.7
40°	277.4	282.5	289.0	275.8	227.9	175.0	146.3
45°	200.8	207.3	222.4	214.2	174.3	117.9	91.5
50°	140.2	148.6	163.4	159.9	127.4	79.2	57.1
55°	98.0	104.1	120.3	117.5	94.9	52.4	33.6
60°	65.5	71.2	86.2	87.8	71.3	30.8	14.6
65°	48.2	50.7	59.5	65.1	47.4	16.3	4.7
70°	32.8	36.4	42.5	43.7	27.4	8.4	1.8
75°	16.4	20.5	29.1	21.1	13.2	4.7	0.6
80°	2.7	3.9	8.6	8.4	6.0	1.9	0.3
85°	1.0	1.1	1.6	1.5	0.7	0.5	0.5
90°	5.1	4.9	5.2	5.1	3.1	1.0	0.4
95°	23.6	24.1	25.8	24.5	15.6	8.0	4.1
100°	42.3	43.3	43.7	38.5	25.8	14.5	9.5
105°	60.4	61.7	60.5	51.6	35.4	21.8	16.0
110°	80.9	81.7	76.3	63.6	45.4	29.6	23.0
115°	99.3	98.4	90.6	74.6	54.9	37.4	30.6
120°	113.7	112.0	102.2	83.3	64.1	44.9	38.1
125°	123.7	120.5	109.6	92.0	71.5	52.1	46.1
130°	127.4	124.7	113.0	96.3	77.5	59.5	54.0
135°	127.0	124.4	114.1	99.9	82.2	66.6	62.0
140°	125.6	123.2	114.1	102.3	86.1	73.2	70.3
145°	122.8	121.6	114.6	103.4	89.6	79.2	77.1
150°	119.9	119.3	113.7	103.5	92.3	85.0	83.2
155°	116.3	116.3	110.3	102.8	94.6	90.3	88.8
160°	112.2	112.1	106.9	101.9	96.9	93.8	93.7
165°	107.2	106.8	103.8	100.5	98.5	97.0	97.3
170°	103.9	102.9	102.2	100.5	99.8	99.7	99.8
175°	101.6	101.2	100.4	100.2	100.5	100.4	100.5
180°	100.7	100.7	100.7	100.7	100.7	100.7	100.7

Lichttechnischer Prüfbefund

Familie Silica® 21	Bestell-Nr.: 51MX34DB39WB EAN: 4058352892848	LP-Nummer 59283_61
Wertetabelle Lichtstärkemessung		Maximale Lichtstärke
		sITeco

C- Ebenen	105° 255°	120° 240°	135° 225°	150° 210°	165° 195°	180°	Phi-Zone	Summe Phi-Zone
γ	Lichtstärke in cd/klm						Lichtstrom in lm/klm	
0°	364.7	364.7	364.7	364.7	364.7	364.7	2.2	2.2
5°	362.9	358.9	355.8	351.9	350.5	349.8	17.4	19.6
10°	356.4	346.7	334.3	322.3	312.5	309.9	34.3	53.9
15°	351.5	329.8	301.2	272.8	255.4	250.3	50.5	104.3
20°	332.5	299.0	251.5	205.7	180.6	172.0	63.8	168.1
25°	300.5	247.9	184.7	134.5	99.3	86.1	70.5	238.6
30°	246.1	187.5	119.2	65.0	36.4	29.2	70.5	309.2
35°	174.7	119.3	62.2	24.9	14.0	12.2	62.6	371.8
40°	109.6	67.1	27.5	12.3	9.3	8.7	51.8	423.6
45°	65.7	34.8	12.8	8.3	6.4	5.9	40.7	464.3
50°	38.9	17.2	7.5	5.5	3.9	3.3	30.8	495.1
55°	21.5	8.7	4.7	3.3	2.1	1.8	22.9	518.0
60°	8.2	4.3	2.8	2.0	1.5	1.3	16.4	534.4
65°	2.7	2.1	1.7	1.4	1.0	0.7	11.5	545.9
70°	1.1	1.1	0.9	0.8	0.6	0.3	7.8	553.7
75°	0.4	0.5	0.5	0.4	0.4	0.3	4.4	558.1
80°	0.2	0.3	0.3	0.3	0.2	0.2	1.4	559.5
85°	0.5	0.5	0.6	0.6	0.6	0.6	0.4	559.9
90°	1.0	3.1	5.1	5.2	4.9	5.1	2.0	562.0
95°	8.1	15.6	24.4	25.8	24.1	23.5	10.2	572.1
100°	14.5	25.6	38.0	43.6	43.3	41.9	17.2	589.3
105°	21.9	35.3	51.6	60.4	61.7	60.5	23.8	613.1
110°	29.6	45.2	63.5	76.5	81.3	81.5	29.9	643.0
115°	37.4	55.0	74.7	90.7	98.3	99.2	34.9	677.9
120°	45.0	63.8	83.7	102.6	112.6	114.6	38.2	716.1
125°	52.1	71.5	91.4	109.3	120.5	124.0	39.7	755.8
130°	59.5	77.1	96.8	112.7	124.3	127.2	39.3	795.1
135°	66.2	81.6	99.7	114.1	124.5	127.1	37.5	832.6
140°	72.6	85.5	102.0	114.8	123.0	124.4	35.0	867.6
145°	78.7	89.2	103.4	114.2	121.7	123.1	31.9	899.4
150°	84.6	92.4	103.1	112.6	119.8	120.2	28.1	927.5
155°	89.7	94.6	103.0	110.2	116.6	117.3	23.8	951.3
160°	94.2	96.3	102.1	107.0	111.6	112.0	19.2	970.5
165°	97.4	98.7	101.2	104.4	106.4	107.2	14.4	985.0
170°	99.8	100.1	101.3	102.3	102.9	103.0	9.6	994.6
175°	100.7	100.4	100.7	100.9	101.1	101.0	4.8	999.4
180°	100.7	100.7	100.7	100.7	100.7	100.7	0.6	1000.0

Lichttechnischer Prüfbefund

Familie Silica® 21	Bestell-Nr.: 51MX34DB39WB EAN: 4058352892848	LP-Nummer 59283_61
------------------------------	---	------------------------------

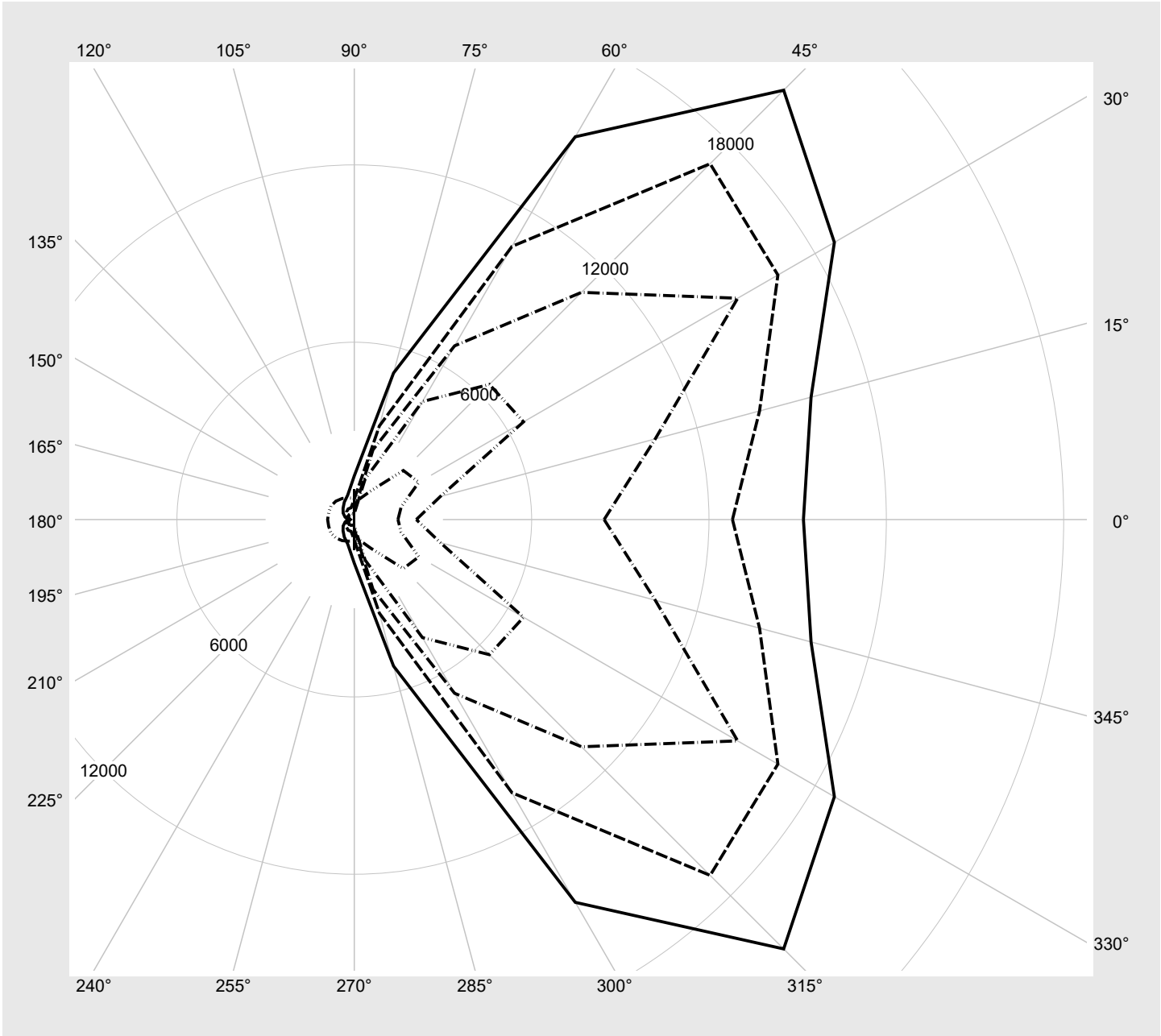
UGR-Tabelle		Standardraum									
		Blickrichtung quer zur Leuchte (C0)					Blickrichtung längs zur Leuchte (C90)				
Raumabmessungen											
x	y										
2H	2H	22,1	23,0	22,9	23,8	24,9	17,5	18,4	18,3	19,2	20,3
	3H	22,4	23,2	23,3	24,1	25,3	17,3	18,1	18,2	19,0	20,1
	4H	22,5	23,2	23,4	24,1	25,3	17,2	17,9	18,1	18,8	20,0
	6H	22,4	23,0	23,3	23,9	25,1	17,0	17,7	17,9	18,6	19,8
	8H	22,3	22,9	23,2	23,8	25,0	16,9	17,6	17,9	18,5	19,7
	12H	22,2	22,7	23,1	23,7	24,9	16,8	17,4	17,8	18,3	19,5
4H	2H	22,3	23,0	23,2	23,9	25,0	18,1	18,8	19,0	19,7	20,9
	3H	22,9	23,5	23,8	24,4	25,6	18,1	18,7	19,1	19,7	20,9
	4H	23,0	23,6	24,0	24,5	25,7	18,1	18,6	19,0	19,5	20,7
	6H	22,9	23,4	23,9	24,3	25,6	17,9	18,4	18,9	19,3	20,6
	8H	22,8	23,3	23,8	24,2	25,5	17,8	18,2	18,8	19,2	20,5
	12H	22,7	23,1	23,7	24,1	25,4	17,7	18,1	18,7	19,1	20,3
8H	4H	23,0	23,4	23,9	24,3	25,6	18,1	18,5	19,1	19,5	20,8
	6H	22,9	23,3	23,9	24,3	25,5	18,1	18,4	19,1	19,4	20,7
	8H	22,8	23,2	23,9	24,1	25,4	18,0	18,3	19,0	19,3	20,6
	12H	22,8	23,0	23,8	24,0	25,3	17,9	18,2	18,9	19,2	20,5
12H	4H	22,9	23,2	23,8	24,2	25,5	18,1	18,4	19,0	19,4	20,7
	6H	22,8	23,1	23,8	24,1	25,4	18,0	18,3	19,0	19,3	20,6
	8H	22,8	23,0	23,8	24,0	25,3	17,9	18,2	19,0	19,2	20,5

Leuchtdichten-Tabelle		Max. für $\gamma \geq 65^\circ$												
		Lichttechnische Abmessungen in mm:										L = 1470 B = 49		
C-Ebenen		0°	15° 345°	30° 330°	45° 315°	60° 300°	75° 285°	90° 270°	105° 255°	120° 240°	135° 225°	150° 210°	165° 195°	180°
γ		Leuchtdichte in cd/m ²												
45°		37847.1	39066.6	41924.1	40365.0	32848.9	22219.0	17240.8	12382.6	6567.9	2406.2	1567.6	1215.3	1109.8
50°		29067.9	30810.4	33888.8	33146.8	26408.9	16415.6	11845.9	8064.2	3571.3	1552.6	1140.8	806.4	677.6
55°		22763.6	24190.8	27955.8	27307.0	22040.1	12165.8	7803.0	5001.4	2028.8	1096.5	776.1	479.4	412.9
60°		17451.9	18977.7	22985.1	23414.0	18995.8	8209.6	3899.2	2185.5	1136.6	756.0	524.0	408.9	347.9
65°		15195.7	15999.0	18754.9	20544.0	14954.8	5133.1	1478.7	858.1	677.7	537.7	435.2	322.6	214.1
70°		12794.7	14194.0	16548.5	17025.4	10672.5	3279.9	694.4	413.8	416.2	369.4	305.5	220.6	135.2
75°		8452.8	10540.4	14977.7	10871.5	6786.5	2443.9	319.3	210.1	256.4	244.6	225.5	182.3	147.3
80°		2097.6	3013.3	6611.4	6464.8	4610.5	1421.4	202.6	191.1	225.6	231.8	220.3	191.1	174.2
85°		1477.2	1640.8	2520.1	2347.3	1120.9	731.0	721.8	756.9	822.7	880.8	912.9	896.1	902.2

Lichttechnischer Prüfbefund

Familie Silica® 21	Bestell-Nr.: 51MX34DB39WB EAN: 4058352892848	LP-Nummer 59283_61
-------------------------------------	---	-------------------------------------

Leuchtdichten in cd/m² γ 65° γ 70° γ 75° γ 80° γ 85° **siteco**



Lichttechnischer Prüfbefund

Familie Silica® 21	Bestell-Nr.: 51MX34DB39WB EAN: 4058352892848	LP-Nummer 59283_61
-------------------------------------	---	-------------------------------------

Dimmstufen-Tabelle	Umgebungstemperatur: 25°C	sITeco
---------------------------	---------------------------	---------------

Lichtstrom [%]	Dimmstufe linear	Dimmstufe logarithmisch	Lichtstrom [lm]	Systemleistung [W]
100	254	254	9600	65.6
95	240	252	9109	62.0
90	227	250	8649	58.7
85	213	248	8149	55.1
80	200	245	7680	51.9
75	187	243	7207	48.6
70	174	240	6730	45.2
65	161	237	6248	41.9
60	148	234	5763	38.7
55	135	231	5275	35.3
50	122	227	4782	32.1
45	110	223	4324	29.2
40	97	219	3824	26.0
35	85	214	3360	23.1
30	73	208	2892	20.2
25	60	201	2381	17.1
20	48	193	1906	14.0
15	36	182	1429	11.1
10	24	168	949	8.3
5	12	142	468	5.3
2	5	110	185	3.8