

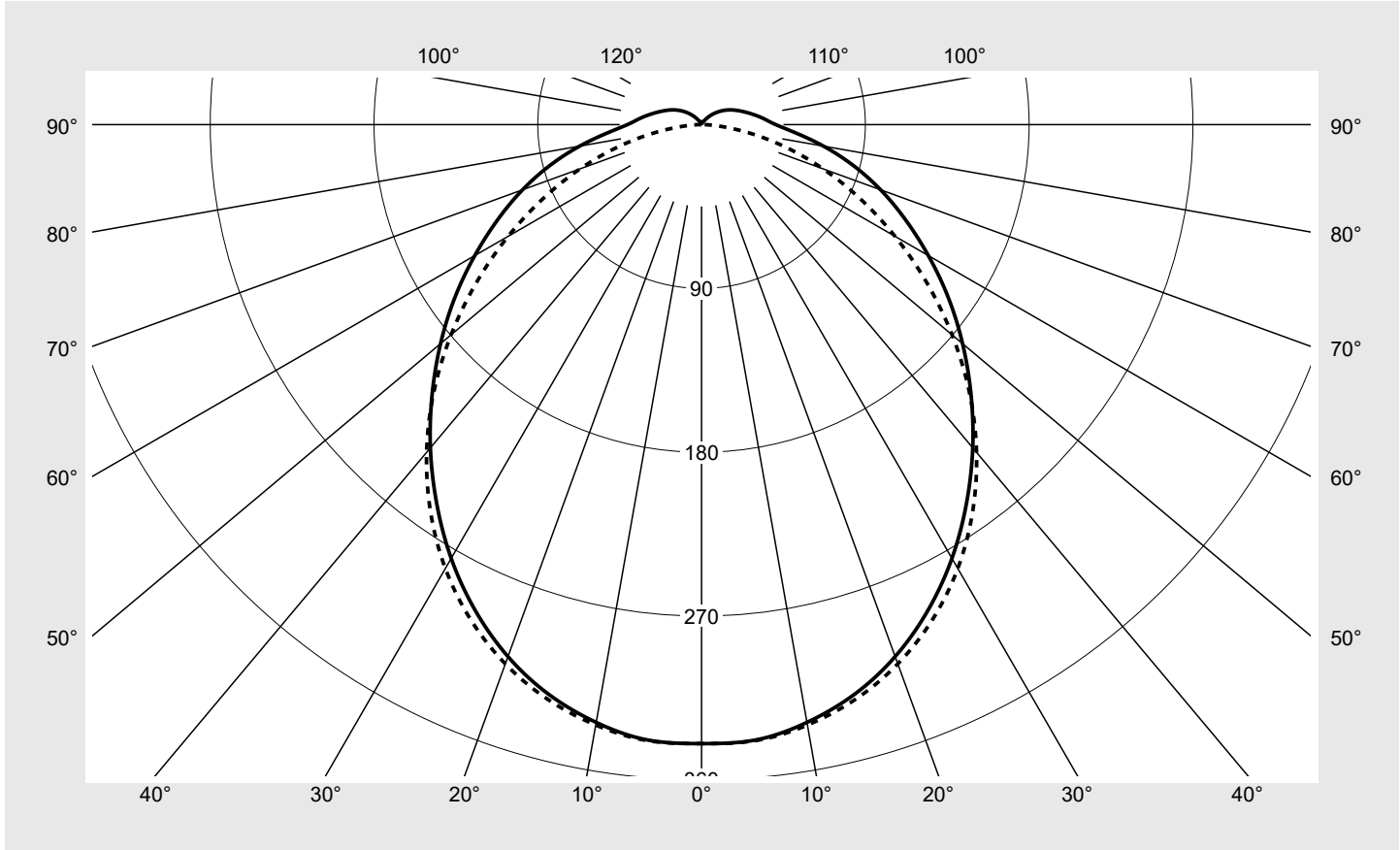


Photometric test report

Family Monsun® 12	Order number: 51FE107P460J005 EAN: 4058352539415	LP number 58939_83
	Version prismatic diffuser, opal, PMMA, wide distribution	serial documentation 21.10.2021
	Lamps LED 4000 K CRI ≥ 80	
	Controlgear ECG	
	Rated values Net luminous flux = 6370 lm Power consumption = 34.9 W Luminous efficacy = 182.5 lm/W	
		

Luminous intensity in cd/klm C180-0 C270-90 **Imax: 340 cd/klm**



Classifications	
DIN 5040	A 4 1
CIE	N1=47 N2=77 N3=93 N4=94 N5=100

Luminaire light output ratios	
η_{LB}	100.0%
ϕ_u	94.2%
ϕ_o	5.8%

Measurement conditions
DIN EN 13032 and DIN 5032

Photometric test report

Family Monsun® 12	Order number: 51FE107P460J005 EAN: 4058352539415	LP number 58939_83
Table of values for luminous intensities		Maximum luminous intensity
		siteco

C-planes γ	0° 180°	15°	30°	45°	60°	75°	90° 270°	Phi-zone	Total Phi-zone
		165° 195° 345°	150° 210° 330°	135° 225° 315°	120° 240° 300°	105° 255° 285°			
Luminous intensity in cd/klm								Luminous flux in lm/klm	
0°	340.1	340.1	340.1	340.1	340.1	340.1	340.1	2.0	2.0
5°	339.4	338.3	336.5	337.9	339.5	339.4	339.8	16.2	18.2
10°	333.5	333.0	331.2	332.8	334.6	334.7	335.0	31.7	49.9
15°	324.2	324.2	322.5	324.2	326.1	326.4	326.9	46.1	96.0
20°	311.0	311.6	310.1	311.9	314.1	314.7	315.3	58.6	154.6
25°	294.4	295.4	294.1	296.0	298.4	299.4	300.2	68.7	223.4
30°	275.2	276.6	275.1	276.8	279.4	280.7	281.6	76.1	299.5
35°	253.9	255.2	253.8	254.9	257.1	258.4	259.7	80.5	380.0
40°	231.8	232.9	231.3	231.1	232.5	233.8	235.1	81.9	461.9
45°	209.4	209.9	207.8	205.9	206.1	206.6	208.2	80.4	542.4
50°	187.2	187.1	184.8	181.3	179.3	178.3	179.7	76.6	619.0
55°	165.5	164.8	162.1	157.0	153.1	150.2	150.9	70.7	689.7
60°	143.9	142.9	139.5	133.7	127.9	123.2	122.7	63.3	753.0
65°	123.6	122.5	117.8	111.0	104.2	97.9	96.0	54.9	808.0
70°	104.7	103.3	97.1	89.4	81.7	74.3	71.0	45.8	853.8
75°	86.1	84.4	77.8	69.2	60.2	52.2	47.8	36.3	890.0
80°	68.0	66.1	60.2	50.5	40.7	32.1	26.9	26.7	916.7
85°	51.8	50.0	44.6	35.3	24.7	15.7	10.1	18.3	935.0
90°	40.8	39.2	34.4	26.0	15.9	6.9	1.8	13.1	948.2
95°	34.8	33.5	29.7	22.7	13.6	5.1	1.6	11.2	959.3
100°	29.9	28.8	25.4	19.2	11.3	3.7	1.4	9.4	968.7
105°	25.7	24.7	21.4	16.1	8.8	2.4	1.2	7.7	976.4
110°	22.1	20.9	18.0	13.0	6.6	1.4	1.1	6.1	982.5
115°	19.0	17.8	15.0	10.4	4.7	1.2	1.1	4.9	987.4
120°	16.0	14.8	12.2	7.9	3.1	1.2	1.0	3.8	991.2
125°	13.0	11.9	9.4	5.6	1.7	1.1	0.9	2.7	993.9
130°	10.1	9.1	6.9	3.7	1.4	1.1	1.0	1.9	995.9
135°	7.3	6.5	4.6	2.1	1.4	1.1	1.1	1.3	997.1
140°	4.8	4.1	2.7	1.7	1.4	1.1	1.1	0.8	998.0
145°	2.6	2.3	1.9	1.7	1.4	1.2	1.2	0.5	998.5
150°	2.0	2.0	1.9	1.6	1.3	1.3	1.3	0.4	998.9
155°	1.9	1.9	1.7	1.6	1.4	1.4	1.4	0.4	999.3
160°	1.7	1.7	1.6	1.4	1.4	1.4	1.4	0.3	999.6
165°	1.4	1.4	1.4	1.4	1.4	1.4	1.4	0.2	999.8
170°	1.3	1.4	1.4	1.4	1.4	1.4	1.4	0.1	999.9
175°	1.4	1.4	1.4	1.4	1.4	1.4	1.4	0.1	1000.0
180°	1.4	1.4	1.4	1.4	1.4	1.4	1.4	0.0	1000.0

Photometric test report

Family Monsun® 12	Order number: 51FE107P460J005 EAN: 4058352539415	LP number 58939_83
-----------------------------	---	------------------------------

UGR-Table	Standard room	siteco
------------------	----------------------	---------------

Reflection factor of ceiling	0.7	0.7	0.5	0.5	0.3	0.7	0.7	0.5	0.5	0.3	
Reflection factor of walls	0.5	0.3	0.5	0.3	0.3	0.5	0.3	0.5	0.3	0.3	
Reflection factor of floor	0.2	0.2	0.2	0.2	0.2	0.2	0.2	0.2	0.2	0.2	
Room dimensions	View crosswise (C0)					View endwise (C90)					
x	y										
2H	2H	20.3	22.0	20.6	22.3	22.6	20.2	21.9	20.6	22.2	22.6
	3H	22.0	23.5	22.4	23.9	24.2	21.6	23.2	22.0	23.5	23.8
	4H	22.8	24.3	23.2	24.6	25.0	22.1	23.6	22.5	23.9	24.3
	6H	23.6	24.9	24.0	25.3	25.7	22.5	23.9	22.9	24.2	24.6
	8H	23.9	25.2	24.4	25.6	26.0	22.6	23.9	23.1	24.3	24.7
	12H	24.2	25.4	24.7	25.8	26.2	22.7	23.9	23.1	24.3	24.7
4H	2H	20.9	22.4	21.3	22.8	23.1	20.9	22.4	21.3	22.7	23.1
	3H	22.9	24.1	23.3	24.5	24.9	22.5	23.8	22.9	24.1	24.5
	4H	23.8	25.0	24.3	25.4	25.8	23.2	24.3	23.6	24.7	25.1
	6H	24.8	25.8	25.2	26.2	26.6	23.6	24.6	24.1	25.1	25.5
	8H	25.2	26.1	25.6	26.5	27.0	23.8	24.7	24.2	25.1	25.6
	12H	25.6	26.4	26.1	26.9	27.4	23.9	24.7	24.4	25.2	25.6
8H	4H	24.2	25.1	24.6	25.5	26.0	23.6	24.5	24.0	24.9	25.4
	6H	25.3	26.0	25.7	26.5	27.0	24.2	24.9	24.7	25.4	25.9
	8H	25.8	26.5	26.3	27.0	27.5	24.4	25.1	24.9	25.6	26.1
	12H	26.3	26.9	26.9	27.4	28.0	24.6	25.1	25.1	25.6	26.2
12H	4H	24.2	25.0	24.7	25.5	26.0	23.7	24.5	24.1	24.9	25.4
	6H	25.3	26.0	25.8	26.5	27.0	24.3	25.0	24.8	25.5	26.0
	8H	25.9	26.5	26.4	27.0	27.6	24.6	25.2	25.1	25.7	26.2

Luminance table	Max. for $\gamma \geq 65^\circ$	Photometric dimensions in mm:	L = 1590	H(C0) = 21	H(C180) = 21
			B = 87	H(C90) = 21	H(C270) = 21

C-planes	γ	Luminance in cd/m ²							
		0° 180°	15° 165° 195° 345°	30° 150° 210° 330°	45° 135° 225° 315°	60° 120° 240° 300°	75° 105° 255° 285°	90° 270°	
45°		10983.7	11051.8	11132.6	11365.4	11856.0	12512.6	13380.6	
50°		10417.3	10455.9	10534.1	10694.8	11099.3	11722.8	12673.9	
55°		9878.1	9889.6	9950.2	10028.6	10341.2	10886.1	11888.4	
60°		9345.3	9337.4	9353.6	9383.3	9589.4	10039.4	11050.4	
65°		8876.8	8855.4	8780.5	8724.8	8847.3	9185.9	10172.7	
70°		8474.5	8426.6	8208.0	8052.9	8067.3	8287.1	9229.7	
75°		8055.1	7979.1	7673.0	7361.7	7179.1	7253.2	8108.7	
80°		7610.6	7484.3	7177.5	6624.2	6162.9	5957.8	6631.0	
85°		7286.3	7132.0	6798.5	6104.8	5189.2	4446.4	4631.0	

Photometric test report

Family Monsun® 12	Order number: 51FE107P460J005 EAN: 4058352539415	LP number 58939_83
------------------------------------	---	-------------------------------------

Luminance values in cd/m²

γ 65°
 γ 70°
 γ 75°
 γ 80°
 γ 85°

siteco

