

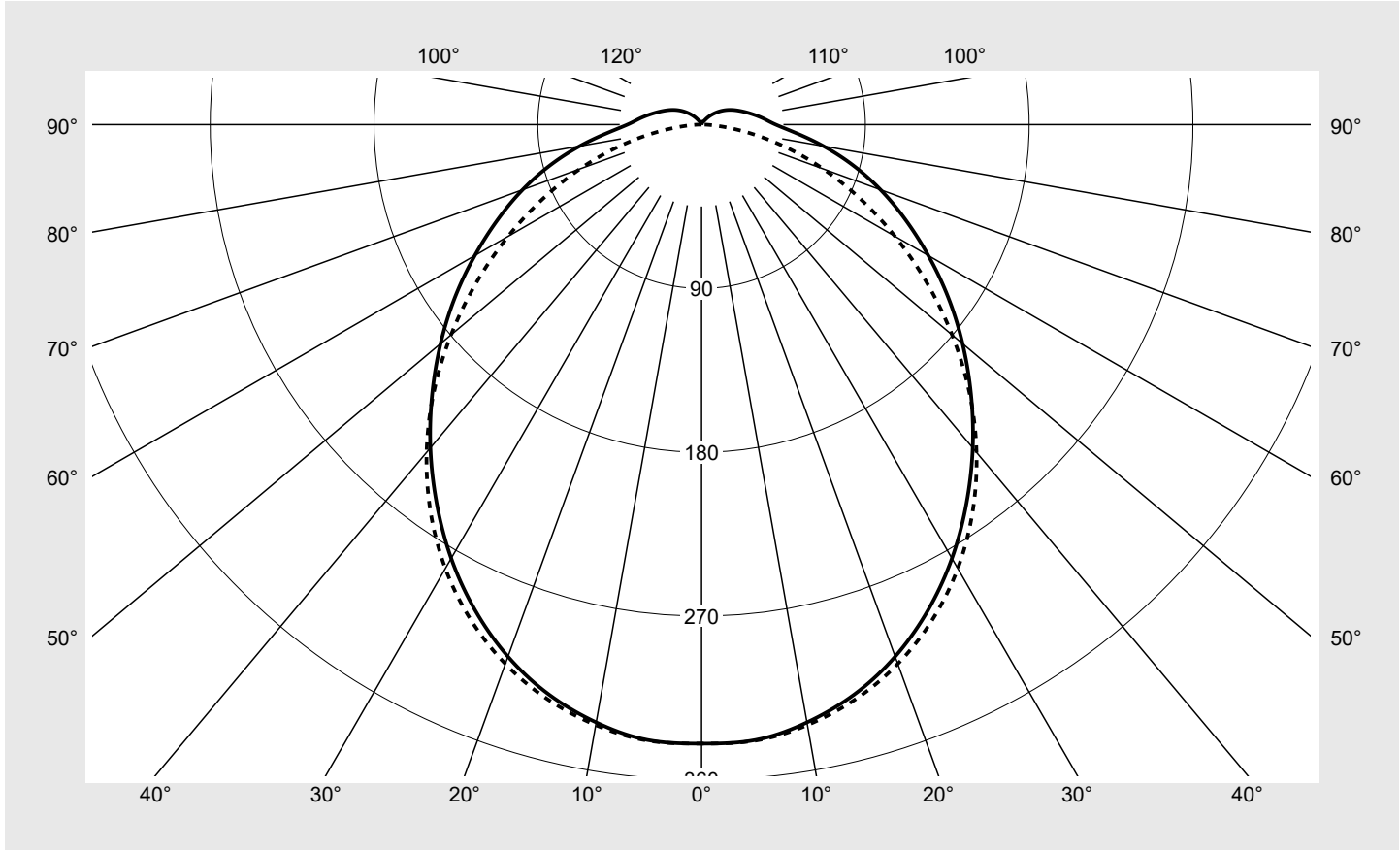


Photometric test report

Family Monsun® 12	Order number: 51FP10DP467H3H EAN: 4058352376362	LP number 58939_36
	Version prismatic diffuser, opal, PMMA, wide distribution Lamps LED 4000 K CRI ≥ 80 Controlgear ECG-DALI Setting emergency light operation: 3 h Rated values Net luminous flux = 870 lm Power consumption = 5.0 W Luminous efficacy = 174 lm/W	serial documentation 10.05.2021
		

Luminous intensity in cd/klm C180-0 C270-90 **Imax: 340 cd/klm**



Classifications	
DIN 5040	A 4 1
CIE	N1=47 N2=77 N3=93 N4=94 N5=100

Luminaire light output ratios	
η_{LB}	100.0%
ϕ_u	94.2%
ϕ_o	5.8%

Measurement conditions
 DIN EN 13032 and DIN 5032

Photometric test report

Family Monsun® 12	Order number: 51FP10DP467H3H EAN: 4058352376362	LP number 58939_36
Table of values for luminous intensities		Maximum luminous intensity
		siteco

C-planes γ	0° 180°	15°	30°	45°	60°	75°	90° 270°	Phi-zone	Total Phi-zone
		165° 195° 345°	150° 210° 330°	135° 225° 315°	120° 240° 300°	105° 255° 285°			
Luminous intensity in cd/klm								Luminous flux in lm/klm	
0°	340.1	340.1	340.1	340.1	340.1	340.1	340.1	2.0	2.0
5°	339.4	338.3	336.5	337.9	339.5	339.4	339.8	16.2	18.2
10°	333.5	333.0	331.2	332.8	334.6	334.7	335.0	31.7	49.9
15°	324.2	324.2	322.5	324.2	326.1	326.4	326.9	46.1	96.0
20°	311.0	311.6	310.1	311.9	314.1	314.7	315.3	58.6	154.6
25°	294.4	295.4	294.1	296.0	298.4	299.4	300.2	68.7	223.4
30°	275.2	276.6	275.1	276.8	279.4	280.7	281.6	76.1	299.5
35°	253.9	255.2	253.8	254.9	257.1	258.4	259.7	80.5	380.0
40°	231.8	232.9	231.3	231.1	232.5	233.8	235.1	81.9	461.9
45°	209.4	209.9	207.8	205.9	206.1	206.6	208.2	80.4	542.4
50°	187.2	187.1	184.8	181.3	179.3	178.3	179.7	76.6	619.0
55°	165.5	164.8	162.1	157.0	153.1	150.2	150.9	70.7	689.7
60°	143.9	142.9	139.5	133.7	127.9	123.2	122.7	63.3	753.0
65°	123.6	122.5	117.8	111.0	104.2	97.9	96.0	54.9	808.0
70°	104.7	103.3	97.1	89.4	81.7	74.3	71.0	45.8	853.8
75°	86.1	84.4	77.8	69.2	60.2	52.2	47.8	36.3	890.0
80°	68.0	66.1	60.2	50.5	40.7	32.1	26.9	26.7	916.7
85°	51.8	50.0	44.6	35.3	24.7	15.7	10.1	18.3	935.0
90°	40.8	39.2	34.4	26.0	15.9	6.9	1.8	13.1	948.2
95°	34.8	33.5	29.7	22.7	13.6	5.1	1.6	11.2	959.3
100°	29.9	28.8	25.4	19.2	11.3	3.7	1.4	9.4	968.7
105°	25.7	24.7	21.4	16.1	8.8	2.4	1.2	7.7	976.4
110°	22.1	20.9	18.0	13.0	6.6	1.4	1.1	6.1	982.5
115°	19.0	17.8	15.0	10.4	4.7	1.2	1.1	4.9	987.4
120°	16.0	14.8	12.2	7.9	3.1	1.2	1.0	3.8	991.2
125°	13.0	11.9	9.4	5.6	1.7	1.1	0.9	2.7	993.9
130°	10.1	9.1	6.9	3.7	1.4	1.1	1.0	1.9	995.9
135°	7.3	6.5	4.6	2.1	1.4	1.1	1.1	1.3	997.1
140°	4.8	4.1	2.7	1.7	1.4	1.1	1.1	0.8	998.0
145°	2.6	2.3	1.9	1.7	1.4	1.2	1.2	0.5	998.5
150°	2.0	2.0	1.9	1.6	1.3	1.3	1.3	0.4	998.9
155°	1.9	1.9	1.7	1.6	1.4	1.4	1.4	0.4	999.3
160°	1.7	1.7	1.6	1.4	1.4	1.4	1.4	0.3	999.6
165°	1.4	1.4	1.4	1.4	1.4	1.4	1.4	0.2	999.8
170°	1.3	1.4	1.4	1.4	1.4	1.4	1.4	0.1	999.9
175°	1.4	1.4	1.4	1.4	1.4	1.4	1.4	0.1	1000.0
180°	1.4	1.4	1.4	1.4	1.4	1.4	1.4	0.0	1000.0

Photometric test report

Family Monsun® 12	Order number: 51FP10DP467H3H EAN: 4058352376362	LP number 58939_36
-----------------------------	--	------------------------------

UGR-Table	Standard room	siteco
------------------	----------------------	---------------

Reflection factor of ceiling	0.7	0.7	0.5	0.5	0.3	0.7	0.7	0.5	0.5	0.3	
Reflection factor of walls	0.5	0.3	0.5	0.3	0.3	0.5	0.3	0.5	0.3	0.3	
Reflection factor of floor	0.2	0.2	0.2	0.2	0.2	0.2	0.2	0.2	0.2	0.2	
Room dimensions	View crosswise (C0)					View endwise (C90)					
x	y										
2H	2H	13.3	15.0	13.7	15.3	15.7	13.3	15.0	13.7	15.3	15.7
	3H	15.1	16.6	15.5	17.0	17.3	14.7	16.2	15.1	16.6	16.9
	4H	15.9	17.3	16.3	17.7	18.1	15.2	16.7	15.6	17.0	17.4
	6H	16.6	18.0	17.1	18.4	18.7	15.6	16.9	16.0	17.3	17.7
	8H	17.0	18.3	17.4	18.7	19.1	15.7	17.0	16.1	17.4	17.8
	12H	17.3	18.5	17.8	18.9	19.3	15.8	17.0	16.2	17.4	17.8
4H	2H	14.0	15.5	14.4	15.8	16.2	14.0	15.5	14.4	15.8	16.2
	3H	16.0	17.2	16.4	17.6	18.0	15.6	16.8	16.0	17.2	17.6
	4H	16.9	18.1	17.4	18.5	18.9	16.2	17.4	16.7	17.8	18.2
	6H	17.8	18.8	18.3	19.3	19.7	16.7	17.7	17.2	18.1	18.6
	8H	18.3	19.2	18.7	19.6	20.1	16.9	17.8	17.3	18.2	18.7
	12H	18.7	19.5	19.2	19.9	20.4	17.0	17.8	17.4	18.2	18.7
8H	4H	17.3	18.2	17.7	18.6	19.1	16.6	17.6	17.1	18.0	18.5
	6H	18.3	19.1	18.8	19.6	20.1	17.3	18.0	17.7	18.5	19.0
	8H	18.9	19.6	19.4	20.0	20.6	17.5	18.2	18.0	18.6	19.2
	12H	19.4	20.0	19.9	20.5	21.0	17.6	18.2	18.1	18.7	19.3
12H	4H	17.3	18.1	17.8	18.6	19.1	16.7	17.6	17.2	18.0	18.5
	6H	18.4	19.1	18.9	19.6	20.1	17.4	18.1	17.9	18.6	19.1
	8H	19.0	19.6	19.5	20.1	20.6	17.7	18.3	18.2	18.8	19.3

Luminance table	Max. for $\gamma \geq 65^\circ$	Photometric dimensions in mm:	L = 1590	H(C0) = 21	H(C180) = 21
			B = 87	H(C90) = 21	H(C270) = 21

C-planes	γ	Luminance in cd/m ²							
		0° 180°	15° 165° 195° 345°	30° 150° 210° 330°	45° 135° 225° 315°	60° 120° 240° 300°	75° 105° 255° 285°	90° 270°	
45°		1500.1	1509.4	1520.5	1552.3	1619.3	1708.9	1827.5	
50°		1422.8	1428.0	1438.7	1460.7	1515.9	1601.1	1731.0	
55°		1349.1	1350.7	1359.0	1369.7	1412.4	1486.8	1623.7	
60°		1276.4	1275.3	1277.5	1281.6	1309.7	1371.2	1509.2	
65°		1212.4	1209.5	1199.2	1191.6	1208.3	1254.6	1389.4	
70°		1157.4	1150.9	1121.0	1099.9	1101.8	1131.8	1260.6	
75°		1100.2	1089.8	1048.0	1005.4	980.5	990.6	1107.5	
80°		1039.4	1022.2	980.3	904.7	841.7	813.7	905.6	
85°		995.1	974.1	928.5	833.8	708.7	607.3	632.5	

Photometric test report

Family Monsun® 12	Order number: 51FP10DP467H3H EAN: 4058352376362	LP number 58939_36
------------------------------------	--	-------------------------------------

Luminance values in cd/m²

γ 65°
 γ 70°
 γ 75°
 γ 80°
 γ 85°

siteco

