

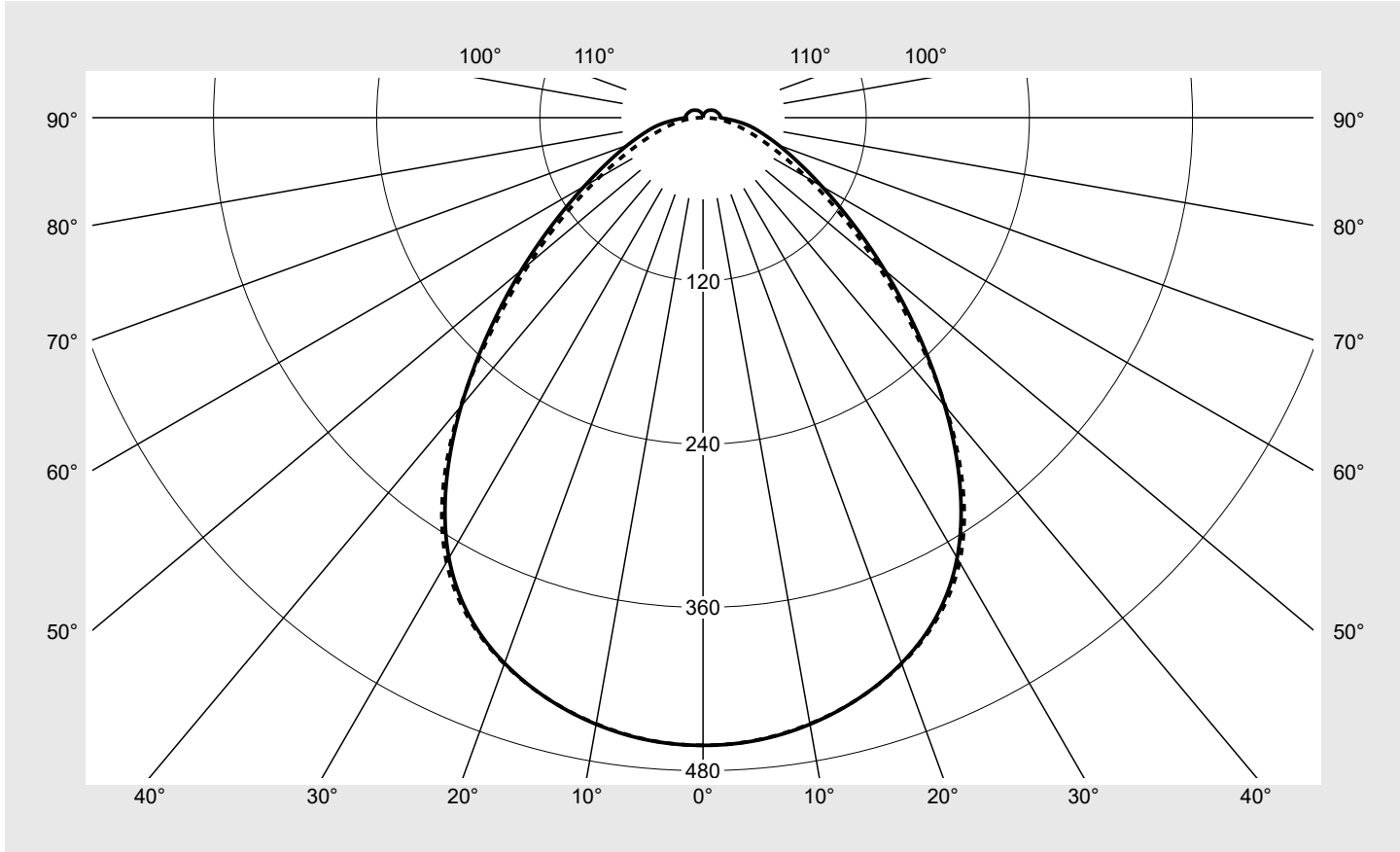


Photometric test report

Family Apollon® 31 Surface	Order number: 51MP25WD2441E EAN: 4058352614556	LP number 59344_16
	Version surface-mounted and suspended luminaire, microprismatic optics, wide distribution Lamps LED 4000 K CRI ≥ 80 Controlgear ECG-DALI Rated values Net luminous flux = 3800 lm Power consumption = 28.0 W Luminous efficacy = 135.7 lm/W	serial documentation 15.03.2024 

Luminous intensity in cd/klm C180-0 C270-90 **Imax: 461 cd/klm**



Classifications	
DIN 5040	A 5 1
CIE	N1=61 N2=87 N3=97 N4=97 N5=100

Luminaire light output ratios	
η_{LB}	100.0%
ϕ_u	96.9%
ϕ_o	3.1%

Measurement conditions
DIN EN 13032 and DIN 5032

Photometric test report

Family Apollon® 31 Surface	Order number: 51MP25WD2441E EAN: 4058352614556	LP number 59344_16
Table of values for luminous intensities		Maximum luminous intensity
		sITeco

C-planes γ	0° 180°	15°	30°	45°	60°	75°	90° 270°	Phi-zone	Total Phi-zone
		165° 195° 345°	150° 210° 330°	135° 225° 315°	120° 240° 300°	105° 255° 285°			
Luminous intensity in cd/klm							Luminous flux in lm/klm		
0°	461.4	461.4	461.4	461.4	461.4	461.4	461.4	2.8	2.8
5°	459.4	459.1	459.2	459.1	459.1	458.9	459.2	21.9	24.7
10°	452.8	452.3	452.6	452.2	452.5	452.2	452.4	43.1	67.8
15°	442.1	441.3	442.0	441.6	442.2	441.7	442.0	62.7	130.4
20°	426.8	425.8	426.8	426.4	427.3	426.7	427.3	80.0	210.4
25°	405.3	404.1	405.7	405.3	406.7	406.0	406.9	94.0	304.4
30°	373.7	372.1	374.7	374.3	376.6	375.8	377.3	102.7	407.1
35°	329.4	327.4	330.7	330.2	332.9	331.2	333.4	104.0	511.1
40°	276.6	274.1	276.8	275.9	278.9	276.1	277.7	97.4	608.5
45°	222.9	219.6	220.9	219.3	222.4	217.7	218.2	85.3	693.8
50°	174.4	171.2	171.4	169.7	171.1	166.2	166.5	71.4	765.2
55°	133.1	129.8	129.4	127.3	127.2	122.9	123.6	57.2	822.4
60°	100.8	96.8	95.6	92.8	92.4	88.6	88.7	44.4	866.8
65°	76.9	72.2	70.3	66.6	66.9	62.9	62.1	33.8	900.6
70°	59.3	54.7	52.5	48.1	48.7	44.3	43.1	25.7	926.3
75°	45.5	41.8	39.8	34.7	34.7	30.6	29.6	19.3	945.7
80°	34.6	31.6	29.4	23.8	22.7	19.7	19.2	13.9	959.5
85°	22.2	20.2	18.0	13.5	12.3	10.0	9.8	8.2	967.7
90°	13.3	11.8	8.8	5.0	3.4	2.0	1.4	3.5	971.2
95°	12.6	11.5	8.3	4.7	2.9	1.3	1.0	3.2	974.5
100°	12.4	11.4	8.1	4.6	2.9	1.5	0.9	3.2	977.6
105°	11.8	10.9	7.8	4.6	2.9	1.5	0.8	3.0	980.6
110°	11.2	10.3	7.6	4.6	2.9	1.5	0.8	2.8	983.4
115°	10.7	9.8	7.6	4.9	2.9	1.5	0.8	2.7	986.1
120°	10.1	9.4	7.4	5.0	2.9	1.5	0.7	2.5	988.6
125°	9.4	8.7	7.1	4.9	3.0	1.5	0.7	2.3	990.9
130°	8.6	8.0	6.6	4.9	3.0	1.5	0.7	2.0	992.9
135°	7.8	7.3	6.3	4.7	2.9	1.4	0.6	1.7	994.6
140°	7.1	6.7	5.8	4.4	2.8	1.4	0.7	1.5	996.1
145°	6.4	6.1	5.2	4.0	2.7	1.5	0.8	1.2	997.3
150°	5.6	5.3	4.6	3.6	2.5	1.5	1.0	1.0	998.2
155°	4.8	4.5	4.0	3.2	2.2	1.5	1.1	0.7	998.9
160°	3.9	3.7	3.3	2.6	1.9	1.5	1.2	0.5	999.4
165°	3.1	2.9	2.7	2.2	1.8	1.5	1.3	0.3	999.7
170°	2.3	2.3	2.1	1.8	1.6	1.5	1.4	0.2	999.9
175°	1.8	1.7	1.6	1.5	1.5	1.5	1.4	0.1	1000.0
180°	1.4	1.4	1.4	1.4	1.4	1.4	1.4	0.0	1000.0

Photometric test report

Family Apollon® 31 Surface	Order number: 51MP25WD2441E EAN: 4058352614556	LP number 59344_16
--------------------------------------	---	------------------------------

UGR-Table	Standard room	siteco
------------------	----------------------	---------------

Reflection factor of ceiling	0.7	0.7	0.5	0.5	0.3	0.7	0.7	0.5	0.5	0.3	
Reflection factor of walls	0.5	0.3	0.5	0.3	0.3	0.5	0.3	0.5	0.3	0.3	
Reflection factor of floor	0.2	0.2	0.2	0.2	0.2	0.2	0.2	0.2	0.2	0.2	
Room dimensions	View crosswise (C0)					View endwise (C90)					
x	y										
2H	2H	16.0	17.5	16.3	17.8	18.1	15.9	17.4	16.2	17.7	18.0
	3H	16.9	18.3	17.3	18.6	19.0	16.6	18.0	17.0	18.3	18.7
	4H	17.4	18.7	17.8	19.1	19.4	16.9	18.2	17.3	18.5	18.9
	6H	17.9	19.1	18.3	19.5	19.9	17.1	18.3	17.6	18.7	19.1
	8H	18.2	19.3	18.6	19.7	20.1	17.3	18.4	17.7	18.8	19.2
	12H	18.4	19.5	18.9	19.8	20.3	17.4	18.4	17.8	18.8	19.2
4H	2H	16.3	17.6	16.7	18.0	18.4	16.3	17.6	16.7	17.9	18.3
	3H	17.5	18.6	17.9	19.0	19.4	17.2	18.3	17.6	18.7	19.1
	4H	18.1	19.1	18.5	19.5	19.9	17.6	18.6	18.0	19.0	19.4
	6H	18.8	19.6	19.2	20.1	20.5	18.0	18.8	18.4	19.3	19.7
	8H	19.1	19.9	19.6	20.3	20.8	18.1	18.9	18.6	19.3	19.8
	12H	19.4	20.1	19.9	20.5	21.0	18.3	19.0	18.8	19.4	19.9
8H	4H	18.3	19.1	18.8	19.5	20.0	17.8	18.6	18.3	19.1	19.5
	6H	19.1	19.8	19.6	20.2	20.7	18.3	19.0	18.8	19.4	19.9
	8H	19.5	20.1	20.0	20.6	21.1	18.5	19.1	19.0	19.6	20.1
	12H	20.0	20.4	20.5	20.9	21.5	18.8	19.2	19.3	19.7	20.3
12H	4H	18.3	19.0	18.8	19.5	20.0	17.9	18.6	18.4	19.0	19.5
	6H	19.2	19.7	19.7	20.2	20.7	18.4	19.0	18.9	19.5	20.0
	8H	19.6	20.1	20.1	20.6	21.1	18.7	19.2	19.2	19.7	20.2

Luminance table	Max. for $\gamma \geq 65^\circ$	Photometric dimensions in mm:	L = 1236	H(C0) = 13	H(C180) = 13
			B = 200	H(C90) = 0	H(C270) = 0

C-planes	γ	Luminance in cd/m ²							
		0° 180°	15° 165° 195° 345°	30° 150° 210° 330°	45° 135° 225° 315°	60° 120° 240° 300°	75° 105° 255° 285°	90° 270°	
45°	45°	4549.6	4491.6	4545.5	4558.8	4683.0	4654.8	4743.5	
50°	50°	3871.5	3809.2	3840.3	3847.5	3938.4	3897.2	3982.8	
55°	55°	3264.1	3191.3	3208.7	3200.9	3256.6	3217.6	3311.4	
60°	60°	2786.6	2685.1	2677.5	2643.8	2688.7	2648.0	2725.6	
65°	65°	2455.8	2314.7	2280.3	2206.5	2275.0	2207.7	2259.8	
70°	70°	2261.1	2095.0	2043.3	1918.8	2009.7	1904.7	1937.0	
75°	75°	2175.6	2011.2	1955.5	1757.7	1837.1	1711.5	1756.6	
80°	80°	2236.0	2065.2	1973.4	1669.5	1696.7	1592.5	1697.7	
85°	85°	2241.6	2069.7	1930.3	1563.7	1581.3	1484.8	1730.2	

Photometric test report

Family Apollon® 31 Surface	Order number: 51MP25WD2441E EAN: 4058352614556	LP number 59344_16
---	---	-------------------------------------

Luminance values in cd/m²

γ 65°	γ 70°	γ 75°	γ 80°	γ 85°
--------------	--------------	--------------	--------------	--------------

siteco

