
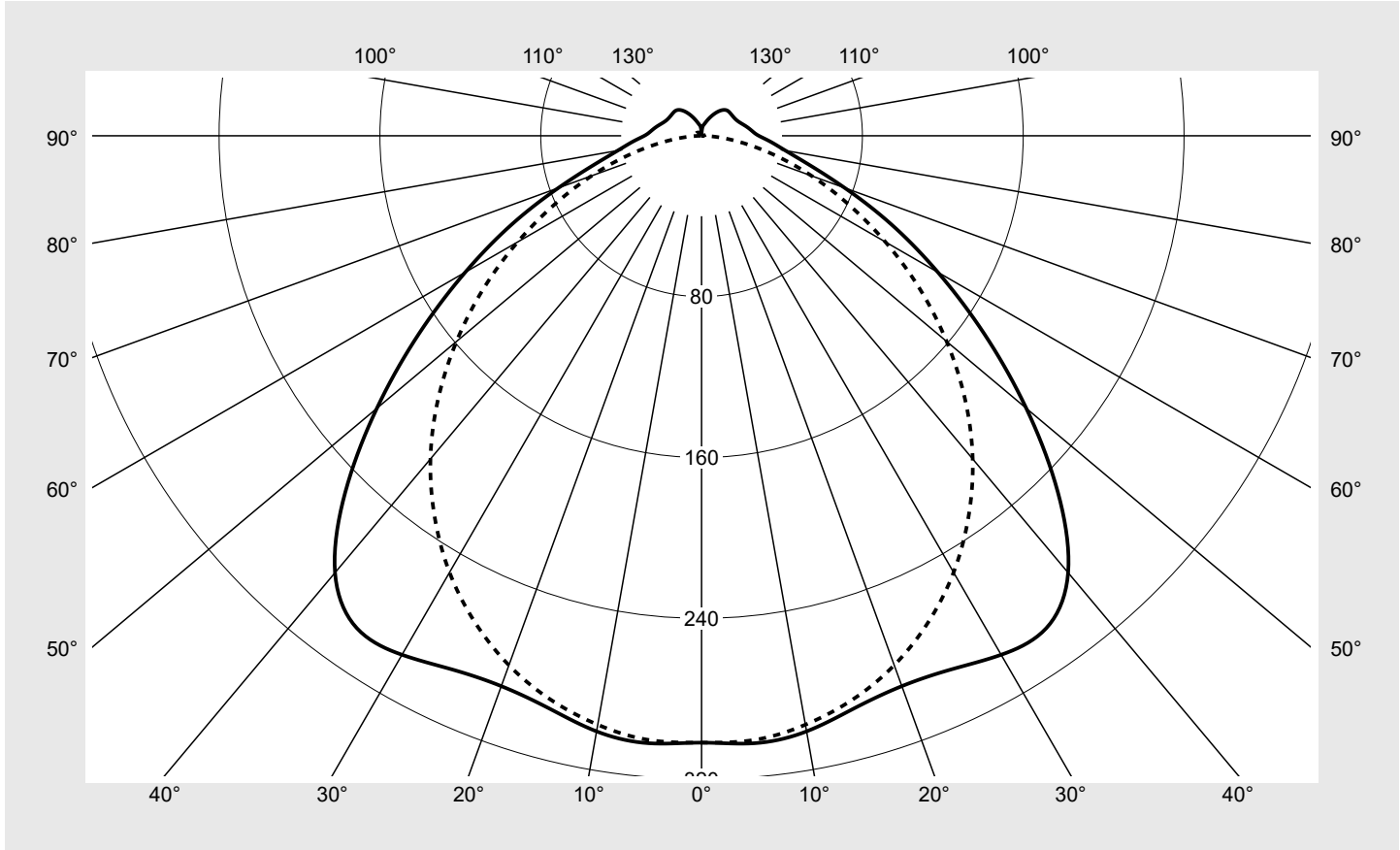


Photometric test report

Family DUS® 31 	Order number: 53BD812C1V4105 EAN: 4058352421680	LP number 59064_8
	Version diffuser optic, frosted, wide distribution Lamps LED 4000 K CRI ≥ 80 Controlgear ECG-Multilumen CLOi Rated values Net luminous flux = 10520 lm Power consumption = 63.8 W Luminous efficacy = 164.9 lm/W	serial documentation 29.10.2020

Luminous intensity in cd/klm **C180-0** **C270-90** **Imax: 303 cd/klm**



Classifications	
DIN 5040	A 4 1
CIE	N1=47 N2=80 N3=95 N4=92 N5=100

Luminaire light output ratios	
η_{LB}	100.0%
ϕ_u	92.2%
ϕ_o	7.8%

Measurement conditions
 DIN EN 13032 and DIN 5032

Photometric test report

Family DUS® 31	Order number: 53BD812C1V4105 EAN: 4058352421680	LP number 59064_8
Table of values for luminous intensities		Maximum luminous intensity



C-planes γ	0° 180°	15°	30°	45°	60°	75°	90° 270°	Phi-zone	Total Phi-zone
		165° 195° 345°	150° 210° 330°	135° 225° 315°	120° 240° 300°	105° 255° 285°			
Luminous intensity in cd/klm							Luminous flux in lm/klm		
0°	301.8	301.8	301.8	301.8	301.8	301.8	301.8	1.8	1.8
5°	303.3	302.1	299.9	300.9	301.9	301.5	301.6	14.4	16.2
10°	300.8	300.0	297.7	298.5	298.9	297.8	297.4	28.4	44.6
15°	294.6	294.3	291.7	292.6	293.1	291.2	290.3	41.5	86.1
20°	291.3	290.6	285.8	284.4	284.3	281.8	280.2	53.5	139.7
25°	293.0	291.5	283.0	276.7	273.3	269.6	266.9	64.6	204.3
30°	298.0	296.0	283.3	270.8	261.1	254.6	250.8	74.9	279.2
35°	299.0	297.5	283.8	265.6	248.4	237.0	231.5	83.7	362.9
40°	283.7	284.3	276.5	258.3	235.0	217.5	209.8	89.2	452.1
45°	250.6	253.6	254.2	243.8	219.3	195.5	185.4	89.4	541.5
50°	210.8	214.1	220.0	218.9	199.3	171.7	159.1	84.6	626.1
55°	171.6	174.1	180.5	185.1	173.7	146.4	132.4	75.7	701.8
60°	135.7	137.3	141.6	147.2	142.6	119.7	105.6	64.0	765.8
65°	104.1	104.9	107.1	111.0	110.3	93.2	80.6	51.2	817.1
70°	75.8	76.7	78.0	80.6	80.3	68.4	58.2	38.7	855.8
75°	55.2	55.4	55.7	57.0	55.4	46.3	38.3	27.9	883.7
80°	42.4	41.9	40.8	39.2	35.6	27.7	21.5	19.5	903.3
85°	34.5	33.8	31.7	27.6	21.5	14.0	8.7	13.7	916.9
90°	28.5	27.9	25.4	20.0	13.0	5.8	0.8	9.7	926.7
95°	25.4	25.0	22.9	18.2	11.9	5.4	1.1	8.8	935.5
100°	23.4	22.9	21.0	17.1	11.6	5.5	1.7	8.2	943.6
105°	21.5	21.0	19.3	16.3	11.6	5.8	2.4	7.6	951.2
110°	19.9	19.3	18.1	15.8	11.8	6.2	2.9	7.1	958.3
115°	18.9	18.4	17.5	15.6	12.1	6.5	2.9	6.7	965.0
120°	18.5	17.9	17.3	15.6	12.2	6.6	2.9	6.3	971.4
125°	18.2	17.7	17.1	15.5	11.7	6.5	2.7	5.9	977.3
130°	18.1	17.6	16.9	14.9	10.9	6.2	2.5	5.4	982.6
135°	17.9	17.2	16.1	13.6	9.8	5.6	2.4	4.7	987.3
140°	16.8	15.9	14.5	12.0	8.4	5.0	2.2	3.8	991.1
145°	14.9	14.0	12.6	10.1	6.9	4.5	2.0	3.0	994.1
150°	12.5	11.8	10.5	8.0	5.7	4.2	1.8	2.2	996.3
155°	10.2	9.6	8.4	6.3	5.0	3.7	1.6	1.5	997.8
160°	8.1	7.7	6.3	5.1	4.6	3.6	1.5	1.0	998.8
165°	6.4	6.2	4.7	4.5	4.1	4.7	1.5	0.7	999.5
170°	5.4	4.4	3.9	4.0	3.9	3.8	1.5	0.4	999.8
175°	3.9	3.2	4.4	4.7	3.9	2.2	1.5	0.2	1000.0
180°	1.5	1.5	1.5	1.5	1.5	1.5	1.5	0.0	1000.0

Photometric test report

Family DUS® 31	Order number: 53BD812C1V4105 EAN: 4058352421680	LP number 59064_8
--------------------------	--	-----------------------------

UGR-Table	Standard room	siteco
------------------	----------------------	---------------

Reflection factor of ceiling	0.7	0.7	0.5	0.5	0.3	0.7	0.7	0.5	0.5	0.3	
Reflection factor of walls	0.5	0.3	0.5	0.3	0.3	0.5	0.3	0.5	0.3	0.3	
Reflection factor of floor	0.2	0.2	0.2	0.2	0.2	0.2	0.2	0.2	0.2	0.2	
Room dimensions	View crosswise (C0)					View endwise (C90)					
x	y										
2H	2H	22.9	24.6	23.2	24.9	25.2	22.7	24.4	23.0	24.7	25.0
	3H	23.8	25.4	24.2	25.7	26.1	23.8	25.4	24.2	25.7	26.0
	4H	24.2	25.7	24.6	26.0	26.4	24.2	25.7	24.6	26.0	26.4
	6H	24.6	25.9	25.0	26.2	26.6	24.5	25.8	24.9	26.2	26.6
	8H	24.8	26.0	25.2	26.4	26.8	24.6	25.9	25.0	26.3	26.7
	12H	24.9	26.1	25.4	26.5	26.9	24.7	25.9	25.1	26.2	26.7
4H	2H	23.5	25.0	23.9	25.3	25.7	23.4	24.8	23.8	25.2	25.6
	3H	24.7	25.9	25.1	26.3	26.7	24.8	26.0	25.2	26.4	26.8
	4H	25.1	26.2	25.6	26.6	27.1	25.3	26.4	25.7	26.8	27.2
	6H	25.6	26.5	26.0	27.0	27.4	25.6	26.6	26.1	27.0	27.5
	8H	25.8	26.7	26.3	27.1	27.6	25.8	26.7	26.2	27.1	27.6
	12H	26.1	26.8	26.5	27.3	27.8	25.9	26.7	26.3	27.1	27.6
8H	4H	25.4	26.3	25.9	26.7	27.2	25.5	26.4	26.0	26.9	27.3
	6H	26.0	26.7	26.4	27.2	27.7	26.0	26.8	26.5	27.2	27.7
	8H	26.3	26.9	26.8	27.4	27.9	26.2	26.9	26.7	27.4	27.9
	12H	26.6	27.2	27.1	27.7	28.2	26.4	26.9	26.9	27.4	28.0
12H	4H	25.4	26.2	25.9	26.7	27.2	25.6	26.4	26.1	26.8	27.3
	6H	26.0	26.7	26.5	27.2	27.7	26.1	26.8	26.6	27.2	27.8
	8H	26.4	27.0	26.9	27.5	28.0	26.4	26.9	26.9	27.4	27.9

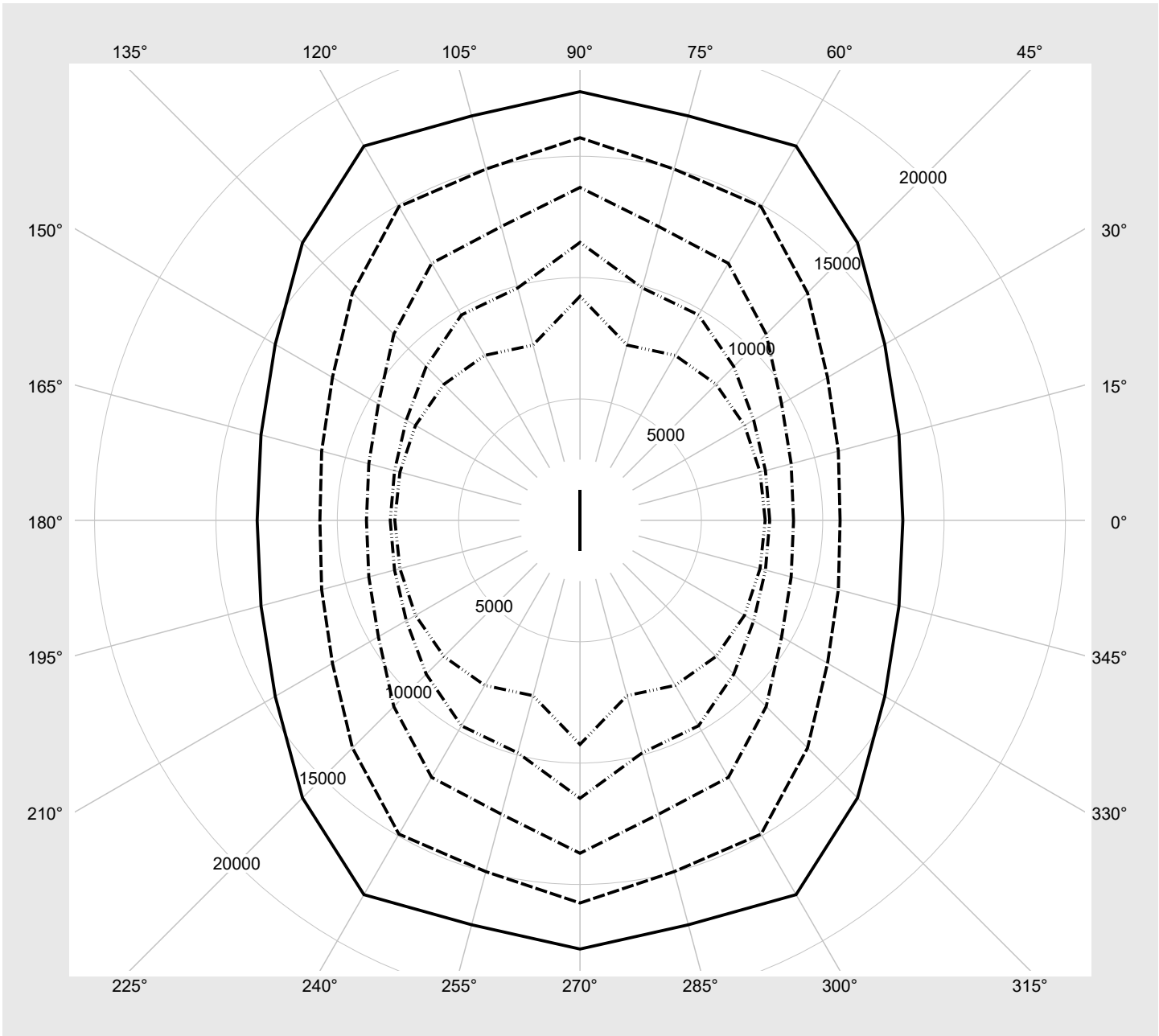
Luminance table	Max. for $\gamma \geq 65^\circ$	Photometric dimensions in mm:	L = 1514	H(C0) = 25	H(C180) = 25
			B = 75	H(C90) = 0	H(C270) = 0

C-planes	γ	Luminance in cd/m ²							
		0° 180°	15° 165° 195° 345°	30° 150° 210° 330°	45° 135° 225° 315°	60° 120° 240° 300°	75° 105° 255° 285°	90° 270°	
	45°	24628.8	25129.9	25839.9	25849.9	24629.9	23576.4	24287.6	
	50°	21749.8	22302.1	23587.2	24633.4	23968.1	22440.1	22937.2	
	55°	18780.4	19266.0	20644.5	22367.6	22658.1	21050.4	21377.9	
	60°	15944.3	16330.1	17490.7	19370.2	20501.8	19301.3	19567.5	
	65°	13301.9	13606.9	14500.3	16170.4	17805.6	17249.2	17661.0	
	70°	10716.6	11019.6	11777.1	13258.5	14924.4	14982.5	15763.9	
	75°	8799.3	9007.5	9592.6	10849.1	12226.8	12531.2	13714.8	
	80°	7818.3	7910.6	8264.1	8960.3	9772.0	9913.8	11450.6	
	85°	7630.4	7681.2	7826.2	7928.6	7849.0	7477.0	9231.1	

Photometric test report

Family DUS® 31	Order number: 53BD812C1V4105 EAN: 4058352421680	LP number 59064_8
---------------------------------	--	------------------------------------

Luminance values in cd/m² γ 65° γ 70° γ 75° γ 80° γ 85° **siteco**



Photometric test report

Family DUS® 31	Order number: 53BD812C1V4105 EAN: 4058352421680	LP number 59064_8
--------------------------	--	-----------------------------

Multilumen Table	environmental temperature: 25°C	siteco
-------------------------	---------------------------------	---------------

DIP-Step	Switch Setting			Luminous flux [lm]	Power consumption [W]	Power consumption	Power consumption
	1	2	3			[W] end of lifetime	[W] average
1	A	C	E	10520	63.8	73.1	68.4
2	A	C	F	10060	60.6	69.3	65.0
3	A	D	E	9050	53.8	61.0	57.4
4	A	D	F	8010	47.0	53.3	50.2
5	B	C	E	7020	40.8	46.1	43.4
6	B	C	F	6010	34.7	39.0	36.8
7	B	D	E	5050	29.1	32.5	30.8
8	B	D	F	4070	23.5	26.1	24.8