
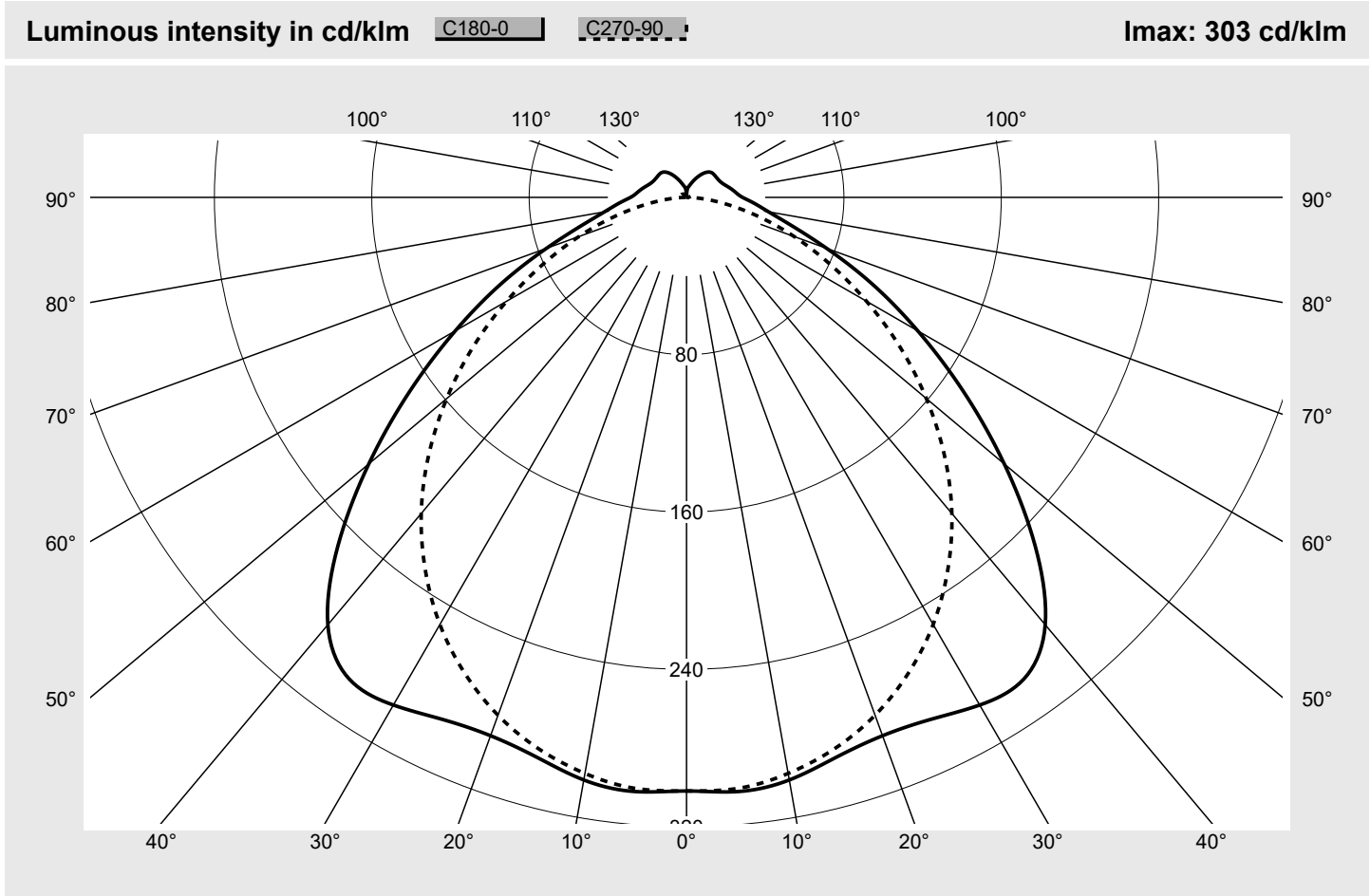


## Photometric test report

<b>Family</b> <b>Modario® 31</b> 	<b>Order number: 53BM812D2V6120</b> <b>EAN: 4058352434635</b>	<b>LP number</b> <b>59064_6</b>
	<b>Version</b> diffuser optic, frosted, wide distribution <b>Lamps</b> LED 6500 K   CRI ≥ 80 <b>Controlgear</b> ECG-DALI <b>Rated values</b> Net luminous flux = 12400 lm Power consumption = 79.5 W Luminous efficacy = 156 lm/W	<b>serial documentation</b> <b>01.09.2020</b>



Classifications	
DIN 5040	A 4 1
CIE	N1=47 N2=80 N3=95 N4=92 N5=100

Luminaire light output ratios	
$\eta_{LB}$	100.0%
$\phi_u$	92.2%
$\phi_o$	7.8%

Measurement conditions
DIN EN 13032 and DIN 5032

## Photometric test report

Family <b>Modario® 31</b>	Order number: <b>53BM812D2V6120</b> EAN: <b>4058352434635</b>	LP number <b>59064_6</b>
<b>Table of values for luminous intensities</b>		<b>Maximum luminous intensity</b>
		<b>siteco</b>

C-planes $\gamma$	0° 180°	15°	30°	45°	60°	75°	90° 270°	Phi-zone	Total Phi-zone
		165° 195° 345°	150° 210° 330°	135° 225° 315°	120° 240° 300°	105° 255° 285°			
Luminous intensity in cd/klm							Luminous flux in lm/klm		
0°	301.8	301.8	301.8	301.8	301.8	301.8	301.8	1.8	1.8
5°	303.3	302.1	299.9	300.9	301.9	301.5	301.6	14.4	16.2
10°	300.8	300.0	297.7	298.5	298.9	297.8	297.4	28.4	44.6
15°	294.6	294.3	291.7	292.6	293.1	291.2	290.3	41.5	86.1
20°	291.3	290.6	285.8	284.4	284.3	281.8	280.2	53.5	139.7
25°	293.0	291.5	283.0	276.7	273.3	269.6	266.9	64.6	204.3
30°	298.0	296.0	283.3	270.8	261.1	254.6	250.8	74.9	279.2
35°	299.0	297.5	283.8	265.6	248.4	237.0	231.5	83.7	362.9
40°	283.7	284.3	276.5	258.3	235.0	217.5	209.8	89.2	452.1
45°	250.6	253.6	254.2	243.8	219.3	195.5	185.4	89.4	541.5
50°	210.8	214.1	220.0	218.9	199.3	171.7	159.1	84.6	626.1
55°	171.6	174.1	180.5	185.1	173.7	146.4	132.4	75.7	701.8
60°	135.7	137.3	141.6	147.2	142.6	119.7	105.6	64.0	765.8
65°	104.1	104.9	107.1	111.0	110.3	93.2	80.6	51.2	817.1
70°	75.8	76.7	78.0	80.6	80.3	68.4	58.2	38.7	855.8
75°	55.2	55.4	55.7	57.0	55.4	46.3	38.3	27.9	883.7
80°	42.4	41.9	40.8	39.2	35.6	27.7	21.5	19.5	903.3
85°	34.5	33.8	31.7	27.6	21.5	14.0	8.7	13.7	916.9
90°	28.5	27.9	25.4	20.0	13.0	5.8	0.8	9.7	926.7
95°	25.4	25.0	22.9	18.2	11.9	5.4	1.1	8.8	935.5
100°	23.4	22.9	21.0	17.1	11.6	5.5	1.7	8.2	943.6
105°	21.5	21.0	19.3	16.3	11.6	5.8	2.4	7.6	951.2
110°	19.9	19.3	18.1	15.8	11.8	6.2	2.9	7.1	958.3
115°	18.9	18.4	17.5	15.6	12.1	6.5	2.9	6.7	965.0
120°	18.5	17.9	17.3	15.6	12.2	6.6	2.9	6.3	971.4
125°	18.2	17.7	17.1	15.5	11.7	6.5	2.7	5.9	977.3
130°	18.1	17.6	16.9	14.9	10.9	6.2	2.5	5.4	982.6
135°	17.9	17.2	16.1	13.6	9.8	5.6	2.4	4.7	987.3
140°	16.8	15.9	14.5	12.0	8.4	5.0	2.2	3.8	991.1
145°	14.9	14.0	12.6	10.1	6.9	4.5	2.0	3.0	994.1
150°	12.5	11.8	10.5	8.0	5.7	4.2	1.8	2.2	996.3
155°	10.2	9.6	8.4	6.3	5.0	3.7	1.6	1.5	997.8
160°	8.1	7.7	6.3	5.1	4.6	3.6	1.5	1.0	998.8
165°	6.4	6.2	4.7	4.5	4.1	4.7	1.5	0.7	999.5
170°	5.4	4.4	3.9	4.0	3.9	3.8	1.5	0.4	999.8
175°	3.9	3.2	4.4	4.7	3.9	2.2	1.5	0.2	1000.0
180°	1.5	1.5	1.5	1.5	1.5	1.5	1.5	0.0	1000.0

## Photometric test report

Family <b>Modario® 31</b>	Order number: <b>53BM812D2V6120</b> EAN: <b>4058352434635</b>	LP number <b>59064_6</b>
------------------------------	--	-----------------------------

<b>UGR-Table</b>	<b>Standard room</b>	<b>siteco</b>
------------------	----------------------	---------------

Reflection factor of ceiling	0.7	0.7	0.5	0.5	0.3	0.7	0.7	0.5	0.5	0.3	
Reflection factor of walls	0.5	0.3	0.5	0.3	0.3	0.5	0.3	0.5	0.3	0.3	
Reflection factor of floor	0.2	0.2	0.2	0.2	0.2	0.2	0.2	0.2	0.2	0.2	
Room dimensions	View crosswise (C0)					View endwise (C90)					
x	y										
2H	2H	23.5	25.2	23.9	25.5	25.9	23.3	25.0	23.7	25.3	25.7
	3H	24.5	26.0	24.9	26.4	26.7	24.5	26.0	24.9	26.4	26.7
	4H	24.9	26.3	25.3	26.7	27.0	24.9	26.3	25.3	26.7	27.1
	6H	25.2	26.5	25.6	26.9	27.3	25.2	26.5	25.6	26.9	27.3
	8H	25.4	26.6	25.8	27.0	27.4	25.3	26.5	25.7	26.9	27.3
	12H	25.6	26.7	26.0	27.1	27.6	25.3	26.5	25.7	26.9	27.3
4H	2H	24.2	25.6	24.6	26.0	26.3	24.1	25.5	24.5	25.8	26.2
	3H	25.3	26.5	25.7	26.9	27.3	25.4	26.6	25.8	27.0	27.4
	4H	25.8	26.9	26.2	27.3	27.7	25.9	27.0	26.4	27.5	27.9
	6H	26.2	27.2	26.7	27.6	28.1	26.3	27.3	26.8	27.7	28.2
	8H	26.5	27.3	26.9	27.8	28.3	26.4	27.3	26.9	27.8	28.2
	12H	26.7	27.5	27.2	27.9	28.4	26.5	27.3	27.0	27.8	28.3
8H	4H	26.0	26.9	26.5	27.4	27.9	26.2	27.1	26.7	27.5	28.0
	6H	26.6	27.4	27.1	27.8	28.3	26.7	27.4	27.2	27.9	28.4
	8H	26.9	27.6	27.4	28.1	28.6	26.9	27.5	27.4	28.0	28.5
	12H	27.3	27.8	27.8	28.3	28.9	27.0	27.6	27.5	28.1	28.6
12H	4H	26.1	26.9	26.6	27.3	27.8	26.2	27.0	26.7	27.5	28.0
	6H	26.7	27.4	27.2	27.8	28.4	26.8	27.4	27.3	27.9	28.4
	8H	27.1	27.6	27.6	28.1	28.7	27.0	27.6	27.5	28.1	28.6

<b>Luminance table</b>	<b>Max. for <math>\gamma \geq 65^\circ</math></b>	<b>Photometric dimensions in mm:</b>	<b>L = 1476</b>	<b>H(C0) = 25</b>	<b>H(C180) = 25</b>
			<b>B = 75</b>	<b>H(C90) = 0</b>	<b>H(C270) = 0</b>

C-planes	$\gamma$	Luminance in cd/m <sup>2</sup>							
		0° 180°	15° 165° 195° 345°	30° 150° 210° 330°	45° 135° 225° 315°	60° 120° 240° 300°	75° 105° 255° 285°	90° 270°	
45°		29777.5	30383.4	31241.8	31253.9	29778.9	28505.2	29365.1	
50°		26296.7	26964.4	28518.2	29783.1	28978.7	27131.3	27732.3	
55°		22706.5	23293.6	24960.3	27043.7	27394.8	25451.1	25847.0	
60°		19277.5	19743.9	21147.1	23419.6	24787.8	23336.3	23658.1	
65°		16082.7	16451.4	17531.6	19550.9	21527.9	20855.2	21353.1	
70°		12956.9	13323.3	14239.1	16030.3	18044.4	18114.7	19059.3	
75°		10638.8	10890.6	11598.0	13117.1	14782.8	15150.9	16581.9	
80°		9452.7	9564.3	9991.7	10833.5	11814.8	11986.3	13844.4	
85°		9225.5	9287.0	9462.3	9586.0	9489.8	9040.1	11160.9	

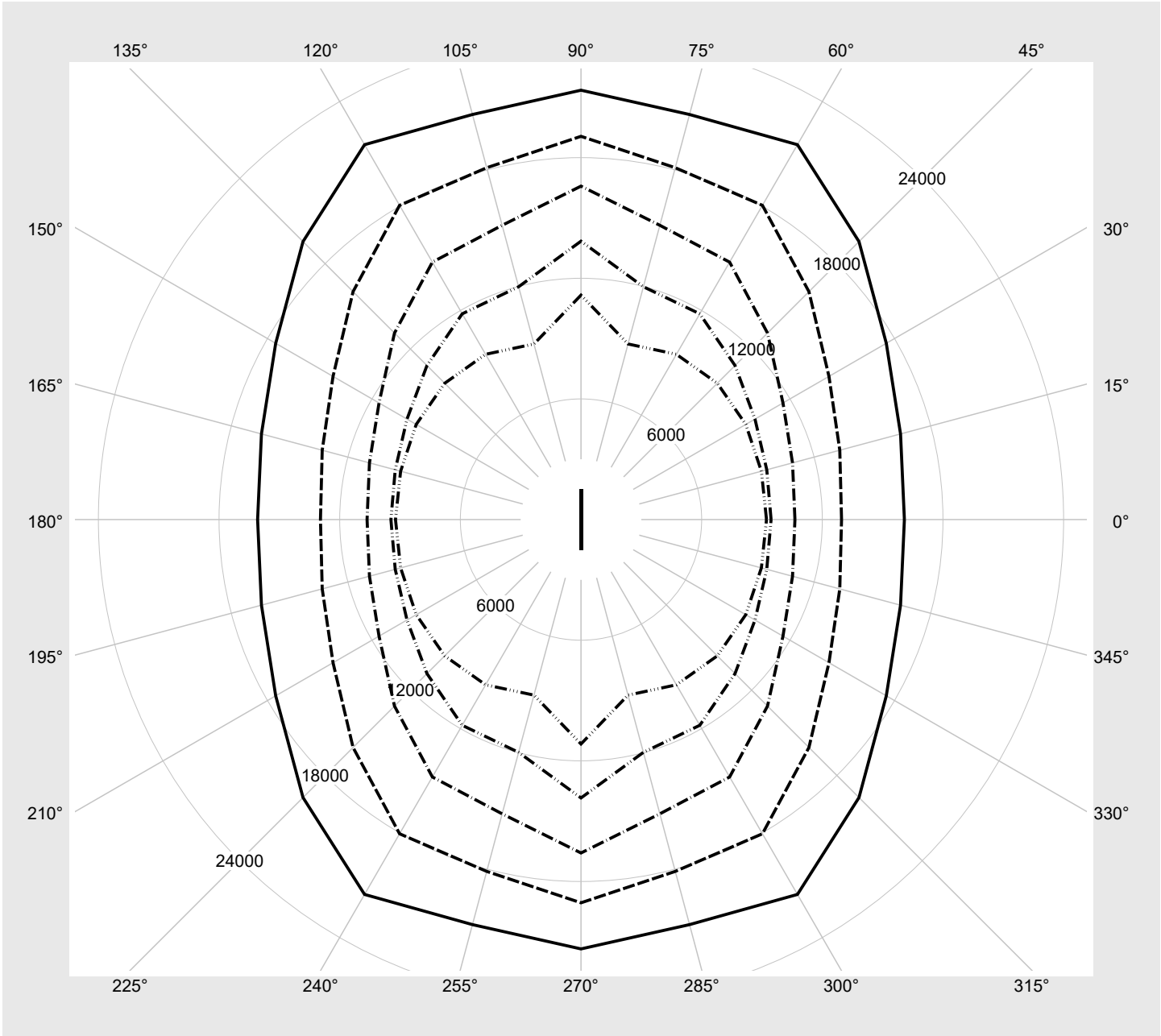
**Photometric test report**

<b>Family</b> <b>Modario® 31</b>	<b>Order number: 53BM812D2V6120</b> <b>EAN: 4058352434635</b>	<b>LP number</b> <b>59064_6</b>
-------------------------------------	--	------------------------------------



**Luminance values in cd/m<sup>2</sup>**

$\gamma$ 65°	$\gamma$ 70°	$\gamma$ 75°	$\gamma$ 80°	$\gamma$ 85°
--------------	--------------	--------------	--------------	--------------



## Photometric test report

Family <b>Modario® 31</b>	Order number: <b>53BM812D2V6120</b> EAN: <b>4058352434635</b>	LP number <b>59064_6</b>
------------------------------	--	-----------------------------

<b>Dimming levels table</b>	environmental temperature: 25°C	<b>sITeco</b>
-----------------------------	---------------------------------	---------------

Luminous flux %	Dimming level linear	Dimming level logarithmic	Luminous flux [lm]	Power consumption [W]
100	254	254	12400	79.5
95	240	252	11800	75.0
90	225	250	11138	70.1
85	212	247	10558	66.0
80	198	245	9928	61.6
75	184	242	9285	57.3
70	171	240	8666	53.2
65	158	237	8048	49.2
60	145	233	7424	45.2
55	133	230	6838	41.6
50	120	227	6193	37.6
45	108	223	5594	34.0
40	95	218	4938	30.2
35	83	213	4324	26.6
30	71	207	3701	23.0
25	59	201	3083	19.6
20	47	192	2455	16.1
15	36	182	1874	12.9
10	24	168	1238	9.4
5	12	142	602	6.0
3	7	122	342	4.5