
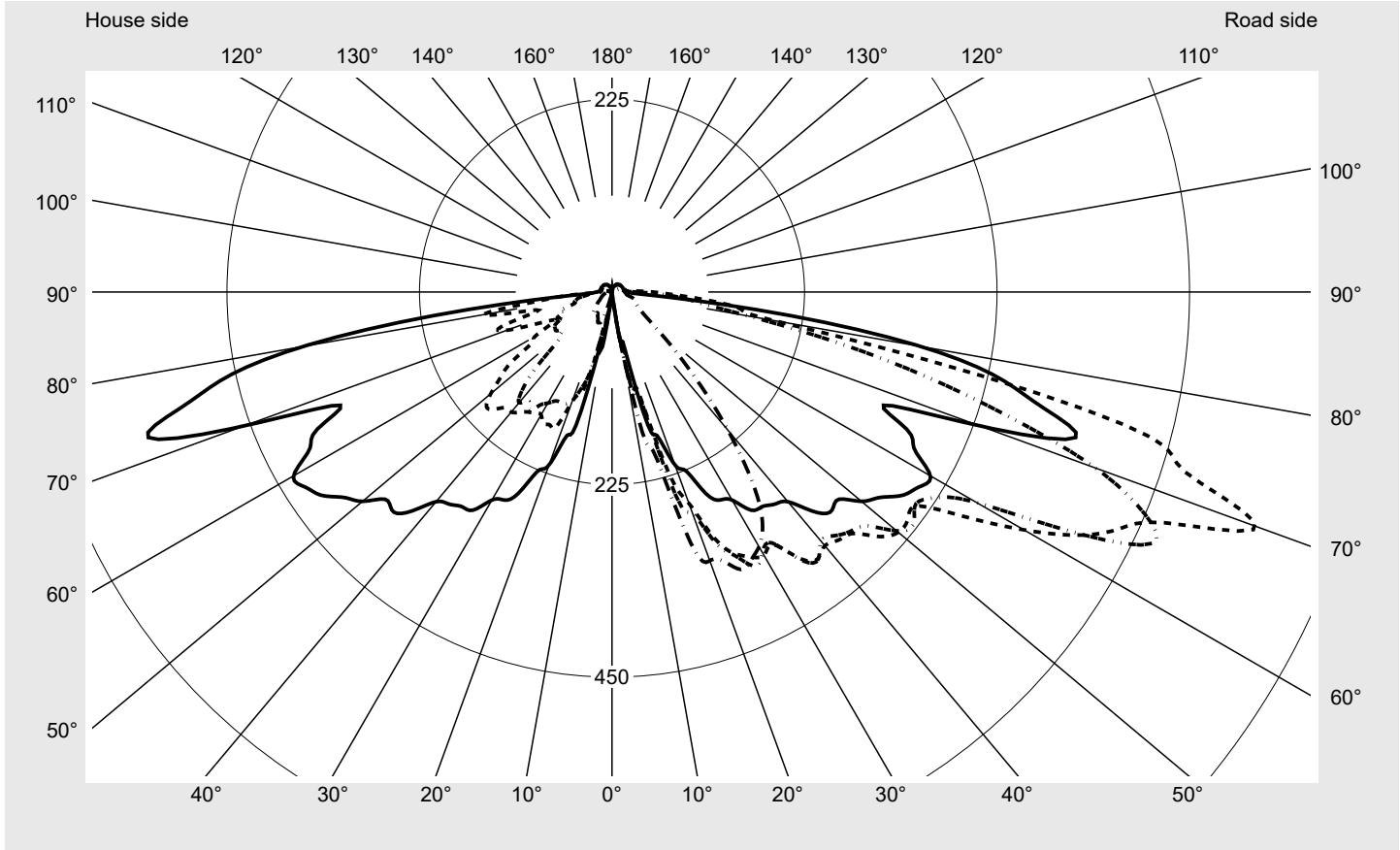


# Photometric test report

<b>Family</b> <b>LITEPOLE 1</b>	<b>Order number: 5XA5415FF14H</b> <b>EAN: 4058352636435</b>	<b>LP number</b> <b>57852_27</b>
	<b>Version</b> post-top- or mounting to wall arm <b>Optic</b> asymmetric, extremely wide distribution (P1.0a) <b>Cover</b> cover transparent, PMMA <b>Lamps</b> LED 3000 K   CRI ≥ 70 <b>Controlgear</b> ECG SITECO iQ <b>Rated values</b> Net luminous flux = 1510 lm Power consumption = 10.5 W Luminous efficacy = 143.8 lm/W	<b>serial documentation</b> <b>08.07.2022</b>



**Luminous intensity in cd/klm** C180-0 C195-15 C200-20 C270-90 **Imax: 801 cd/klm**



Luminaire output ratios	
Eta	100.0%
Eta 0° - 90°	93.4%
Eta 90° - 180°	6.6%

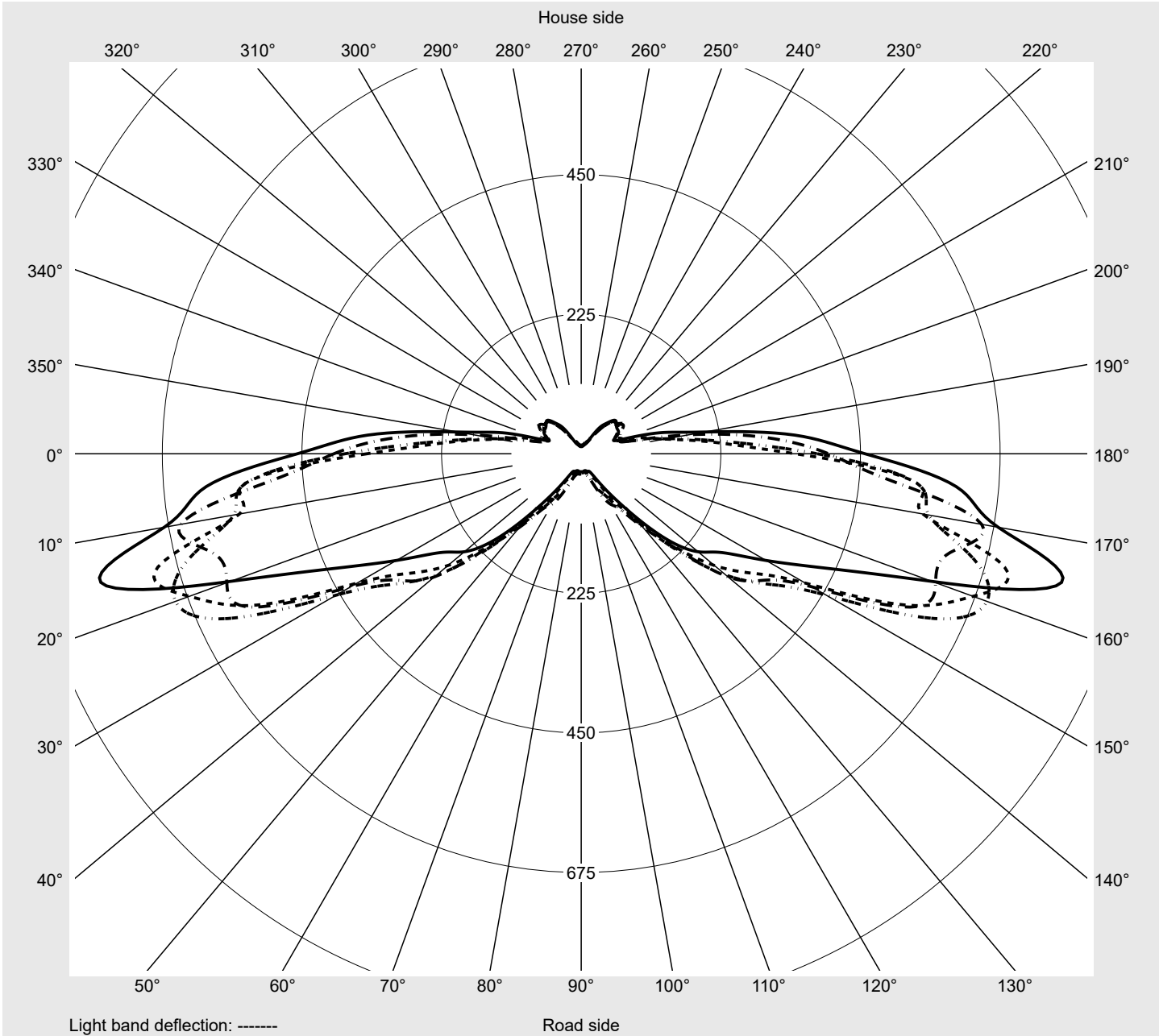
Luminous intensity class acc. to EN13201-2	
Class:	---
Imax 70°	801.4
Imax 80°	366.5
Imax 90°	47.5
Imax >90°	27.6
Imax >95°	15.4

**Measurement conditions**  
DIN EN 13032 and DIN 5032

**Photometric test report**

<b>Family</b> <b>LITEPOLE 1</b>	<b>Order number: 5XA5415FF14H</b> <b>EAN: 4058352636435</b>	<b>LP number</b> <b>57852_27</b>
------------------------------------	--	-------------------------------------

**Envelope curve in cd/klm**      **KMK 70°**    **KMK 67.5°**    **KMK 65°**    **KMK 62.5°**      **siteco**



## Photometric test report

<b>Family</b> <b>LITEPOLE 1</b>	<b>Order number: 5XA5415FF14H</b> <b>EAN: 4058352636435</b>	<b>LP number</b> <b>57852_27</b>
<b>Table of values for luminous intensities</b>		<b>Maximum luminous intensity</b>
<b>siteco</b>		

C-planes	0° 180°	5° 175°	10° 170°	15° 165°	20° 160°	25° 155°	30° 150°	35° 145°	40° 140°	45° 135°	50° 130°	55° 125°	60° 120°
γ	Luminous intensity in cd/klm												
0,0°	1.9	1.9	1.9	1.9	1.9	1.9	1.9	1.9	1.9	1.9	1.9	1.9	1.9
2,5°	1.6	1.6	1.6	1.6	1.6	1.6	1.6	1.6	1.6	1.6	1.9	1.9	2.2
5,0°	3.2	2.9	2.9	2.9	2.9	2.9	2.9	2.9	3.2	3.2	3.2	3.2	3.2
7,5°	7.7	10.3	12.5	15.1	17.0	18.3	16.7	14.5	14.5	17.0	15.7	14.1	13.5
10,0°	66.2	72.9	73.2	76.4	76.1	74.8	72.6	64.2	53.6	47.9	33.4	40.2	52.4
12,5°	63.6	79.7	92.5	116.0	126.9	121.1	117.6	100.5	108.6	94.4	75.2	104.7	119.5
15,0°	158.7	128.8	120.8	125.6	132.3	141.0	151.6	164.5	174.1	188.9	196.9	210.1	238.3
17,5°	176.3	210.4	211.4	224.2	252.5	259.5	243.1	243.5	277.5	286.5	266.0	259.5	281.1
20,0°	215.2	243.1	268.2	262.7	274.6	272.4	282.0	286.5	319.6	328.3	333.1	343.7	345.3
22,5°	226.4	281.4	301.3	310.0	318.0	331.8	324.7	343.0	366.8	374.5	357.2	359.1	368.4
25,0°	260.2	307.4	328.3	336.9	339.8	349.1	348.5	357.5	363.3	376.1	370.0	365.8	364.9
27,5°	274.0	307.1	330.2	348.8	361.0	364.2	369.4	353.0	364.2	365.8	359.1	363.0	363.0
30,0°	280.7	312.8	330.2	355.2	351.7	368.1	373.6	364.9	359.4	358.5	353.3	351.1	346.6
32,5°	302.3	323.8	346.6	349.8	347.5	364.6	364.9	360.1	358.1	356.9	337.9	333.4	317.3
35,0°	306.1	342.4	359.1	378.7	380.6	378.4	371.0	362.3	354.9	350.8	323.1	306.7	287.5
37,5°	312.5	344.6	367.5	393.8	395.1	387.4	373.6	359.4	349.8	345.9	306.4	283.6	253.7
40,0°	319.9	355.6	367.8	387.0	380.3	380.6	373.2	362.6	341.8	326.3	286.8	248.9	226.8
42,5°	347.5	366.2	384.8	392.8	386.1	378.4	367.8	352.4	329.2	305.5	263.4	223.6	202.7
45,0°	362.3	366.2	385.8	398.9	395.1	386.4	369.1	348.5	321.8	283.6	241.5	195.3	175.7
47,5°	358.8	382.6	417.9	423.0	404.7	396.4	369.4	338.9	310.6	265.0	213.6	182.8	165.4
50,0°	380.6	405.0	432.7	436.8	434.3	422.7	387.7	345.9	306.7	241.2	179.6	163.2	151.9
52,5°	394.4	425.9	439.7	435.9	444.5	441.7	401.8	342.4	299.7	222.6	159.0	149.7	135.9
55,0°	414.3	446.5	460.0	435.9	433.0	445.8	402.1	342.7	292.9	217.5	150.0	138.8	118.5
57,5°	424.6	465.4	541.9	488.5	447.4	448.1	395.4	342.7	296.1	213.3	150.6	124.0	100.9
60,0°	429.8	495.3	618.6	556.0	492.1	497.5	402.5	351.4	303.2	218.1	156.7	116.6	91.9
62,5°	398.6	502.4	655.2	615.4	607.7	584.9	428.8	355.9	308.7	216.2	154.8	109.2	93.5
65,0°	380.6	542.5	568.5	654.6	695.7	628.6	455.8	366.2	304.2	222.9	147.8	106.3	77.4
67,5°	345.3	542.8	559.2	706.3	672.0	577.2	416.9	335.7	280.1	209.4	137.2	95.1	53.0
70,0°	457.4	606.4	682.2	801.4	601.6	436.8	344.0	277.8	245.7	195.3	124.6	74.8	44.6
72,5°	567.2	686.1	792.4	704.1	489.8	335.0	244.1	182.1	193.7	178.6	117.6	57.8	34.7
75,0°	521.0	489.2	663.9	648.2	377.4	238.0	163.5	131.0	126.6	116.6	84.8	52.0	28.3
77,5°	462.8	373.6	452.9	412.4	263.7	157.4	125.9	114.7	93.5	64.9	41.8	27.6	20.2
80,0°	366.5	289.4	223.2	191.1	162.8	115.0	98.0	79.0	54.0	40.8	31.8	22.8	18.3
82,5°	207.5	154.5	112.7	151.6	109.5	82.5	70.3	57.2	26.3	20.6	18.6	19.9	17.0
85,0°	55.9	48.8	80.9	113.7	84.2	62.3	46.6	35.7	21.2	17.3	16.1	16.1	16.4
87,5°	21.8	34.4	57.5	71.9	56.5	34.7	28.3	22.2	17.0	15.4	15.4	15.4	15.4
90,0°	18.0	21.2	34.4	47.5	27.6	19.0	19.6	16.7	15.1	15.1	15.1	14.8	15.4
92,5°	15.7	17.3	27.6	26.7	17.0	16.4	16.7	15.1	15.1	15.1	15.1	15.1	14.8
95,0°	14.8	15.7	19.9	15.1	15.1	15.1	15.1	15.1	15.1	15.1	15.1	15.1	14.8
97,5°	14.1	14.1	14.8	15.1	15.1	15.1	15.1	15.1	15.1	15.1	14.8	15.1	15.1
100,0°	13.8	14.1	14.5	14.8	14.8	15.1	15.1	15.1	15.1	15.1	15.1	15.1	15.4
102,5°	13.8	14.1	14.5	14.8	14.8	15.1	15.1	15.1	15.1	15.1	15.1	15.4	15.4
105,0°	13.5	14.1	14.5	14.8	14.8	14.8	15.1	15.1	15.1	15.1	15.1	15.1	15.4
107,5°	13.5	14.1	14.1	14.5	14.8	14.8	14.8	14.8	15.1	15.1	15.1	15.1	15.1
110,0°	13.5	13.8	14.1	14.5	14.8	14.8	14.8	14.8	15.1	15.1	14.8	15.1	15.1
112,5°	13.5	13.8	14.1	14.5	14.5	14.5	14.8	14.8	14.8	14.8	15.1	15.1	15.1

## Photometric test report

<b>Family</b> <b>LITEPOLE 1</b>	<b>Order number: 5XA5415FF14H</b> <b>EAN: 4058352636435</b>	<b>LP number</b> <b>57852_27</b>
<b>Table of values for luminous intensities</b>		<b>Maximum luminous intensity</b>
		<b>sitEco</b>

C-planes	65° 115°	70° 110°	75° 105°	80° 100°	85° 95°	90°	185° 355°	190° 350°	195° 345°	200° 340°	205° 335°	210° 330°	215° 325°
γ	Luminous intensity in cd/klm												
0,0°	1.9	1.9	1.9	1.9	1.9	1.9	1.9	1.9	1.9	1.9	1.9	1.9	1.9
2,5°	2.6	2.6	2.6	2.9	2.9	3.2	1.6	1.6	1.6	1.6	1.6	1.6	1.6
5,0°	3.5	3.9	3.9	4.2	4.2	4.5	2.6	2.2	2.2	2.2	2.2	2.2	2.6
7,5°	15.4	15.1	13.5	12.5	11.6	10.9	6.1	5.1	4.5	3.9	3.5	3.2	3.2
10,0°	54.6	65.5	67.8	69.1	67.5	67.5	67.1	57.8	45.3	37.3	24.4	21.2	12.5
12,5°	140.0	160.9	158.0	166.7	167.0	176.0	53.6	45.3	35.7	37.9	41.4	46.3	47.5
15,0°	248.0	242.8	228.4	221.0	202.7	200.4	127.8	131.4	98.6	91.2	91.2	85.1	75.2
17,5°	296.1	302.6	302.9	310.9	305.8	310.3	147.1	160.3	124.9	117.6	110.8	90.6	82.9
20,0°	348.5	350.1	344.3	341.8	329.6	334.0	181.8	169.0	136.5	134.9	123.0	108.2	92.5
22,5°	362.3	354.0	344.6	343.0	336.6	340.5	198.2	203.3	170.6	141.3	130.1	118.2	106.0
25,0°	360.1	356.2	351.4	356.2	352.7	357.8	236.4	218.1	171.5	142.3	124.9	110.8	97.3
27,5°	349.5	340.8	345.6	350.1	347.2	352.7	243.1	223.6	173.4	143.6	127.2	124.3	104.4
30,0°	327.0	324.4	330.5	339.8	337.6	343.7	248.6	212.0	165.7	150.0	133.6	121.4	89.9
32,5°	302.9	304.5	312.2	321.2	321.5	327.6	266.0	227.4	167.7	156.7	148.4	118.8	88.3
35,0°	273.7	277.8	287.8	293.6	294.5	299.4	278.8	235.4	171.2	167.7	149.0	118.2	96.4
37,5°	245.4	252.1	255.7	257.3	255.0	257.0	280.4	232.9	177.0	160.3	137.5	92.5	92.2
40,0°	226.1	226.4	223.2	216.8	211.0	210.7	289.7	216.5	183.1	169.0	109.5	83.5	89.6
42,5°	202.7	200.4	189.5	177.6	169.0	167.0	304.8	226.1	183.4	155.1	79.3	76.8	84.5
45,0°	170.2	167.7	157.1	141.0	131.0	127.2	314.5	235.4	193.7	127.5	64.9	73.6	80.3
47,5°	146.5	139.1	128.5	110.8	101.2	97.0	319.0	234.5	198.8	88.0	63.0	71.9	77.4
50,0°	130.7	114.7	103.1	87.0	77.1	71.9	324.1	243.8	185.0	80.0	66.5	71.3	75.2
52,5°	113.7	95.7	84.5	69.1	61.7	55.9	330.2	244.4	164.5	72.6	72.3	71.3	73.6
55,0°	98.3	79.3	69.4	57.5	49.5	45.6	336.9	261.1	144.5	79.0	76.4	73.2	74.5
57,5°	85.8	67.8	55.6	45.0	40.5	39.8	353.6	259.2	110.8	78.7	79.3	74.2	77.1
60,0°	74.8	53.6	45.6	37.9	36.0	36.0	353.3	227.7	104.1	76.8	76.4	76.1	80.3
62,5°	69.4	45.9	36.3	33.1	33.1	32.8	299.4	176.0	77.1	68.1	69.4	75.5	81.9
65,0°	63.0	44.6	33.1	30.5	30.8	30.8	229.3	139.7	78.4	70.3	62.3	72.9	83.8
67,5°	43.0	34.0	30.2	28.9	29.6	29.6	213.9	136.5	99.9	60.4	59.1	67.1	73.6
70,0°	31.8	30.2	28.3	27.9	28.9	28.9	345.3	202.0	130.7	64.9	60.7	69.4	70.7
72,5°	27.3	24.4	25.7	26.3	27.0	27.0	469.9	210.4	136.5	47.9	55.6	69.1	65.2
75,0°	22.8	22.5	23.1	24.1	23.8	23.8	464.1	207.2	96.0	45.3	51.4	61.3	61.3
77,5°	20.9	20.9	20.9	20.6	19.9	19.3	344.3	267.9	102.8	42.7	50.1	54.9	58.5
80,0°	19.9	19.3	19.0	18.3	18.0	17.3	172.8	304.2	152.9	39.2	44.6	44.6	49.8
82,5°	17.7	18.0	17.3	16.7	16.7	16.7	131.7	124.3	97.3	30.5	37.9	34.7	34.4
85,0°	16.4	16.7	16.1	16.1	16.1	16.1	84.8	44.0	59.4	25.7	29.6	27.6	27.9
87,5°	15.4	15.4	15.4	15.4	15.4	15.4	29.9	15.7	20.9	19.3	23.8	24.1	23.4
90,0°	14.8	15.1	14.8	15.1	15.1	14.8	14.8	13.8	14.8	16.7	20.2	20.6	18.0
92,5°	14.8	14.8	14.8	14.8	14.8	14.8	13.8	13.2	13.8	15.4	16.7	15.1	12.8
95,0°	15.1	14.8	14.8	15.1	15.1	15.4	13.5	12.8	12.5	12.5	11.9	10.6	9.6
97,5°	15.1	14.8	15.4	14.8	15.1	14.8	13.5	12.8	12.2	11.2	10.9	9.6	9.3
100,0°	15.4	15.4	15.4	15.4	15.4	15.4	13.5	12.8	12.2	11.6	10.9	10.3	9.3
102,5°	15.4	15.4	15.4	15.4	15.4	14.1	13.5	12.8	12.2	11.6	10.9	10.3	9.6
105,0°	15.4	15.4	15.4	15.4	15.1	12.8	13.2	12.5	12.2	11.6	10.9	10.3	9.6
107,5°	15.4	15.4	15.4	15.4	14.8	12.8	12.8	12.5	12.2	11.6	10.9	10.3	9.6
110,0°	15.4	15.4	15.4	15.4	14.5	12.2	12.8	12.5	12.2	11.6	10.9	10.3	9.3
112,5°	15.1	15.1	15.4	15.4	14.1	11.6	12.8	12.2	12.2	11.6	10.9	10.3	9.6

## Photometric test report

<b>Family</b> <b>LITEPOLE 1</b>	<b>Order number: 5XA5415FF14H</b> <b>EAN: 4058352636435</b>	<b>LP number</b> <b>57852_27</b>
<b>Table of values for luminous intensities</b>		<b>Maximum luminous intensity</b>
		<b>sitEco</b>

C-planes	220° 320°	225° 315°	230° 310°	235° 305°	240° 300°	245° 295°	250° 290°	255° 285°	260° 280°	265° 275°	270°	Phi-zone	Total Phi-zone
γ	Luminous intensity in cd/klm											Luminous flux in lm/klm	
0,0°	1.9	1.9	1.9	1.9	1.9	1.9	1.9	1.9	1.9	1.9	1.9	0.0	0.0
2,5°	1.9	1.9	1.9	2.2	2.2	2.6	2.6	2.6	2.6	2.9	2.6	0.0	0.0
5,0°	2.6	2.6	2.6	2.6	2.9	2.9	2.9	2.6	2.9	2.9	2.6	0.1	0.1
7,5°	3.2	3.2	2.9	2.9	2.9	2.9	2.9	2.9	3.2	2.9	3.2	0.3	0.4
10,0°	6.1	4.8	4.2	3.5	3.5	3.5	3.5	3.2	3.2	2.9	3.2	1.9	2.4
12,5°	44.6	34.7	27.3	19.6	11.9	7.7	6.1	3.9	3.9	3.5	3.2	4.4	6.8
15,0°	67.5	69.1	61.0	47.5	26.7	20.9	15.4	17.3	17.0	14.1	10.9	8.7	15.5
17,5°	67.8	55.9	40.2	31.8	22.8	23.4	29.6	32.8	30.5	27.0	25.7	13.9	29.4
20,0°	74.5	82.5	80.6	71.0	54.6	40.8	31.5	31.5	31.8	34.7	37.3	18.6	48.0
22,5°	90.3	75.8	65.2	61.7	47.9	45.0	42.4	41.4	39.8	38.2	38.5	22.8	70.8
25,0°	81.9	65.8	54.0	46.9	44.6	45.6	43.7	40.2	36.9	38.5	39.2	25.9	96.7
27,5°	75.8	52.4	45.0	44.0	43.7	44.6	42.1	38.5	36.6	35.0	35.3	28.3	125.0
30,0°	63.3	50.1	47.9	46.9	46.6	45.6	40.5	34.0	32.4	33.1	33.4	30.1	155.1
32,5°	65.2	59.1	55.9	54.0	50.1	45.3	39.5	34.7	31.8	30.8	30.8	32.1	187.2
35,0°	88.7	79.7	71.3	64.6	57.5	48.5	39.2	33.7	30.5	29.6	29.6	34.3	221.5
37,5°	87.7	80.3	72.9	66.8	61.3	53.0	45.3	38.9	33.7	31.5	31.5	35.4	256.9
40,0°	85.4	76.1	68.7	63.3	58.5	50.8	43.0	36.9	34.7	34.4	34.7	35.6	292.5
42,5°	80.9	73.9	67.5	62.3	57.5	49.1	42.4	36.0	33.4	31.8	32.1	35.9	328.4
45,0°	79.3	73.9	66.2	60.4	54.3	45.9	38.2	33.1	30.2	28.3	28.9	35.9	364.4
47,5°	77.7	73.9	66.2	58.5	51.1	42.4	35.0	29.6	27.9	25.7	26.3	36.3	400.6
50,0°	74.8	69.7	63.0	54.6	47.2	38.5	31.2	26.7	24.1	22.8	23.1	37.0	437.6
52,5°	73.6	69.1	62.3	50.8	44.0	36.0	28.9	23.8	21.8	20.2	21.2	37.5	475.2
55,0°	72.6	65.8	59.1	46.3	39.8	32.1	26.0	21.5	19.3	18.3	18.6	38.2	513.4
57,5°	71.6	64.2	58.5	43.4	36.0	29.9	23.4	19.3	17.3	16.4	16.7	39.7	553.1
60,0°	73.2	66.5	58.8	40.2	33.1	27.0	21.2	17.7	15.7	15.4	15.4	42.0	595.1
62,5°	72.6	71.3	59.7	40.2	29.6	24.1	19.6	16.4	14.5	14.1	14.1	43.8	638.8
65,0°	75.8	73.6	58.8	40.2	26.3	21.8	18.0	15.4	13.8	12.8	13.5	44.6	683.5
67,5°	73.6	72.9	60.1	42.4	24.7	19.6	16.7	14.5	12.8	12.2	12.2	43.5	726.9
70,0°	73.9	76.4	64.6	51.1	27.3	18.0	15.4	13.5	12.2	11.6	11.6	45.6	772.5
72,5°	72.6	69.4	52.4	45.9	29.6	16.7	14.5	12.5	11.2	10.6	10.3	44.5	817.0
75,0°	67.1	53.3	48.5	32.4	23.4	14.8	13.2	11.6	10.6	9.6	9.6	37.1	854.1
77,5°	63.9	43.4	36.6	21.8	17.7	14.1	12.2	10.6	9.6	9.0	8.4	28.9	883.0
80,0°	41.1	32.8	26.0	21.8	18.0	13.5	11.2	9.6	8.7	8.0	7.7	21.0	904.0
82,5°	27.6	25.4	20.9	22.8	17.3	12.5	10.6	8.7	7.7	7.7	7.1	13.6	917.6
85,0°	22.2	19.6	18.6	18.6	14.8	10.6	9.3	8.0	7.4	7.1	6.4	8.7	926.2
87,5°	19.0	15.7	14.1	14.1	11.6	8.7	7.7	7.1	6.4	6.4	6.4	5.8	932.0
90,0°	14.8	11.9	9.6	8.7	7.7	7.1	6.4	5.8	5.8	5.5	5.1	4.3	936.3
92,5°	10.6	9.3	8.0	7.1	6.4	5.8	5.1	5.1	4.5	4.5	4.5	3.6	940.0
95,0°	8.7	8.4	7.7	7.1	6.4	5.8	5.1	5.1	4.8	4.5	4.5	3.3	943.3
97,5°	8.7	8.4	7.7	7.1	6.4	5.8	5.8	5.1	4.8	4.8	4.5	3.2	946.4
100,0°	9.0	8.4	7.7	7.1	6.4	6.1	5.8	5.1	4.8	4.8	4.5	3.2	949.6
102,5°	9.0	8.4	7.7	7.1	6.4	6.4	5.8	5.1	5.1	5.1	4.5	3.2	952.8
105,0°	9.0	8.4	7.7	7.1	6.4	6.4	5.8	5.1	5.1	5.1	4.5	3.1	955.9
107,5°	9.0	8.4	7.7	7.1	6.4	6.4	5.8	5.8	5.1	5.1	4.5	3.1	959.0
110,0°	8.7	8.4	7.7	7.1	6.4	6.4	5.8	5.8	5.1	5.1	3.9	3.0	962.0
112,5°	9.0	8.4	7.7	7.1	6.7	6.4	5.8	5.8	5.1	4.8	3.2	2.9	965.0

### Photometric test report

<b>Family</b> <b>LITEPOLE 1</b>	<b>Order number: 5XA5415FF14H</b> <b>EAN: 4058352636435</b>	<b>LP number</b> <b>57852_27</b>
------------------------------------	--	-------------------------------------



<b>Table of values for luminous intensities</b>	<b>Maximum luminous intensity</b>
---	-----------------------------------

C-planes	0° 180°	5° 175°	10° 170°	15° 165°	20° 160°	25° 155°	30° 150°	35° 145°	40° 140°	45° 135°	50° 130°	55° 125°	60° 120°
$\gamma$	<b>Luminous intensity in cd/klm</b>												
<b>115,0°</b>	13.5	13.8	14.1	14.1	14.5	14.5	14.8	14.8	14.8	14.8	14.8	15.1	15.1
<b>117,5°</b>	13.2	13.5	14.1	14.1	14.1	14.5	14.5	14.5	14.5	14.8	14.8	14.8	14.8
<b>120,0°</b>	12.8	13.5	13.8	14.1	14.1	14.1	14.1	14.5	14.5	14.8	14.8	14.8	14.8
<b>122,5°</b>	12.8	13.5	13.5	13.8	14.1	14.1	14.1	14.1	14.1	14.1	14.1	14.5	14.5
<b>125,0°</b>	12.8	12.8	13.5	13.5	13.8	13.8	13.8	14.1	14.1	14.1	14.1	14.1	14.1
<b>127,5°</b>	12.8	12.8	13.2	13.5	13.5	13.5	13.8	13.8	13.8	13.8	13.8	14.1	14.1
<b>130,0°</b>	12.2	12.8	12.8	12.8	13.5	13.5	13.5	13.5	13.5	13.5	13.5	13.8	13.5
<b>132,5°</b>	12.2	12.2	12.8	12.8	12.8	13.2	13.5	13.5	13.5	13.5	13.5	13.5	13.5
<b>135,0°</b>	12.2	12.2	12.2	12.8	12.8	12.8	12.8	12.8	12.8	13.2	13.2	13.2	12.8
<b>137,5°</b>	11.6	11.9	12.2	12.2	12.5	12.5	12.8	12.8	12.8	12.8	12.8	12.8	12.8
<b>140,0°</b>	10.9	11.6	11.6	11.9	12.2	12.2	12.2	12.2	12.2	12.2	12.2	12.8	12.5
<b>142,5°</b>	10.9	10.9	11.2	11.6	11.6	11.6	11.9	11.9	12.2	12.2	12.2	12.2	12.2
<b>145,0°</b>	10.3	10.9	10.9	10.9	10.9	11.2	11.6	11.6	11.6	11.6	11.6	11.6	11.6
<b>147,5°</b>	10.3	10.3	10.3	10.9	10.9	10.9	10.9	11.2	11.2	11.6	11.6	11.6	11.6
<b>150,0°</b>	9.6	9.6	10.3	10.3	10.3	10.9	10.9	10.9	10.9	10.9	10.9	10.9	10.9
<b>165,0°</b>	5.1	5.1	5.8	5.8	5.8	5.8	5.8	5.8	5.8	5.8	5.8	5.8	5.1
<b>180,0°</b>	0.0	0.0	0.0	0.0	0.0	0.0	0.0	0.0	0.0	0.0	0.0	0.0	0.0

## Photometric test report

<b>Family</b> <b>LITEPOLE 1</b>	<b>Order number: 5XA5415FF14H</b> <b>EAN: 4058352636435</b>	<b>LP number</b> <b>57852_27</b>
		<b>siteco</b>

C-planes	65° 115°	70° 110°	75° 105°	80° 100°	85° 95°	90°	185° 355°	190° 350°	195° 345°	200° 340°	205° 335°	210° 330°	215° 325°
$\gamma$	Luminous intensity in cd/klm												
115,0°	15.1	15.1	15.1	14.8	12.5	7.7	12.8	12.2	12.2	11.6	10.9	10.3	9.6
117,5°	14.8	14.8	14.8	14.8	10.6	4.5	12.8	12.2	11.9	11.2	10.9	10.3	9.6
120,0°	14.8	14.8	14.8	14.8	9.3	4.5	12.8	12.2	11.9	11.2	10.9	10.3	9.6
122,5°	14.8	14.5	14.8	14.5	8.4	3.9	12.5	12.2	11.6	10.9	10.9	10.3	9.6
125,0°	14.1	14.1	14.1	13.8	7.7	3.9	12.2	12.2	11.6	10.9	10.6	10.0	9.6
127,5°	14.1	14.1	14.1	13.5	7.1	3.9	12.2	11.6	11.6	10.9	10.3	10.0	9.6
130,0°	13.8	13.8	14.1	12.5	6.7	3.9	12.2	11.6	11.6	10.9	10.3	10.0	9.3
132,5°	13.5	13.5	13.5	11.2	6.4	3.9	11.6	11.6	10.9	10.6	10.3	9.6	9.0
135,0°	13.2	12.8	12.8	10.3	6.1	3.9	11.6	10.9	10.9	10.3	10.3	9.6	9.0
137,5°	12.8	12.8	12.8	9.3	5.8	3.9	11.6	10.9	10.9	10.3	9.6	9.3	9.0
140,0°	12.5	12.5	11.9	8.4	5.5	3.9	10.9	10.3	10.3	9.6	9.3	9.0	8.4
142,5°	12.2	12.2	10.9	7.7	5.1	3.9	10.3	10.3	10.0	9.6	9.0	9.0	8.4
145,0°	11.6	11.6	10.0	7.4	5.1	3.9	10.3	9.6	9.6	9.0	9.0	8.4	8.4
147,5°	11.6	10.9	9.0	7.1	5.1	3.9	9.6	9.6	9.0	9.0	8.4	8.4	7.7
150,0°	10.9	10.0	8.0	6.7	4.8	3.9	9.6	9.0	9.0	8.4	8.4	8.0	7.7
165,0°	4.8	4.5	3.9	3.2	3.2	2.6	5.1	5.1	4.5	4.5	4.5	4.5	3.9
180,0°	0.0	0.0	0.0	0.0	0.0	0.0	0.0	0.0	0.0	0.0	0.0	0.0	0.0

C-planes	220° 320°	225° 315°	230° 310°	235° 305°	240° 300°	245° 295°	250° 290°	255° 285°	260° 280°	265° 275°	270°	Phi-zone	Total Phi-zone
$\gamma$	Luminous intensity in cd/klm											Luminous flux in lm/klm	
115,0°	9.0	8.4	7.7	7.1	7.1	6.4	6.4	5.8	5.5	4.5	2.6	2.9	967.8
117,5°	9.0	8.4	7.7	7.1	7.1	6.4	5.8	5.8	5.8	3.9	2.6	2.7	970.5
120,0°	9.0	8.4	7.7	7.4	7.1	6.4	6.4	5.8	5.5	3.9	1.9	2.7	973.2
122,5°	9.0	8.4	7.7	7.7	7.1	6.4	6.4	5.8	5.8	3.9	2.6	2.6	975.8
125,0°	9.0	8.4	7.7	7.4	7.1	6.4	6.4	5.8	5.5	3.9	1.9	2.4	978.2
127,5°	9.0	8.4	7.7	7.7	7.1	6.4	6.4	6.1	5.1	3.9	2.6	2.3	980.5
130,0°	9.0	8.4	8.0	7.7	7.1	6.7	6.4	6.1	5.1	3.9	2.6	2.2	982.8
132,5°	9.0	8.4	7.7	7.7	7.1	6.7	6.4	5.8	4.5	3.9	2.6	2.1	984.8
135,0°	8.7	8.0	7.7	7.4	7.1	6.7	6.4	5.8	4.5	3.9	2.6	2.0	986.8
137,5°	8.4	8.0	7.7	7.1	7.1	6.4	6.4	5.8	4.5	3.5	2.6	1.8	988.6
140,0°	8.4	7.7	7.4	7.1	6.7	6.4	6.1	5.5	4.5	3.2	2.6	1.7	990.3
142,5°	7.7	7.7	7.1	7.1	6.4	6.4	5.8	5.1	4.2	3.2	2.6	1.5	991.8
145,0°	7.7	7.7	7.1	7.1	6.4	6.4	5.8	4.8	4.5	3.2	2.6	1.4	993.2
147,5°	7.7	7.1	7.1	7.1	6.4	6.4	5.8	4.5	4.2	3.5	3.2	1.3	994.5
150,0°	7.4	7.1	7.1	6.4	6.4	6.1	5.1	4.5	3.9	3.5	3.2	3.6	998.1
165,0°	3.9	3.9	3.5	3.2	3.2	2.9	2.6	2.6	2.6	2.6	1.9	1.9	1000.0
180,0°	0.0	0.0	0.0	0.0	0.0	0.0	0.0	0.0	0.0	0.0	0.0	0.0	1000.0

## Photometric test report

<b>Family</b> LITEPOLE 1	<b>Order number: 5XA5415FF14H</b> <b>EAN: 4058352636435</b>	<b>LP number</b> 57852_27
-----------------------------	--	------------------------------

<b>Dimming levels table</b>	environmental temperature: 25°C	<b>siteco</b>
-----------------------------	---------------------------------	---------------

Luminous flux %	Dimming level linear	Dimming level logarithmic	Luminous flux [lm]	Power consumption [W]	Power consumption [W]	Power consumption [W]
				start of lifetime	end of lifetime	average
100	254	254	1510	10.5	10.8	10.6
95	241	252	1433	10.0	10.3	10.2
90	229	250	1361	9.4	9.8	9.6
85	216	248	1284	8.9	9.2	9.0
80	203	246	1207	8.3	8.7	8.5
75	190	243	1130	7.8	8.1	8.0
70	178	241	1058	7.3	7.6	7.4
65	165	238	981	6.9	7.1	7.0
60	152	235	904	6.4	6.6	6.5
55	140	232	832	5.9	6.1	6.0
50	127	229	755	5.4	5.6	5.5
45	114	225	678	5.0	5.2	5.1
40	102	221	606	4.6	4.7	4.6
35	89	216	529	4.1	4.3	4.2
30	76	210	452	3.7	3.8	3.8
28	72	208	428	3.5	3.7	3.6