
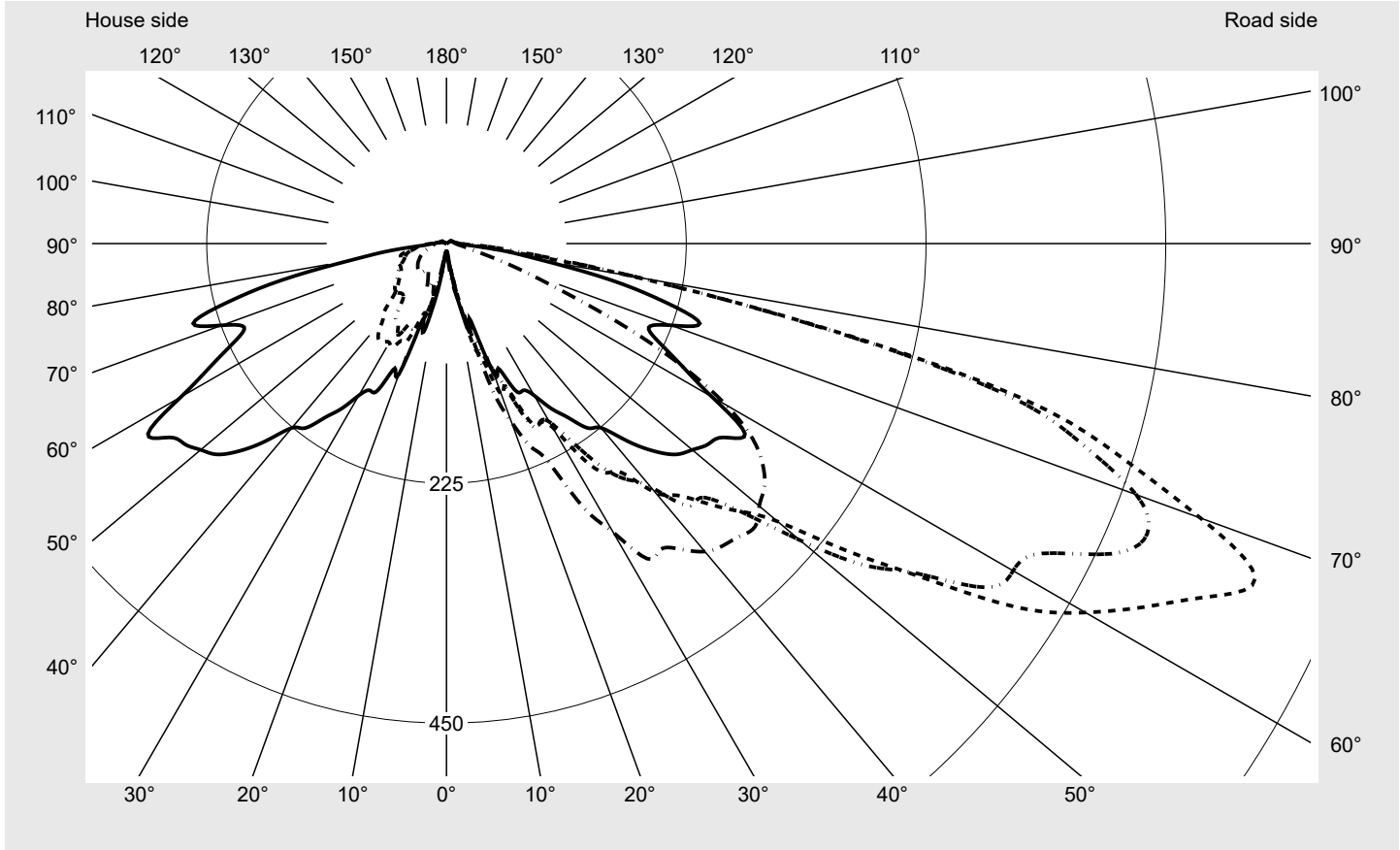


# Photometric test report

<b>Family</b> <b>LITEPOLE 2</b> 	<b>Order number: 5XA5425MF14HP</b> <b>EAN: 4058352836729</b>	<b>LP number</b> <b>58904_23</b>
	<b>Version</b> post-top- or mounting to wall arm <b>Optic</b> asymmetric, wide distribution (ST1.2a) <b>Cover</b> cover transparent, PMMA <b>Lamps</b> LED 2700 K   CRI ≥ 70 <b>Controlgear</b> ECG SITECO iQ <b>Rated values</b> Net luminous flux = 4270 lm Power consumption = 33.6 W Luminous efficacy = 127.1 lm/W	<b>serial documentation</b> <b>04.11.2022</b>

**Luminous intensity in cd/klm** C180-0 C205-25 C210-30 C270-90 **Imax: 821 cd/klm**



### Luminaire output ratios

Eta	100.0%
Eta 0° - 90°	97.5%
Eta 90° - 180°	2.5%

### Luminous intensity class acc. to EN13201-2

Class:	G1
Imax 70°	753.0
Imax 80°	194.4
Imax 90°	12.7
Imax >90°	11.4
Imax >95°	8.1

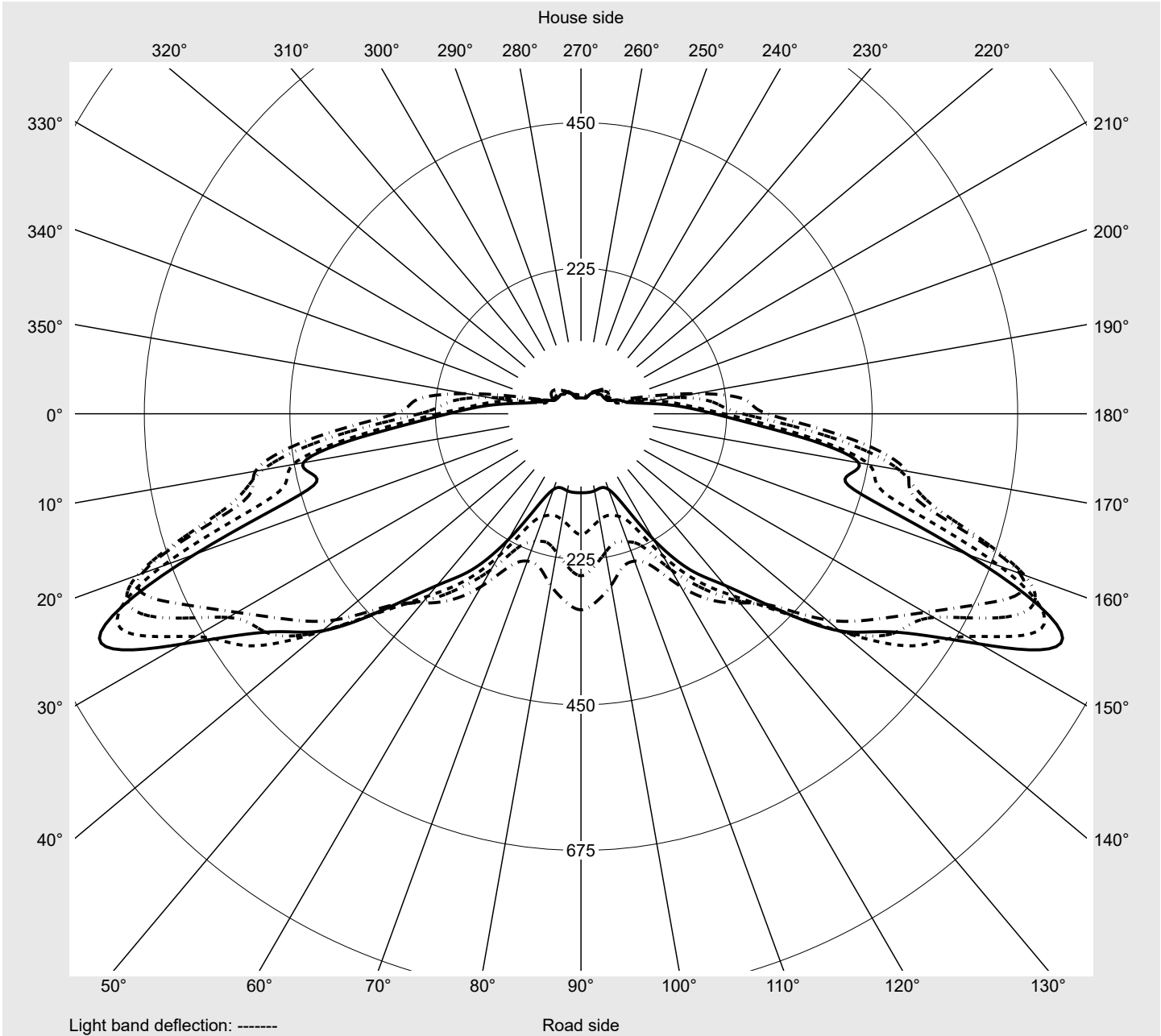
### Measurement conditions

DIN EN 13032 and DIN 5032

**Photometric test report**

<b>Family</b> <b>LITEPOLE 2</b>	<b>Order number: 5XA5425MF14HP</b> <b>EAN: 4058352836729</b>	<b>LP number</b> <b>58904_23</b>
------------------------------------	---	-------------------------------------

<b>Envelope curve in cd/klm</b>	<b>KMK 67.5°</b>	<b>KMK 65°</b>	<b>KMK 62.5°</b>	<b>KMK 60°</b>	
---------------------------------	------------------	----------------	------------------	----------------	--



## Photometric test report

<b>Family</b> <b>LITEPOLE 2</b>	<b>Order number: 5XA5425MF14HP</b> <b>EAN: 4058352836729</b>	<b>LP number</b> <b>58904_23</b>
<b>Table of values for luminous intensities</b>		<b>Maximum luminous intensity</b>
		<b>siteco</b>

C-planes	0° 180°	5° 175°	10° 170°	15° 165°	20° 160°	25° 155°	30° 150°	35° 145°	40° 140°	45° 135°	50° 130°	55° 125°	60° 120°
γ	Luminous intensity in cd/klm												
0,0°	7.6	7.6	7.6	7.6	7.6	7.6	7.6	7.6	7.6	7.6	7.6	7.6	7.6
2,5°	7.4	7.4	7.4	7.5	7.5	7.5	7.5	7.7	7.8	7.8	7.8	8.0	8.1
5,0°	8.1	8.4	8.7	9.0	9.3	9.9	10.3	10.6	11.2	11.4	12.0	12.3	12.7
7,5°	13.3	13.7	14.9	16.3	17.7	18.9	20.0	20.4	21.3	21.6	22.3	23.7	25.6
10,0°	40.5	38.1	39.0	36.2	33.0	30.0	28.2	26.9	28.2	30.5	32.5	35.0	39.2
12,5°	65.0	54.4	53.8	52.8	55.9	57.8	61.2	67.3	65.9	64.4	62.1	59.0	59.0
15,0°	86.3	75.1	83.4	79.7	93.6	100.4	85.4	83.7	80.9	87.2	86.9	87.2	88.1
17,5°	76.1	91.8	104.8	95.3	105.8	114.9	104.5	119.7	121.5	109.2	111.2	116.3	123.6
20,0°	130.4	124.6	126.4	143.2	137.6	151.1	124.2	115.9	110.7	118.6	135.8	145.8	153.4
22,5°	126.7	156.7	147.7	137.5	172.2	144.9	149.0	145.9	122.7	128.8	144.6	151.2	167.3
25,0°	151.4	173.1	160.7	164.7	176.5	182.6	187.7	182.9	160.7	152.0	150.2	160.4	179.2
27,5°	155.4	169.3	171.6	160.4	182.9	190.2	189.2	199.0	195.4	184.0	167.8	166.0	201.6
30,0°	164.5	198.2	201.8	201.0	190.1	199.1	193.2	206.2	204.1	215.8	201.0	191.7	212.1
32,5°	183.9	204.4	206.5	225.4	208.9	240.8	222.0	216.1	218.3	228.8	239.3	223.8	242.0
35,0°	199.6	223.2	220.1	224.7	230.2	262.7	257.4	245.7	234.3	256.3	260.5	254.1	266.5
37,5°	218.3	252.3	263.4	249.4	250.0	271.4	279.2	279.4	275.5	265.3	277.3	294.5	297.9
40,0°	225.7	258.4	277.0	282.2	294.3	305.0	298.0	287.8	303.9	308.4	290.9	299.5	318.3
42,5°	251.4	274.1	286.2	299.9	315.6	320.5	333.3	319.7	313.5	324.3	324.5	303.5	326.5
45,0°	275.4	293.0	307.9	312.0	339.2	344.6	337.2	345.6	346.0	339.8	335.7	316.2	339.0
47,5°	292.8	315.2	359.2	332.6	379.3	371.5	369.5	360.1	383.3	360.8	360.7	338.4	339.8
50,0°	301.1	340.1	423.7	350.5	448.5	405.6	433.0	413.7	395.7	373.1	374.1	346.9	336.6
52,5°	309.4	351.2	444.2	384.9	511.0	473.6	496.4	460.5	408.0	377.2	384.0	359.9	336.1
55,0°	317.1	354.3	436.1	429.7	566.0	547.2	539.8	503.0	440.5	393.2	388.0	366.9	332.9
57,5°	332.2	392.5	470.8	508.5	654.0	635.5	600.6	520.9	475.7	403.1	386.0	365.7	328.6
60,0°	287.7	410.1	511.0	549.4	722.0	692.4	614.0	553.9	495.6	420.0	382.0	351.5	308.2
62,5°	249.7	376.6	499.5	571.0	729.8	738.5	629.7	590.8	523.1	427.5	377.5	330.1	278.3
65,0°	220.8	330.5	452.2	492.7	689.0	785.2	688.7	625.4	523.3	431.5	368.1	316.5	253.8
67,5°	205.5	308.6	435.8	427.9	635.0	821.4	711.8	588.0	522.1	425.9	346.5	294.6	224.7
70,0°	224.2	338.7	435.2	464.9	597.2	753.0	688.8	554.5	497.1	397.9	322.8	274.1	193.1
72,5°	249.2	359.9	396.3	467.6	559.6	661.9	625.3	503.3	408.4	351.5	288.2	237.5	157.4
75,0°	212.7	335.6	359.8	411.7	511.8	556.2	538.7	396.0	294.9	256.0	232.4	198.7	131.7
77,5°	158.2	225.3	262.4	317.2	352.1	355.7	350.6	241.4	187.9	175.2	182.7	177.4	115.4
80,0°	93.6	120.8	148.6	187.4	194.4	178.9	182.3	147.8	122.1	105.1	91.8	91.8	58.5
82,5°	57.5	61.5	71.0	99.6	81.4	66.5	88.0	100.5	88.7	55.9	36.2	27.1	19.2
85,0°	25.6	31.0	35.3	44.9	37.8	32.7	48.5	58.2	35.9	27.5	16.0	13.5	12.1
87,5°	17.1	17.4	17.6	17.4	16.1	18.8	22.9	22.6	18.0	15.2	11.5	10.9	10.1
90,0°	12.1	12.0	11.8	11.7	11.4	10.8	10.5	10.2	9.9	9.6	9.3	9.2	8.7
92,5°	10.6	10.8	10.6	10.3	10.2	9.8	9.5	9.3	9.0	8.7	8.4	8.4	8.1
95,0°	9.0	9.2	9.3	9.0	8.7	8.7	8.4	8.1	8.1	8.0	7.8	7.8	7.8
97,5°	8.0	8.1	8.1	8.1	7.8	7.8	7.7	7.5	7.5	7.5	7.2	7.2	7.2
100,0°	7.2	7.4	7.5	7.4	7.2	7.2	7.2	7.1	6.9	6.9	6.9	6.9	6.9
102,5°	6.5	6.8	6.9	6.9	6.9	6.8	6.7	6.7	6.7	6.7	6.7	6.7	6.7
105,0°	6.2	6.4	6.5	6.4	6.4	6.4	6.4	6.4	6.4	6.4	6.4	6.4	6.4
107,5°	5.9	5.9	6.1	6.1	6.1	6.1	6.1	6.1	6.1	6.1	6.1	6.1	6.1
110,0°	5.6	5.6	5.8	5.8	5.9	5.8	5.9	5.9	5.9	5.9	5.9	6.1	6.1
112,5°	5.3	5.5	5.5	5.8	5.6	5.6	5.8	5.8	5.8	5.8	5.8	5.8	5.9

## Photometric test report

<b>Family</b> <b>LITEPOLE 2</b>	<b>Order number: 5XA5425MF14HP</b> <b>EAN: 4058352836729</b>	<b>LP number</b> <b>58904_23</b>
<b>Table of values for luminous intensities</b>		<b>Maximum luminous intensity</b>
		<b>siteco</b>

C-planes	65° 115°	70° 110°	75° 105°	80° 100°	85° 95°	90°	185° 355°	190° 350°	195° 345°	200° 340°	205° 335°	210° 330°	215° 325°
$\gamma$	Luminous intensity in cd/klm												
0,0°	7.6	7.6	7.6	7.6	7.6	7.6	7.6	7.6	7.6	7.6	7.6	7.6	7.6
2,5°	8.1	8.1	8.3	8.3	8.3	8.3	7.4	7.4	7.4	7.4	7.4	7.4	7.4
5,0°	13.2	13.3	13.5	13.7	13.6	13.9	8.1	8.1	7.8	7.7	7.7	7.8	7.7
7,5°	26.9	28.2	29.9	30.9	31.2	31.0	12.7	11.8	11.2	11.4	10.9	10.6	10.3
10,0°	41.5	41.5	42.4	44.5	46.4	45.5	42.9	39.9	41.1	36.2	34.7	39.6	33.7
12,5°	59.7	58.1	58.7	60.5	59.4	58.8	57.8	60.0	69.0	57.2	46.6	45.5	46.7
15,0°	94.5	84.7	86.8	88.8	86.8	85.1	67.0	56.6	61.5	61.8	67.1	62.7	67.4
17,5°	121.5	118.1	124.6	133.0	146.5	145.2	79.2	79.4	75.7	73.0	68.1	77.2	78.8
20,0°	156.2	156.5	156.0	158.9	169.5	178.0	112.2	113.5	105.7	84.8	82.6	82.6	73.2
22,5°	181.8	185.5	193.3	195.7	205.9	206.4	132.0	122.4	117.1	105.1	100.5	86.2	70.5
25,0°	185.5	196.7	210.2	227.6	231.0	225.9	133.2	119.4	111.6	106.9	100.7	83.7	71.7
27,5°	210.2	212.0	229.3	247.2	271.1	280.3	152.0	131.1	114.9	115.4	109.5	96.5	71.5
30,0°	223.9	236.5	263.9	284.3	304.4	312.8	174.0	149.9	125.8	113.8	107.3	90.8	68.3
32,5°	267.3	274.2	287.2	295.0	324.3	350.6	178.6	154.6	134.7	129.3	109.4	86.5	66.1
35,0°	278.8	300.2	315.2	318.3	335.0	350.3	198.1	165.3	141.5	136.7	110.6	82.2	65.3
37,5°	292.5	315.6	316.6	323.4	344.6	361.6	223.9	182.6	145.6	138.4	104.2	68.6	67.1
40,0°	305.5	323.1	326.4	336.6	358.0	377.2	237.5	191.9	154.0	139.4	92.7	63.3	66.8
42,5°	320.6	330.4	336.3	348.6	364.5	384.3	265.5	210.3	168.2	144.0	86.3	63.1	68.7
45,0°	344.7	335.0	338.5	353.9	373.1	388.8	295.9	229.1	177.4	138.5	71.8	65.2	70.2
47,5°	342.4	332.7	341.3	359.8	378.3	392.9	304.7	236.8	180.2	123.3	63.7	65.0	70.1
50,0°	335.6	328.2	340.3	355.5	371.8	383.1	301.6	233.4	182.1	101.4	59.3	63.3	67.4
52,5°	316.0	309.8	326.1	341.9	360.5	376.1	304.2	234.4	180.8	83.1	56.2	59.9	63.4
55,0°	295.2	286.0	307.6	326.8	344.4	362.5	304.1	230.0	170.9	67.1	53.1	56.2	60.3
57,5°	280.6	266.4	282.5	302.9	323.7	340.6	295.2	215.5	142.1	62.7	50.7	53.7	58.1
60,0°	260.0	242.4	246.4	269.3	290.2	303.0	254.1	179.2	101.4	63.6	49.1	52.2	56.0
62,5°	227.2	210.6	205.8	217.6	237.0	250.4	205.2	145.6	73.3	59.6	48.3	49.1	52.0
65,0°	190.8	168.5	162.6	166.6	177.2	186.8	159.4	115.3	64.4	55.9	48.0	47.2	47.5
67,5°	155.5	124.5	118.6	120.9	122.1	122.1	145.6	94.2	71.1	61.9	48.5	44.3	43.2
70,0°	131.9	95.0	76.9	78.5	79.2	80.7	150.8	91.9	76.7	63.1	47.6	42.1	38.9
72,5°	103.9	77.8	51.3	47.5	46.4	51.1	158.9	92.5	75.1	56.6	45.2	40.7	36.2
75,0°	81.2	55.0	37.4	32.1	29.4	30.5	108.1	71.1	63.3	47.3	44.6	38.9	34.3
77,5°	60.6	33.4	27.1	22.8	20.8	21.0	86.0	58.7	50.7	42.9	41.1	36.4	32.1
80,0°	31.9	20.8	18.5	16.7	16.3	16.6	56.5	49.5	45.5	39.0	33.0	31.5	28.7
82,5°	16.0	13.9	13.2	12.9	13.0	13.0	40.2	36.4	36.7	31.0	29.3	28.1	25.3
85,0°	11.2	10.6	10.3	10.5	10.6	10.6	23.8	25.0	26.8	26.6	25.1	23.2	20.8
87,5°	9.6	9.3	9.3	9.3	9.5	9.5	18.0	19.8	21.6	21.7	20.5	19.2	17.9
90,0°	8.7	8.4	8.4	8.4	8.4	8.3	12.4	12.7	12.7	12.7	12.7	12.6	12.4
92,5°	8.1	8.1	8.0	7.8	7.8	8.0	11.1	11.2	11.4	11.4	11.4	11.2	11.1
95,0°	7.7	7.5	7.5	7.5	7.4	7.4	9.3	9.3	9.5	9.5	9.3	9.2	9.2
97,5°	7.2	7.2	7.1	7.1	7.1	7.1	8.1	8.1	8.1	8.0	7.8	7.8	7.7
100,0°	6.9	6.9	6.9	6.8	6.8	6.8	7.2	7.2	7.2	7.1	6.9	6.8	6.8
102,5°	6.7	6.7	6.7	6.7	6.7	6.5	6.7	6.7	6.7	6.5	6.4	6.2	6.2
105,0°	6.4	6.4	6.4	6.4	6.5	6.2	6.2	6.1	6.1	5.9	5.9	5.8	5.6
107,5°	6.2	6.2	6.2	6.2	6.2	6.2	5.8	5.8	5.8	5.6	5.5	5.3	5.3
110,0°	6.1	6.1	6.2	6.1	6.2	6.2	5.5	5.5	5.5	5.3	5.2	5.0	5.0
112,5°	5.9	5.9	5.9	5.9	5.9	5.9	5.2	5.2	5.2	5.0	5.0	4.7	4.7

## Photometric test report

<b>Family</b> <b>LITEPOLE 2</b>	<b>Order number: 5XA5425MF14HP</b> <b>EAN: 4058352836729</b>	<b>LP number</b> <b>58904_23</b>
<b>Table of values for luminous intensities</b>		<b>Maximum luminous intensity</b>
		<b>sitEco</b>

C-planes	220° 320°	225° 315°	230° 310°	235° 305°	240° 300°	245° 295°	250° 290°	255° 285°	260° 280°	265° 275°	270°	Phi-zone	Total Phi-zone
γ	Luminous intensity in cd/klm											Luminous flux in lm/klm	
0,0°	7.6	7.6	7.6	7.6	7.6	7.6	7.6	7.6	7.6	7.6	7.6	0.0	0.0
2,5°	7.4	7.4	7.4	7.5	7.7	7.7	7.5	7.5	7.7	7.5	7.4	0.1	0.1
5,0°	7.7	7.7	7.7	7.8	8.0	7.8	7.8	7.8	7.7	7.8	8.0	0.2	0.3
7,5°	10.1	9.8	9.5	9.5	9.3	9.3	9.5	9.3	9.3	9.3	9.2	0.6	0.9
10,0°	29.3	26.6	23.7	23.5	22.6	20.0	20.5	18.3	17.6	17.0	17.4	1.6	2.5
12,5°	43.5	38.4	31.0	31.8	32.4	34.9	37.5	39.2	39.8	39.9	42.3	3.1	5.6
15,0°	51.7	50.4	45.2	44.6	40.1	39.6	40.2	40.4	43.0	46.7	48.2	5.0	10.5
17,5°	77.6	60.6	53.4	49.5	48.9	47.3	47.2	43.0	40.7	38.0	38.4	7.3	17.8
20,0°	62.1	55.3	49.8	48.9	48.6	46.7	47.2	43.9	42.6	40.2	40.2	9.8	27.6
22,5°	57.5	47.2	43.8	43.2	41.7	41.1	41.7	42.6	43.8	46.7	45.8	12.1	39.7
25,0°	56.0	41.5	40.4	37.8	37.5	38.4	39.9	40.7	41.4	41.7	42.3	14.5	54.2
27,5°	51.3	40.2	37.7	37.5	35.8	36.2	38.6	38.7	39.2	38.3	37.5	17.0	71.3
30,0°	51.4	47.2	40.8	37.8	36.8	36.7	37.5	36.2	35.3	34.6	34.3	20.1	91.4
32,5°	56.3	52.0	46.6	42.7	39.3	38.1	37.5	34.6	33.1	32.1	31.6	23.6	115.0
35,0°	63.7	56.8	49.2	43.9	40.2	38.4	36.8	34.1	32.2	30.9	30.2	27.1	142.1
37,5°	68.6	61.6	54.8	49.2	44.8	41.1	38.7	35.5	33.0	31.3	30.5	30.8	172.9
40,0°	68.9	61.9	55.7	50.7	46.6	43.3	40.4	38.0	35.9	34.7	34.6	34.4	207.3
42,5°	69.0	62.4	55.4	50.1	46.1	43.3	40.8	38.6	37.0	36.5	36.7	38.0	245.3
45,0°	70.8	63.7	57.7	51.7	47.0	43.2	40.5	38.9	37.0	36.2	36.4	41.6	286.9
47,5°	71.0	64.3	57.5	52.8	48.0	43.8	40.8	38.6	36.8	36.1	36.1	45.3	332.2
50,0°	68.4	61.9	55.9	51.3	46.9	43.2	40.4	38.1	36.2	35.5	35.2	48.8	381.0
52,5°	64.6	59.6	54.0	49.5	45.1	41.4	39.2	37.1	35.0	34.0	34.0	51.9	433.0
55,0°	62.1	57.8	52.5	47.7	43.6	39.6	37.0	35.5	33.9	33.0	32.8	54.6	487.6
57,5°	59.4	55.9	51.1	45.4	41.4	37.3	34.4	33.6	32.4	31.6	31.3	57.9	545.5
60,0°	56.0	53.2	49.1	43.5	39.9	35.3	31.9	31.0	30.0	29.6	29.6	58.9	604.4
62,5°	52.6	49.4	46.6	42.9	38.0	34.3	29.9	29.1	28.2	28.1	28.1	57.9	662.3
65,0°	47.2	45.4	42.0	42.6	37.8	33.9	27.9	27.2	26.5	26.3	26.3	55.5	717.8
67,5°	43.0	42.4	39.5	40.1	37.1	33.6	27.2	25.0	24.7	24.5	24.5	52.8	770.6
70,0°	39.6	38.9	38.7	37.7	34.0	33.1	25.6	22.6	22.2	22.2	22.5	50.7	821.3
72,5°	35.0	34.4	34.6	34.3	33.1	28.4	24.4	21.0	20.1	20.1	20.4	46.6	867.9
75,0°	31.5	31.3	31.8	30.9	28.4	24.2	22.0	19.5	18.0	18.0	18.3	39.4	907.3
77,5°	28.7	28.4	26.8	25.4	22.8	19.7	18.3	16.7	16.3	16.1	16.6	28.6	935.9
80,0°	25.7	23.4	21.7	20.7	18.6	16.4	15.8	14.9	14.6	14.5	14.5	17.3	953.3
82,5°	23.2	20.3	18.2	16.9	16.6	15.8	15.1	14.0	13.5	13.3	13.3	10.0	963.3
85,0°	18.9	17.0	15.8	14.9	14.6	14.3	13.7	13.2	12.6	12.6	12.1	6.1	969.4
87,5°	16.3	15.1	14.0	13.3	13.0	12.9	12.3	12.1	11.8	11.8	11.5	4.1	973.5
90,0°	12.3	12.3	12.0	11.7	11.7	11.4	11.2	11.2	11.1	10.9	10.9	3.0	976.5
92,5°	10.9	10.9	10.8	10.8	10.5	10.5	10.3	10.3	10.2	10.1	10.1	2.7	979.3
95,0°	9.0	8.9	8.9	8.7	8.6	8.4	8.3	8.3	8.1	8.1	8.0	2.3	981.6
97,5°	7.7	7.4	7.4	7.2	7.1	7.1	6.8	6.8	6.8	6.7	6.5	2.0	983.6
100,0°	6.8	6.5	6.5	6.4	6.2	6.1	5.9	5.9	5.9	5.6	5.6	1.8	985.4
102,5°	6.1	5.9	5.9	5.6	5.6	5.3	5.3	5.3	5.0	5.0	5.0	1.7	987.1
105,0°	5.6	5.5	5.3	5.3	5.0	5.0	4.9	4.7	4.7	4.7	4.7	1.6	988.7
107,5°	5.2	5.0	5.0	5.0	4.7	4.7	4.7	4.4	4.4	4.4	4.4	1.5	990.2
110,0°	4.9	4.7	4.7	4.7	4.4	4.4	4.4	4.1	4.1	4.1	4.1	1.4	991.5
112,5°	4.7	4.6	4.4	4.4	4.4	4.1	4.1	4.1	4.1	4.0	3.8	1.3	992.9

### Photometric test report


<b>Family</b> <b>LITEPOLE 2</b>	<b>Order number: 5XA5425MF14HP</b> <b>EAN: 4058352836729</b>	<b>LP number</b> <b>58904_23</b>
------------------------------------	---	-------------------------------------



<b>Table of values for luminous intensities</b>	<b>Maximum luminous intensity</b>
---	-----------------------------------

C-planes	0° 180°	5° 175°	10° 170°	15° 165°	20° 160°	25° 155°	30° 150°	35° 145°	40° 140°	45° 135°	50° 130°	55° 125°	60° 120°
$\gamma$	Luminous intensity in cd/klm												
115,0°	5.0	5.2	5.5	5.5	5.5	5.5	5.5	5.5	5.5	5.6	5.6	5.6	5.8
117,5°	4.9	5.0	5.2	5.2	5.2	5.2	5.2	5.3	5.3	5.3	5.3	5.5	5.6
120,0°	4.6	4.9	4.9	4.9	4.9	5.0	5.0	5.0	5.0	5.0	5.2	5.3	5.3
122,5°	4.3	4.3	4.4	4.4	4.4	4.6	4.6	4.7	4.7	4.7	4.7	4.7	5.0
125,0°	3.5	3.5	3.5	3.7	3.8	3.8	3.8	3.8	3.8	3.8	4.0	4.1	4.1
127,5°	2.5	2.4	2.7	2.7	2.7	2.7	2.7	2.7	2.7	2.7	2.7	2.7	2.8
130,0°	1.8	1.6	1.6	1.6	1.6	1.5	1.5	1.5	1.5	1.5	1.5	1.6	1.8
132,5°	1.5	1.5	1.5	1.5	1.5	1.5	1.3	1.5	1.3	1.2	1.3	1.3	1.3
135,0°	1.2	1.2	1.2	1.2	1.2	1.2	1.2	1.2	1.2	1.2	1.2	1.2	1.2
137,5°	1.2	1.2	1.0	0.9	0.9	0.9	0.9	0.9	0.9	0.9	0.9	0.9	0.9
140,0°	0.9	0.9	0.9	0.9	0.9	0.7	0.6	0.6	0.6	0.6	0.6	0.6	0.6
142,5°	0.6	0.6	0.6	0.6	0.6	0.6	0.6	0.6	0.4	0.4	0.4	0.3	0.3
145,0°	0.0	0.0	0.0	0.0	0.0	0.0	0.0	0.0	0.0	0.0	0.0	0.0	0.0
147,5°	0.0	0.0	0.0	0.0	0.0	0.0	0.0	0.0	0.0	0.0	0.0	0.0	0.0
150,0°	0.0	0.0	0.0	0.0	0.0	0.0	0.0	0.0	0.0	0.0	0.0	0.0	0.0
152,5°	0.0	0.0	0.0	0.0	0.0	0.0	0.0	0.0	0.0	0.0	0.0	0.0	0.0
155,0°	0.0	0.0	0.0	0.0	0.0	0.0	0.0	0.0	0.0	0.0	0.0	0.0	0.0
157,5°	0.0	0.0	0.0	0.0	0.0	0.0	0.0	0.0	0.0	0.0	0.0	0.0	0.0
160,0°	0.0	0.0	0.0	0.0	0.0	0.0	0.0	0.0	0.0	0.0	0.0	0.0	0.0
162,5°	0.0	0.0	0.0	0.0	0.0	0.0	0.0	0.0	0.0	0.0	0.0	0.0	0.0
165,0°	0.0	0.0	0.0	0.0	0.0	0.0	0.0	0.0	0.0	0.0	0.0	0.0	0.0
167,5°	0.0	0.0	0.0	0.0	0.0	0.0	0.0	0.0	0.0	0.0	0.0	0.0	0.0
170,0°	0.0	0.0	0.0	0.0	0.0	0.0	0.0	0.0	0.0	0.0	0.0	0.0	0.0
172,5°	0.0	0.0	0.0	0.0	0.0	0.0	0.0	0.0	0.0	0.0	0.0	0.0	0.0
175,0°	0.0	0.0	0.0	0.0	0.0	0.0	0.0	0.0	0.0	0.0	0.0	0.0	0.0
177,5°	0.0	0.0	0.0	0.0	0.0	0.0	0.0	0.0	0.0	0.0	0.0	0.0	0.0
180,0°	0.0	0.0	0.0	0.0	0.0	0.0	0.0	0.0	0.0	0.0	0.0	0.0	0.0

## Photometric test report

<b>Family</b> <b>LITEPOLE 2</b>	<b>Order number: 5XA5425MF14HP</b> <b>EAN: 4058352836729</b>	<b>LP number</b> <b>58904_23</b>
<b>Table of values for luminous intensities</b>		<b>Maximum luminous intensity</b>
		

C-planes	65° 115°	70° 110°	75° 105°	80° 100°	85° 95°	90°	185° 355°	190° 350°	195° 345°	200° 340°	205° 335°	210° 330°	215° 325°
$\gamma$	Luminous intensity in cd/klm												
115,0°	5.8	5.8	5.9	5.9	5.9	5.9	5.0	5.0	4.9	4.9	4.7	4.7	4.6
117,5°	5.6	5.6	5.6	5.6	5.6	5.6	4.9	4.7	4.7	4.7	4.4	4.4	4.4
120,0°	5.3	5.3	5.3	5.6	5.6	5.6	4.6	4.6	4.4	4.4	4.3	4.1	4.1
122,5°	5.0	5.0	5.0	5.2	5.0	5.0	4.3	4.1	4.1	4.1	3.8	3.8	3.8
125,0°	4.1	4.1	4.3	4.3	4.4	4.4	3.4	3.5	3.3	3.3	3.3	3.3	3.3
127,5°	2.8	3.0	3.0	3.0	3.0	3.0	2.5	2.5	2.4	2.4	2.4	2.4	2.4
130,0°	1.6	1.8	1.8	1.8	1.8	1.8	1.8	1.8	1.8	1.8	1.8	1.8	1.8
132,5°	1.5	1.5	1.5	1.5	1.5	1.5	1.5	1.5	1.5	1.5	1.5	1.5	1.5
135,0°	1.2	1.2	1.2	1.2	1.2	1.2	1.3	1.3	1.2	1.3	1.5	1.5	1.5
137,5°	0.9	0.9	0.9	0.9	0.9	0.9	1.2	1.2	1.2	1.2	1.2	1.2	1.2
140,0°	0.6	0.6	0.6	0.6	0.6	0.6	0.9	0.9	0.9	0.9	0.9	0.9	1.0
142,5°	0.3	0.3	0.3	0.3	0.3	0.3	0.6	0.6	0.7	0.7	0.7	0.9	0.9
145,0°	0.0	0.0	0.0	0.0	0.0	0.0	0.0	0.0	0.0	0.0	0.0	0.0	0.0
147,5°	0.0	0.0	0.0	0.0	0.0	0.0	0.0	0.0	0.0	0.0	0.0	0.0	0.0
150,0°	0.0	0.0	0.0	0.0	0.0	0.0	0.0	0.0	0.0	0.0	0.0	0.0	0.0
152,5°	0.0	0.0	0.0	0.0	0.0	0.0	0.0	0.0	0.0	0.0	0.0	0.0	0.0
155,0°	0.0	0.0	0.0	0.0	0.0	0.0	0.0	0.0	0.0	0.0	0.0	0.0	0.0
157,5°	0.0	0.0	0.0	0.0	0.0	0.0	0.0	0.0	0.0	0.0	0.0	0.0	0.0
160,0°	0.0	0.0	0.0	0.0	0.0	0.0	0.0	0.0	0.0	0.0	0.0	0.0	0.0
162,5°	0.0	0.0	0.0	0.0	0.0	0.0	0.0	0.0	0.0	0.0	0.0	0.0	0.0
165,0°	0.0	0.0	0.0	0.0	0.0	0.0	0.0	0.0	0.0	0.0	0.0	0.0	0.0
167,5°	0.0	0.0	0.0	0.0	0.0	0.0	0.0	0.0	0.0	0.0	0.0	0.0	0.0
170,0°	0.0	0.0	0.0	0.0	0.0	0.0	0.0	0.0	0.0	0.0	0.0	0.0	0.0
172,5°	0.0	0.0	0.0	0.0	0.0	0.0	0.0	0.0	0.0	0.0	0.0	0.0	0.0
175,0°	0.0	0.0	0.0	0.0	0.0	0.0	0.0	0.0	0.0	0.0	0.0	0.0	0.0
177,5°	0.0	0.0	0.0	0.0	0.0	0.0	0.0	0.0	0.0	0.0	0.0	0.0	0.0
180,0°	0.0	0.0	0.0	0.0	0.0	0.0	0.0	0.0	0.0	0.0	0.0	0.0	0.0

## Photometric test report

<b>Family</b> <b>LITEPOLE 2</b>	<b>Order number: 5XA5425MF14HP</b> <b>EAN: 4058352836729</b>	<b>LP number</b> <b>58904_23</b>
<b>Table of values for luminous intensities</b>		<b>Maximum luminous intensity</b>
		<b>siteco</b>

C-planes	220° 320°	225° 315°	230° 310°	235° 305°	240° 300°	245° 295°	250° 290°	255° 285°	260° 280°	265° 275°	270°	Phi-zone	Total Phi-zone
$\gamma$	Luminous intensity in cd/klm											Luminous flux in lm/klm	
115,0°	4.4	4.4	4.4	4.1	4.1	4.1	3.8	3.8	3.8	3.8	3.8	1.2	994.1
117,5°	4.1	4.1	4.1	4.0	3.8	3.8	3.8	3.7	3.7	3.5	3.5	1.2	995.3
120,0°	4.1	4.0	3.8	3.8	3.8	3.7	3.5	3.5	3.5	3.5	3.5	1.1	996.4
122,5°	3.8	3.7	3.5	3.5	3.5	3.4	3.4	3.3	3.3	3.3	3.3	1.0	997.3
125,0°	3.3	3.1	3.1	3.0	3.0	2.8	2.8	2.8	2.7	2.7	2.7	0.8	998.1
127,5°	2.4	2.4	2.2	2.2	2.2	2.2	2.1	2.1	2.1	2.1	2.1	0.5	998.7
130,0°	1.8	1.8	1.8	1.8	1.8	1.8	1.6	1.6	1.5	1.5	1.5	0.4	999.0
132,5°	1.5	1.6	1.6	1.6	1.6	1.6	1.5	1.5	1.5	1.5	1.5	0.3	999.3
135,0°	1.5	1.5	1.5	1.5	1.5	1.5	1.5	1.2	1.2	1.2	1.2	0.2	999.6
137,5°	1.2	1.2	1.3	1.2	1.2	1.2	1.2	1.2	1.2	1.2	1.2	0.2	999.8
140,0°	1.0	1.0	1.0	0.9	0.9	0.9	0.9	0.9	0.9	0.9	0.9	0.1	999.9
142,5°	0.9	0.9	0.9	0.9	0.9	0.9	0.9	0.9	0.9	0.7	0.6	0.1	1000.0
145,0°	0.0	0.0	0.0	0.0	0.0	0.0	0.0	0.0	0.0	0.0	0.0	0.0	1000.0
147,5°	0.0	0.0	0.0	0.0	0.0	0.0	0.0	0.0	0.0	0.0	0.0	0.0	1000.0
150,0°	0.0	0.0	0.0	0.0	0.0	0.0	0.0	0.0	0.0	0.0	0.0	0.0	1000.0
152,5°	0.0	0.0	0.0	0.0	0.0	0.0	0.0	0.0	0.0	0.0	0.0	0.0	1000.0
155,0°	0.0	0.0	0.0	0.0	0.0	0.0	0.0	0.0	0.0	0.0	0.0	0.0	1000.0
157,5°	0.0	0.0	0.0	0.0	0.0	0.0	0.0	0.0	0.0	0.0	0.0	0.0	1000.0
160,0°	0.0	0.0	0.0	0.0	0.0	0.0	0.0	0.0	0.0	0.0	0.0	0.0	1000.0
162,5°	0.0	0.0	0.0	0.0	0.0	0.0	0.0	0.0	0.0	0.0	0.0	0.0	1000.0
165,0°	0.0	0.0	0.0	0.0	0.0	0.0	0.0	0.0	0.0	0.0	0.0	0.0	1000.0
167,5°	0.0	0.0	0.0	0.0	0.0	0.0	0.0	0.0	0.0	0.0	0.0	0.0	1000.0
170,0°	0.0	0.0	0.0	0.0	0.0	0.0	0.0	0.0	0.0	0.0	0.0	0.0	1000.0
172,5°	0.0	0.0	0.0	0.0	0.0	0.0	0.0	0.0	0.0	0.0	0.0	0.0	1000.0
175,0°	0.0	0.0	0.0	0.0	0.0	0.0	0.0	0.0	0.0	0.0	0.0	0.0	1000.0
177,5°	0.0	0.0	0.0	0.0	0.0	0.0	0.0	0.0	0.0	0.0	0.0	0.0	1000.0
180,0°	0.0	0.0	0.0	0.0	0.0	0.0	0.0	0.0	0.0	0.0	0.0	0.0	1000.0



## Photometric test report

Family <b>LITEPOLE 2</b>	Order number: <b>5XA5425MF14HP</b> EAN: <b>4058352836729</b>	LP number <b>58904_23</b>
-----------------------------	---	------------------------------

<b>Dimming levels table</b>	environmental temperature: 25°C	<b>siteco</b>
-----------------------------	---------------------------------	---------------

Luminous flux %	Dimming level linear	Dimming level logarithmic	Luminous flux [lm]	Power consumption [W]	Power consumption [W]	Power consumption [W]
				start of lifetime	end of lifetime	average
100	254	254	4270	33.6	35.9	34.8
95	241	252	4051	31.3	33.5	32.4
90	229	250	3850	29.4	31.4	30.4
85	216	248	3631	27.3	29.2	28.2
80	203	246	3413	25.4	27.1	26.2
75	190	243	3194	23.5	25.1	24.3
70	178	241	2992	21.9	23.3	22.6
65	165	238	2774	20.1	21.4	20.8
60	152	235	2555	18.4	19.5	19.0
55	140	232	2354	16.8	17.9	17.4
50	127	229	2135	15.2	16.2	15.7
45	114	225	1916	13.6	14.5	14.0
40	102	221	1715	12.2	13.0	12.6
35	89	216	1496	10.7	11.3	11.0
30	76	210	1278	9.2	9.7	9.4
25	63	203	1059	7.8	8.2	8.0
20	51	195	857	6.6	6.9	6.8
15	38	184	639	5.2	5.5	5.4
11	28	173	471	4.1	4.4	4.2