
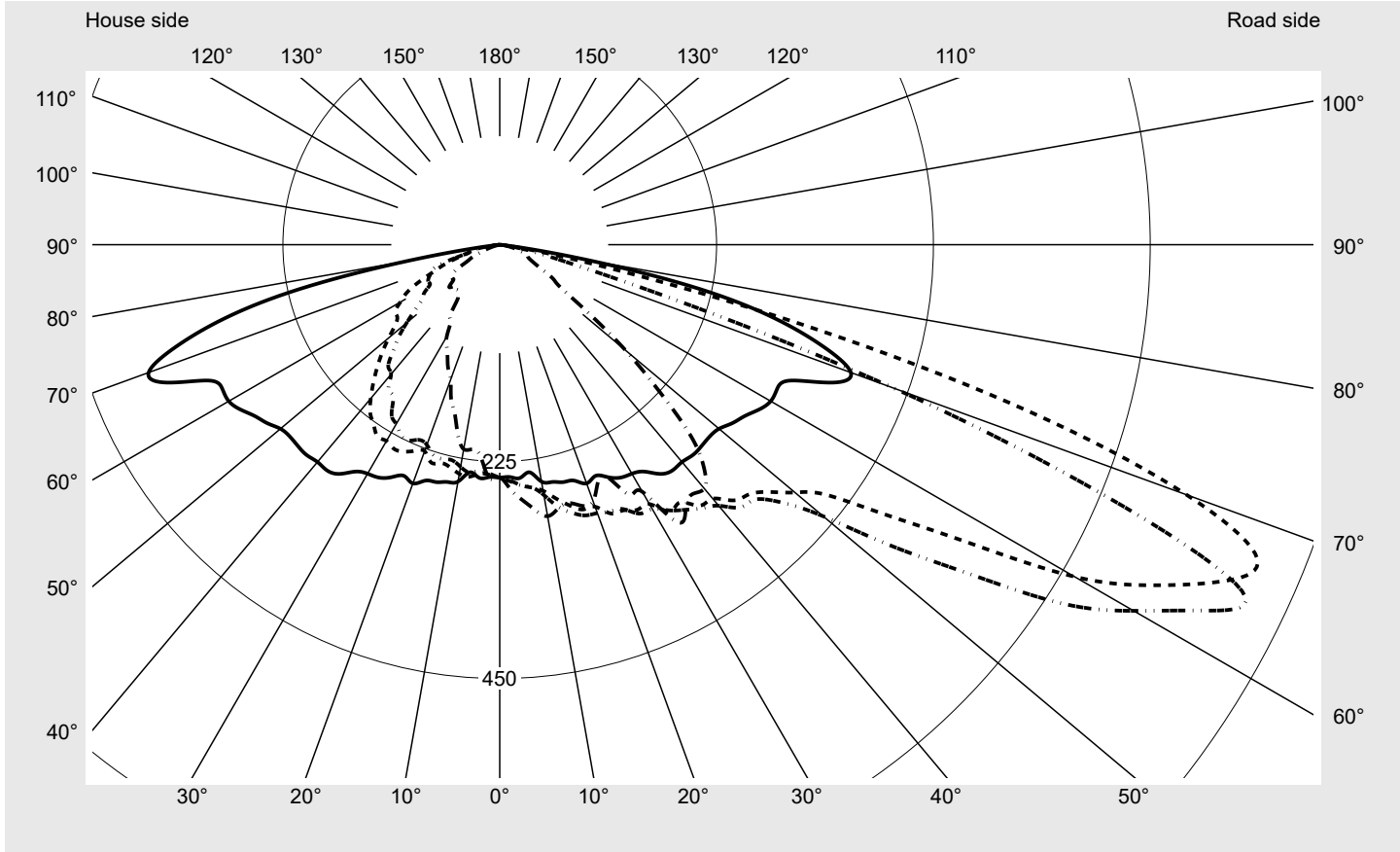


# Photometric test report

<b>Family</b> <b>Streetlight 21 mini LED</b>	<b>Order number: 5XE2C42T08HA</b> <b>EAN: 4058352445006</b>	<b>LP number</b> <b>59081_55</b>												
	<table border="0"> <tr> <td><b>Version</b></td> <td>post-top or side-entry mounting, Smart Interface up/down</td> </tr> <tr> <td><b>Optic</b></td> <td>asymmetric, wide distribution (ST0.8a)</td> </tr> <tr> <td><b>Cover</b></td> <td>toughened safety glass</td> </tr> <tr> <td><b>Lamps</b></td> <td>LED 4000 K   CRI ≥ 70</td> </tr> <tr> <td><b>Controlgear</b></td> <td>EVG-Smart Interface</td> </tr> <tr> <td><b>Rated values</b></td> <td>                     Net luminous flux = 9430 lm                      Power consumption = 66.0 W                      Luminous efficacy = 142.9 lm/W                 </td> </tr> </table>	<b>Version</b>	post-top or side-entry mounting, Smart Interface up/down	<b>Optic</b>	asymmetric, wide distribution (ST0.8a)	<b>Cover</b>	toughened safety glass	<b>Lamps</b>	LED 4000 K   CRI ≥ 70	<b>Controlgear</b>	EVG-Smart Interface	<b>Rated values</b>	Net luminous flux = 9430 lm Power consumption = 66.0 W Luminous efficacy = 142.9 lm/W	<b>serial documentation</b> <b>08.10.2020</b>  
<b>Version</b>	post-top or side-entry mounting, Smart Interface up/down													
<b>Optic</b>	asymmetric, wide distribution (ST0.8a)													
<b>Cover</b>	toughened safety glass													
<b>Lamps</b>	LED 4000 K   CRI ≥ 70													
<b>Controlgear</b>	EVG-Smart Interface													
<b>Rated values</b>	Net luminous flux = 9430 lm Power consumption = 66.0 W Luminous efficacy = 142.9 lm/W													

**Luminous intensity in cd/klm**    **C180-0**    **C200-20**    **C205-25**    **C270-90**    **Imax: 851 cd/klm**



**Luminaire output ratios**

Eta	100.0%
Eta 0° - 90°	100.0%
Eta 90° - 180°	0.0%

**Luminous intensity class acc. to EN13201-2**

Class:	G3
Imax 70°	826.1
Imax 80°	99.6
Imax 90°	0.0
Imax >90°	0.0
Imax >95°	0.0

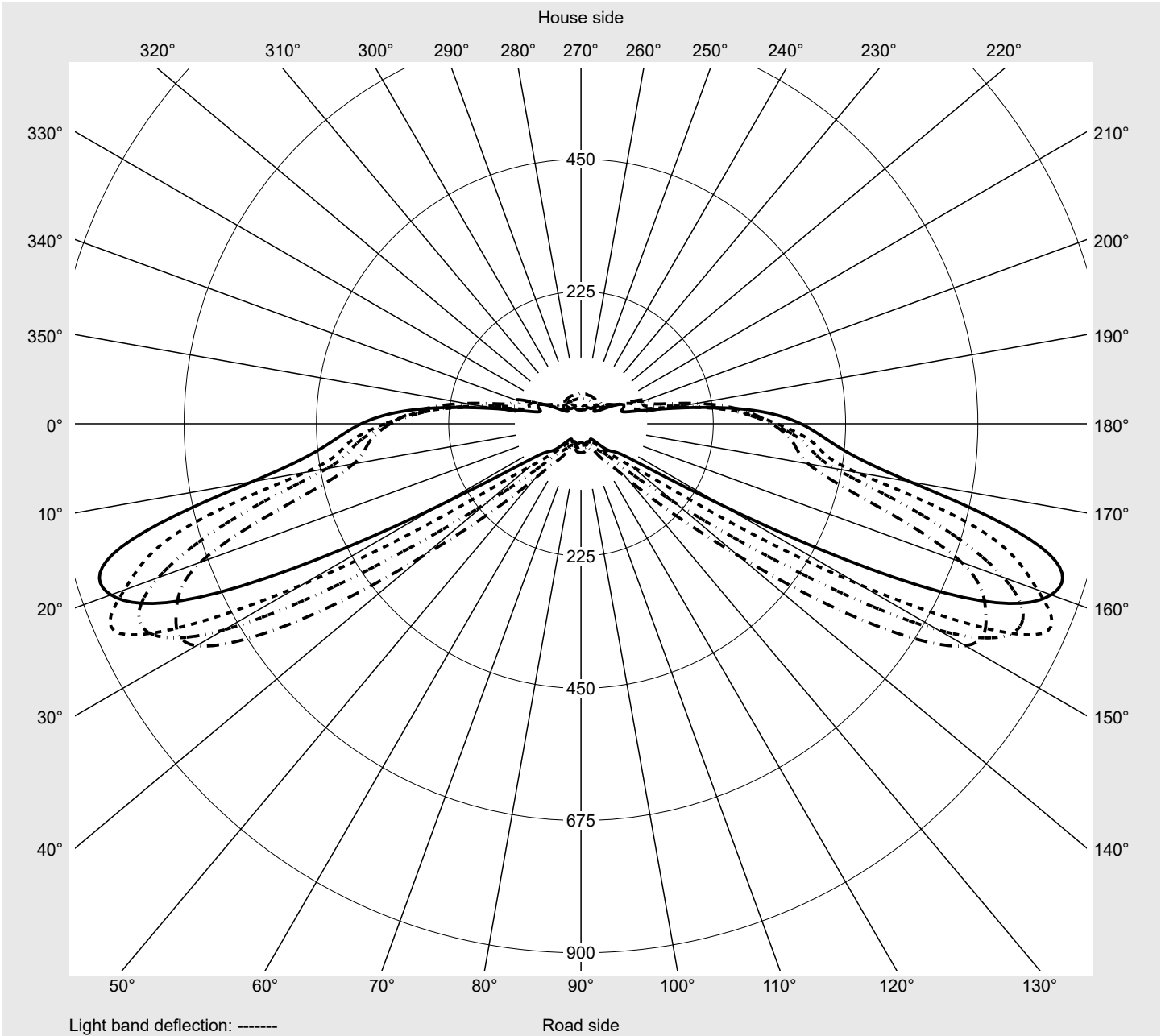
**Measurement conditions**

DIN EN 13032 and DIN 5032

**Photometric test report**

<b>Family</b> Streetlight 21 mini LED	<b>Order number: 5XE2C42T08HA</b> <b>EAN: 4058352445006</b>	<b>LP number</b> 59081_55
------------------------------------------	----------------------------------------------------------------	------------------------------

**Envelope curve in cd/klm**      **KMK 67.5°**    **KMK 65°**    **KMK 62.5°**    **KMK 60°**      **siteco**



## Photometric test report

<b>Family</b> <b>Streetlight 21 mini LED</b>	<b>Order number: 5XE2C42T08HA</b> <b>EAN: 4058352445006</b>	<b>LP number</b> <b>59081_55</b>
-------------------------------------------------	----------------------------------------------------------------	-------------------------------------

**siteco**

### Table of values for luminous intensities Maximum luminous intensity

C-planes	0° 180°	5° 175°	10° 170°	15° 165°	20° 160°	25° 155°	30° 150°	35° 145°	40° 140°	45° 135°	50° 130°	55° 125°	60° 120°
$\gamma$	Luminous intensity in cd/klm												
0,0°	241.6	241.6	241.6	241.6	241.6	241.6	241.6	241.6	241.6	241.6	241.6	241.6	241.6
2,5°	241.2	242.0	242.3	244.6	244.8	245.6	247.5	249.2	247.9	248.6	249.4	249.4	252.1
5,0°	242.8	244.4	246.4	248.5	250.4	250.4	252.4	251.7	252.9	252.6	256.1	257.1	257.8
7,5°	238.1	244.7	246.4	249.3	254.1	253.8	256.3	259.1	262.2	263.1	264.0	270.2	274.3
10,0°	249.5	250.2	252.0	252.1	259.2	263.7	267.3	266.8	269.8	277.2	281.7	280.5	280.0
12,5°	252.1	255.9	263.4	267.0	269.7	278.2	283.8	288.0	292.2	295.4	292.5	284.3	282.5
15,0°	254.9	259.7	266.2	274.9	280.0	287.7	293.3	298.3	295.3	290.9	287.2	283.7	284.2
17,5°	256.6	260.1	271.3	284.8	287.9	294.5	301.9	294.7	290.2	290.7	291.7	283.4	285.5
20,0°	263.5	268.8	274.7	282.1	289.2	296.3	303.4	296.5	296.4	293.4	288.7	286.4	289.0
22,5°	259.6	274.8	287.3	297.4	301.8	299.5	298.4	305.1	306.8	304.8	295.9	292.1	289.5
25,0°	266.1	276.1	285.1	300.8	304.0	302.6	304.5	311.0	310.2	300.7	297.4	287.1	288.5
27,5°	272.3	279.3	296.0	304.9	309.9	314.4	317.9	310.6	307.7	310.4	295.7	288.2	284.2
30,0°	274.3	289.2	300.3	316.6	310.7	316.6	319.9	318.9	312.8	302.3	293.0	291.8	303.0
32,5°	279.1	301.8	308.2	311.8	328.0	326.7	325.8	322.5	315.6	310.9	310.7	313.2	326.1
35,0°	290.3	306.6	313.9	321.4	326.3	335.7	340.7	328.4	326.0	321.2	325.3	345.8	350.0
37,5°	294.9	312.8	318.0	328.7	341.1	344.6	341.9	346.7	346.5	347.6	362.9	374.3	375.4
40,0°	294.3	313.3	322.6	331.9	343.9	353.4	365.0	349.2	364.3	390.5	399.4	410.7	406.8
42,5°	296.2	309.6	325.7	338.2	359.7	369.6	367.0	368.1	396.6	441.2	445.2	430.6	422.9
45,0°	295.8	310.9	331.9	350.3	366.0	373.9	386.4	416.1	448.0	481.0	472.9	440.8	413.9
47,5°	295.0	309.3	335.6	359.3	379.7	395.4	417.5	470.9	503.3	514.4	478.4	422.0	378.4
50,0°	297.1	314.5	341.4	367.3	399.9	438.3	493.0	538.5	552.9	521.1	455.9	389.4	328.3
52,5°	304.1	328.9	343.7	368.4	425.7	514.1	577.6	608.3	578.7	500.9	416.3	327.5	253.0
55,0°	310.1	333.9	356.5	394.4	487.6	595.7	651.0	646.3	561.3	455.6	325.0	237.0	181.1
57,5°	318.6	348.3	372.4	430.0	573.5	693.1	711.4	657.9	500.3	322.7	213.2	147.1	101.6
60,0°	324.7	361.8	392.8	503.4	688.8	759.6	755.3	579.5	348.8	203.5	120.8	83.4	65.9
62,5°	324.4	382.8	438.5	601.3	765.0	821.8	701.7	408.6	209.8	117.2	71.5	56.9	47.8
65,0°	333.4	399.5	475.5	706.3	826.4	849.8	548.2	221.0	113.1	76.8	55.7	41.0	36.7
67,5°	373.8	437.3	568.4	809.1	850.8	678.6	279.2	107.7	74.5	62.1	43.2	32.6	31.2
70,0°	387.7	464.2	653.7	826.1	758.4	435.7	109.8	75.1	59.5	49.6	33.2	30.6	30.4
72,5°	352.6	441.9	676.5	725.8	577.5	196.6	70.4	55.5	45.7	39.8	29.7	22.8	23.7
75,0°	295.8	412.3	568.9	514.5	344.7	80.9	53.8	39.8	29.9	31.3	23.0	17.7	16.7
77,5°	213.1	276.5	324.1	259.9	142.0	43.1	29.2	20.9	19.0	22.5	18.6	15.0	14.8
80,0°	96.9	99.6	98.7	79.6	43.8	20.2	12.7	11.1	13.4	14.1	12.0	9.7	10.4
82,5°	18.6	21.9	19.9	11.4	8.2	6.5	5.2	5.0	6.6	7.4	7.2	5.6	6.1
85,0°	1.2	1.2	1.3	1.4	1.4	1.6	1.6	1.7	2.2	2.8	2.5	2.3	2.1
87,5°	0.3	0.3	0.3	0.4	0.4	0.5	0.5	0.4	0.4	0.4	0.5	0.4	0.4
90,0°	0.0	0.0	0.0	0.0	0.0	0.0	0.0	0.0	0.0	0.0	0.0	0.0	0.0

## Photometric test report

<b>Family</b> <b>Streetlight 21 mini LED</b>	<b>Order number: 5XE2C42T08HA</b> <b>EAN: 4058352445006</b>	<b>LP number</b> <b>59081_55</b>
<b>Table of values for luminous intensities</b>		<b>Maximum luminous intensity</b>
<b>siteco</b>		

C-planes	65° 115°	70° 110°	75° 105°	80° 100°	85° 95°	90°	185° 355°	190° 350°	195° 345°	200° 340°	205° 335°	210° 330°	215° 325°
$\gamma$	Luminous intensity in cd/klm												
0,0°	241.6	241.6	241.6	241.6	241.6	241.6	241.6	241.6	241.6	241.6	241.6	241.6	241.6
2,5°	252.7	252.3	253.5	253.9	252.0	253.8	240.2	239.2	240.4	239.0	237.8	236.9	238.2
5,0°	261.6	262.9	262.6	262.5	264.1	265.6	242.6	240.6	238.7	238.3	235.4	234.3	235.6
7,5°	275.6	278.5	278.2	277.4	277.8	277.0	238.4	241.3	240.2	242.8	238.2	235.5	230.7
10,0°	284.8	286.5	285.3	284.2	283.5	286.0	246.7	248.1	242.7	241.4	234.0	230.9	226.1
12,5°	282.9	285.3	280.5	275.7	279.2	280.2	254.8	247.0	239.2	236.8	229.0	222.6	221.7
15,0°	281.8	277.5	277.9	279.4	277.7	277.4	244.7	239.6	238.4	234.6	230.0	219.2	214.8
17,5°	283.9	277.3	277.7	278.9	281.6	284.0	248.6	244.3	240.8	236.9	228.6	219.6	210.1
20,0°	284.6	279.3	279.5	278.5	278.6	283.3	250.4	244.8	243.7	227.9	221.0	216.4	210.3
22,5°	284.0	276.8	272.6	269.1	269.6	266.4	255.9	245.3	244.2	231.5	219.1	210.1	200.8
25,0°	275.9	270.8	271.0	266.2	274.3	266.8	255.1	246.9	247.0	236.8	224.1	207.1	197.3
27,5°	277.2	288.3	288.6	296.6	291.7	292.3	261.4	252.5	247.8	238.4	222.4	196.8	187.3
30,0°	300.5	303.6	307.8	308.9	315.5	295.9	263.4	249.0	247.9	235.1	214.7	195.0	180.4
32,5°	328.9	326.4	327.8	332.8	327.9	340.2	269.9	256.6	249.9	235.9	208.8	190.6	172.1
35,0°	351.6	348.3	339.6	342.2	331.1	336.2	268.3	256.9	245.4	228.0	192.6	183.8	161.7
37,5°	368.3	358.0	349.0	341.4	341.3	326.8	275.2	256.7	243.1	220.7	189.6	173.4	144.9
40,0°	386.9	376.4	360.5	348.9	343.2	330.2	273.0	257.9	233.4	208.2	175.4	159.5	133.5
42,5°	394.5	377.0	352.8	342.8	324.4	313.6	277.4	255.6	229.9	194.1	171.3	138.8	126.0
45,0°	373.7	341.2	311.2	287.0	275.0	280.3	269.7	257.0	221.7	179.7	156.7	124.5	119.8
47,5°	332.0	291.1	265.7	241.8	221.6	223.1	275.8	249.1	205.7	165.3	142.6	109.4	111.0
50,0°	269.1	232.1	206.2	184.4	172.7	170.4	273.8	244.3	195.3	150.3	126.0	94.7	101.4
52,5°	205.2	169.9	145.0	128.5	115.1	114.5	281.2	239.7	184.0	136.5	110.2	80.3	85.7
55,0°	131.1	105.8	91.9	86.1	80.5	76.4	280.3	234.7	170.5	129.9	97.7	73.5	69.5
57,5°	73.3	66.6	63.9	61.6	62.7	65.4	278.3	218.0	152.3	128.6	92.8	69.3	60.8
60,0°	48.6	47.2	42.4	46.5	48.7	49.2	272.7	199.4	130.1	119.1	83.8	65.0	57.4
62,5°	40.8	39.5	39.7	41.1	40.0	38.8	256.8	173.8	115.3	109.6	83.4	61.6	54.5
65,0°	37.1	33.9	37.3	36.9	36.5	33.5	258.2	159.9	96.1	94.2	81.3	61.6	46.5
67,5°	34.6	32.3	33.4	34.6	33.0	31.3	280.0	147.2	77.5	76.0	77.6	59.7	40.8
70,0°	32.0	32.4	30.4	31.7	27.2	29.4	247.6	108.4	58.8	62.7	73.3	58.4	38.2
72,5°	25.2	26.4	26.2	25.4	24.8	23.6	184.7	71.9	48.7	47.4	57.3	50.8	34.9
75,0°	18.7	17.1	18.0	18.7	18.1	18.1	95.7	27.7	25.4	34.3	36.0	34.8	26.3
77,5°	14.2	12.3	12.0	12.2	12.3	12.3	55.6	9.6	10.9	31.1	30.8	23.9	17.8
80,0°	9.5	8.8	8.8	7.5	7.9	7.8	31.0	5.8	8.6	24.2	22.9	16.0	10.4
82,5°	5.3	5.0	4.6	4.2	4.0	3.9	6.6	3.0	4.1	6.3	5.3	3.5	3.5
85,0°	2.4	2.0	1.4	1.5	1.4	1.5	1.1	1.0	1.1	0.9	0.9	0.9	0.8
87,5°	0.4	0.4	0.3	0.3	0.3	0.2	0.3	0.3	0.2	0.2	0.2	0.2	0.2
90,0°	0.0	0.0	0.0	0.0	0.0	0.0	0.0	0.0	0.0	0.0	0.0	0.0	0.0

## Photometric test report

<b>Family</b> <b>Streetlight 21 mini LED</b>	<b>Order number: 5XE2C42T08HA</b> <b>EAN: 4058352445006</b>	<b>LP number</b> <b>59081_55</b>
<b>Table of values for luminous intensities</b>		<b>Maximum luminous intensity</b>
		<b>siteco</b>

C-planes	220° 320°	225° 315°	230° 310°	235° 305°	240° 300°	245° 295°	250° 290°	255° 285°	260° 280°	265° 275°	270°	Phi-zone	Total Phi-zone
γ	Luminous intensity in cd/klm											Luminous flux in lm/klm	
0,0°	241.6	241.6	241.6	241.6	241.6	241.6	241.6	241.6	241.6	241.6	241.6	0.4	0.4
2,5°	241.3	240.5	242.5	240.1	240.5	238.9	241.6	240.1	240.9	241.1	242.6	2.9	3.3
5,0°	232.5	230.0	225.5	221.8	226.5	227.3	225.3	224.8	224.3	223.2	221.9	5.8	9.1
7,5°	228.8	226.5	219.5	220.7	219.6	217.7	217.0	215.7	214.0	216.2	214.1	8.8	17.9
10,0°	221.8	216.9	211.2	208.7	206.8	206.5	210.1	210.0	211.5	208.9	215.3	11.8	29.6
12,5°	221.7	219.0	212.0	208.5	206.1	204.8	203.5	204.8	201.1	201.1	201.2	14.8	44.4
15,0°	211.3	207.1	204.4	200.9	196.2	194.7	186.5	183.8	185.7	182.0	180.8	17.4	61.9
17,5°	206.3	200.6	196.9	186.4	183.3	178.8	172.8	169.8	169.5	171.3	167.7	20.1	82.0
20,0°	201.6	192.2	182.0	171.8	168.4	169.4	161.9	159.0	152.8	148.9	148.7	22.6	104.6
22,5°	189.5	176.3	168.2	165.5	154.6	153.5	147.6	143.0	146.7	143.6	139.5	25.0	129.6
25,0°	184.5	169.4	158.8	149.7	145.1	148.3	144.2	138.2	133.4	130.4	128.2	27.4	157.0
27,5°	173.0	162.7	150.4	149.3	152.3	145.3	136.2	132.8	127.0	122.5	119.2	30.2	187.2
30,0°	162.4	143.6	144.2	152.2	146.6	139.1	131.5	121.9	116.8	109.9	110.0	32.9	220.1
32,5°	151.4	142.8	146.9	152.1	141.3	130.1	121.6	111.3	102.8	98.5	94.4	36.1	256.2
35,0°	140.7	148.0	157.5	143.3	130.4	119.8	107.6	101.9	94.1	89.2	89.6	39.0	295.2
37,5°	138.0	151.9	149.9	134.8	118.8	107.3	100.5	88.0	82.4	76.3	72.6	41.9	337.1
40,0°	134.4	154.1	135.3	122.6	107.1	94.1	82.6	75.7	70.2	69.0	67.6	44.8	381.9
42,5°	138.4	139.5	121.1	109.8	93.4	82.5	71.8	67.9	67.8	68.3	64.3	47.4	429.2
45,0°	135.6	129.0	109.2	95.4	84.3	74.3	65.8	66.7	65.5	64.6	65.4	48.8	478.1
47,5°	125.8	116.1	98.6	83.3	73.0	64.2	64.1	63.7	65.2	64.9	63.6	49.6	527.7
50,0°	107.6	99.0	88.5	78.2	64.9	64.1	63.1	62.8	63.9	65.5	68.4	50.0	577.6
52,5°	82.9	78.7	77.0	68.7	62.1	60.2	64.1	62.3	63.2	61.5	60.9	49.5	627.1
55,0°	64.7	64.0	67.3	59.9	58.1	58.2	61.6	60.8	61.2	59.8	60.3	48.5	675.6
57,5°	53.0	55.4	58.6	53.2	55.7	56.3	57.2	58.4	55.2	57.5	58.2	47.1	722.8
60,0°	49.5	48.0	49.5	47.1	48.3	48.9	50.3	49.9	51.1	50.6	52.4	45.5	768.2
62,5°	42.5	42.0	42.1	39.9	42.7	41.6	42.2	42.0	42.4	42.1	39.2	43.6	811.9
65,0°	40.5	35.1	38.1	36.5	35.7	35.7	33.2	31.9	31.9	30.6	32.6	41.7	853.6
67,5°	33.0	31.2	36.8	31.9	30.2	29.8	27.8	24.5	24.4	22.9	23.8	39.4	892.9
70,0°	29.7	26.8	31.6	27.6	24.7	23.0	20.2	19.4	17.5	17.6	16.9	35.6	928.5
72,5°	23.8	22.1	24.3	22.0	18.8	15.9	14.1	13.3	12.0	11.5	10.8	29.6	958.2
75,0°	17.8	15.2	17.8	16.9	13.4	11.6	9.2	7.4	6.2	5.9	5.9	21.6	979.7
77,5°	13.5	11.4	11.0	11.4	10.7	7.7	5.3	3.3	2.5	1.9	1.7	12.8	992.6
80,0°	7.9	5.9	6.5	6.2	5.3	4.4	3.9	1.5	1.0	0.8	0.8	5.5	998.1
82,5°	3.3	2.7	2.5	2.3	2.2	1.7	2.0	0.7	0.3	0.2	0.2	1.5	999.6
85,0°	0.6	0.6	0.5	0.4	0.2	0.2	0.2	0.1	0.0	0.1	0.1	0.3	999.9
87,5°	0.1	0.1	0.0	0.0	0.0	0.0	0.0	0.0	0.0	0.0	0.0	0.1	1000.0
90,0°	0.0	0.0	0.0	0.0	0.0	0.0	0.0	0.0	0.0	0.0	0.0	0.0	1000.0

## Photometric test report

<b>Family</b> Streetlight 21 mini LED	<b>Order number: 5XE2C42T08HA</b> <b>EAN: 4058352445006</b>	<b>LP number</b> 59081_55
<b>Dimming levels table</b>		<b>siteco</b>
environmental temperature: 25°C		

Luminous flux %	Dimming level linear	Dimming level logarithmic	Luminous flux [lm]	Power consumption [W]	Power consumption [W]	Power consumption [W]
				start of lifetime	end of lifetime	average
100	254	254	9430	66.0	68.9	67.4
95	238	252	8958	61.7	64.5	63.1
90	223	249	8497	57.8	60.3	59.0
85	208	247	8019	53.9	56.3	55.1
80	193	244	7534	50.1	52.2	51.2
75	179	241	7063	46.4	48.4	47.4
70	165	238	6584	42.9	44.6	43.8
65	152	235	6129	39.6	41.2	40.4
60	139	232	5667	36.2	37.8	37.0
55	126	228	5192	33.0	34.4	33.7
50	113	224	4707	29.8	31.0	30.4
45	101	220	4251	26.8	27.9	27.4
40	89	216	3785	23.9	24.8	24.4
35	77	210	3308	20.9	21.8	21.4
30	65	204	2823	18.0	18.7	18.4
25	54	197	2372	15.3	15.8	15.6
20	42	188	1869	12.4	12.8	12.6
16	34	180	1529	10.5	10.8	10.6

<b>Dimming levels table</b>	environmental temperature: 5°C
-----------------------------	--------------------------------

Luminous flux %	Dimming level linear	Dimming level logarithmic	Luminous flux [lm]	Power consumption [W]	Power consumption [W]	Power consumption [W]
				start of lifetime	end of lifetime	average
100	254	254	9680	66.8	69.7	68.2
95	238	252	9184	62.5	65.3	63.9
90	223	249	8701	58.6	61.1	59.8
85	209	247	8236	54.8	57.3	56.0
80	194	244	7730	50.9	53.2	52.0
75	180	241	7243	47.3	49.4	48.3
70	167	239	6785	43.9	45.8	44.8
65	153	235	6281	40.4	42.1	41.2
60	140	232	5805	37.0	38.6	37.8
55	127	229	5318	33.8	35.2	34.5
50	114	225	4822	30.5	31.8	31.2
45	102	221	4356	27.5	28.6	28.0
40	90	216	3881	24.5	25.4	25.0
35	78	211	3395	21.5	22.3	21.9
30	66	205	2902	18.5	19.2	18.8
25	54	197	2402	15.6	16.1	15.8
20	43	189	1935	12.8	13.3	13.0
16	34	180	1547	10.7	11.0	10.8

## Photometric test report

<b>Family</b> Streetlight 21 mini LED	<b>Order number: 5XE2C42T08HA</b> <b>EAN: 4058352445006</b>	<b>LP number</b> 59081_55
------------------------------------------	----------------------------------------------------------------	------------------------------

<b>Dimming levels table</b>	environmental temperature: 15°C	<b>siteco</b>
-----------------------------	---------------------------------	---------------

Luminous flux %	Dimming level linear	Dimming level logarithmic	Luminous flux [lm]	Power consumption [W] start of lifetime	Power consumption [W] end of lifetime	Power consumption [W] average
100	254	254	9560	66.3	69.3	67.8
95	238	252	9081	62.1	64.9	63.5
90	223	249	8608	58.2	60.7	59.4
85	208	247	8119	54.2	56.6	55.4
80	194	244	7656	50.6	52.8	51.7
75	180	241	7177	47.0	49.1	48.0
70	166	238	6691	43.4	45.2	44.3
65	153	235	6229	40.1	41.8	41.0
60	139	232	5723	36.5	38.1	37.3
55	126	228	5240	33.2	34.6	33.9
50	114	225	4787	30.3	31.5	30.9
45	101	220	4287	27.0	28.1	27.6
40	89	216	3816	24.0	24.9	24.4
35	77	210	3334	21.1	21.9	21.5
30	66	205	2886	18.4	19.1	18.8
25	54	197	2389	15.5	15.9	15.7
20	43	189	1925	12.7	13.2	13.0
16	34	180	1540	10.6	10.9	10.8

**Photometric test report**

<b>Family</b> Streetlight 21 mini LED	<b>Order number: 5XE2C42T08HA</b> <b>EAN: 4058352445006</b>	<b>LP number</b> <b>59081_55</b>
------------------------------------------	----------------------------------------------------------------	-------------------------------------

<b>Luminousfluxs table</b>	<b>sITeco</b>
----------------------------	---------------

Temperature °C	Luminous flux lm	Power consumption W
25.0	9430.0	66.0
5.0	9680.0	66.8
15.0	9560.0	66.3