
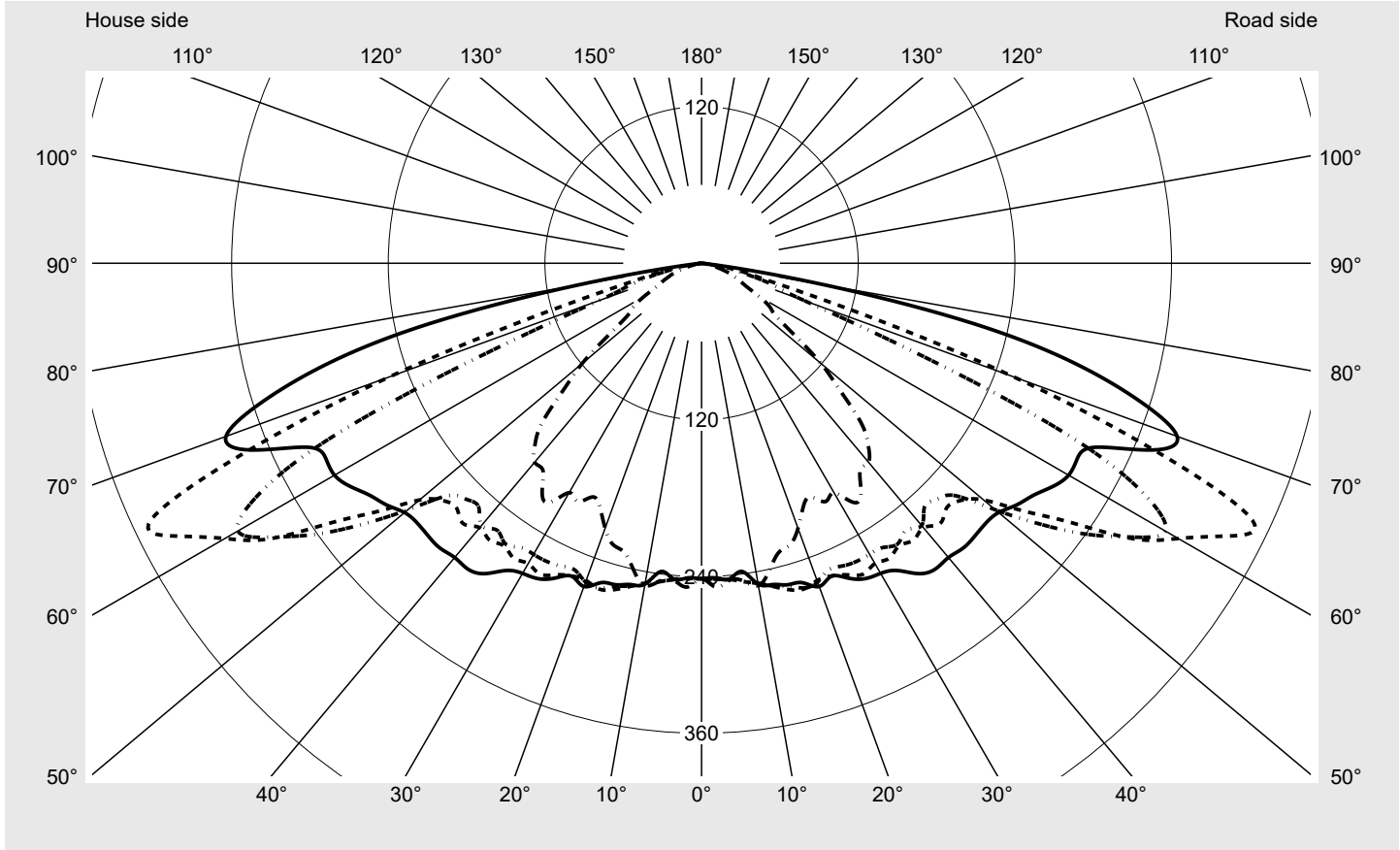


# Photometric test report

<b>Family</b> <b>DL® 50 mini LED</b>	<b>Order number: 5XA248V41F08GE</b> <b>EAN: 4058352803912</b>	<b>LP number</b> <b>59397_10</b>
	<b>Version</b> wire mounting <b>Optic</b> symmetric, wide distribution (ST0.8s) <b>Cover</b> toughened safety glass <b>Lamps</b> LED 4000 K   CRI ≥ 70 <b>Controlgear</b> ECG SITECO iQ <b>Rated values</b> Net luminous flux = 5190 lm Power consumption = 31.2 W Luminous efficacy = 166.3 lm/W	<b>serial documentation</b> <b>03.04.2023</b>



**Luminous intensity in cd/klm**
C180-0
C205-25
C210-30
C270-90
**Imax: 466 cd/klm**



**Luminaire output ratios**

Eta	100.0%
Eta 0° - 90°	100.0%
Eta 90° - 180°	0.0%

**Luminous intensity class acc. to EN13201-2**

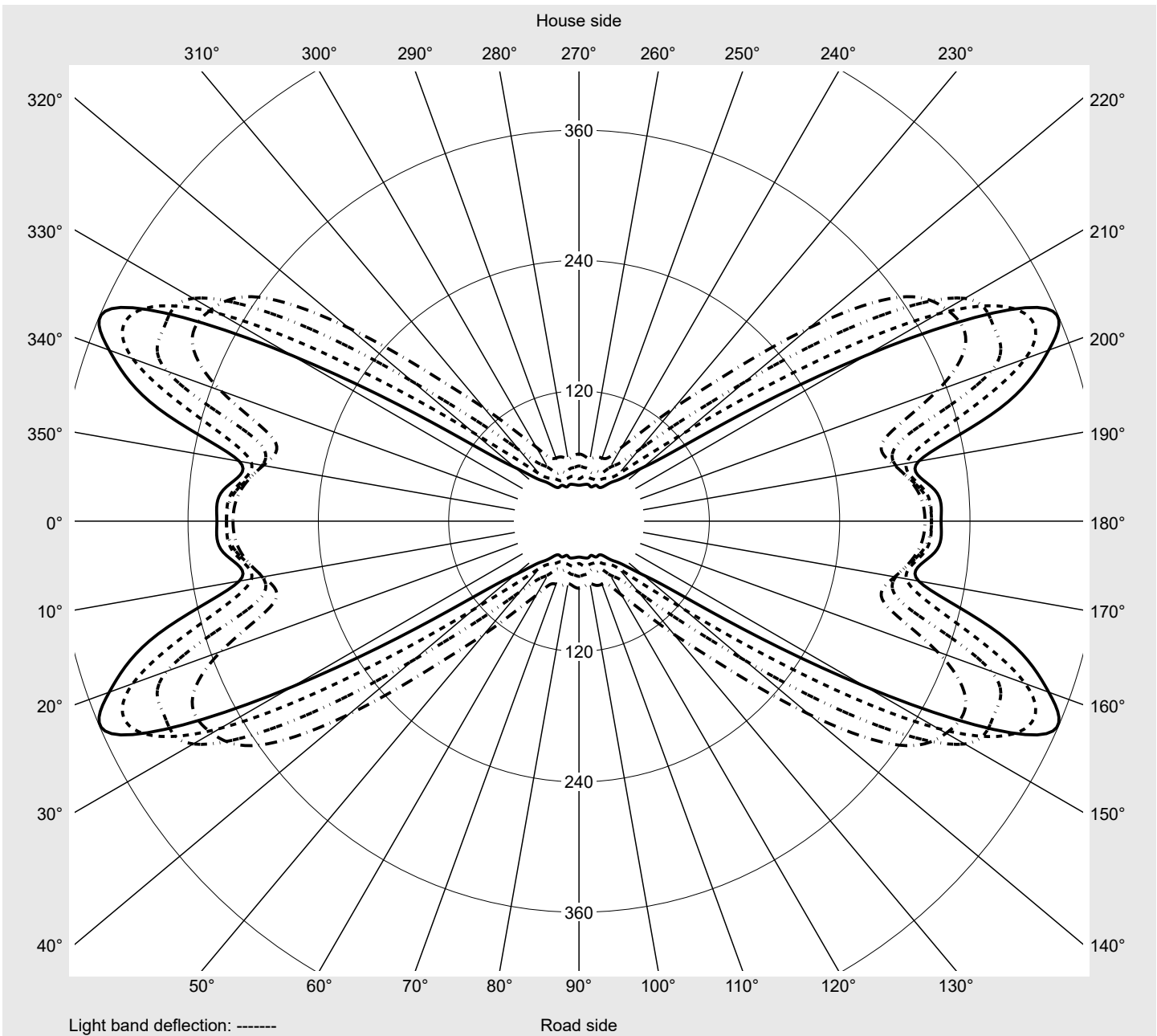
Class:	G4
Imax 70°	442.5
Imax 80°	96.9
Imax 90°	0.0
Imax >90°	0.0
Imax >95°	0.0

**Measurement conditions**  
DIN EN 13032 and DIN 5032

**Photometric test report**

<b>Family</b> DL® 50 mini LED	<b>Order number: 5XA248V41F08GE</b> <b>EAN: 4058352803912</b>	<b>LP number</b> 59397_10
----------------------------------	--	------------------------------

**Envelope curve in cd/klm**      **KMK 65°**    **KMK 62,5°**    **KMK 60°**    **KMK 57,5°**      **siteco**



## Photometric test report

<b>Family</b> <b>DL® 50 mini LED</b>	<b>Order number: 5XA248V41F08GE</b> <b>EAN: 4058352803912</b>	<b>LP number</b> <b>59397_10</b>
<b>Table of values for luminous intensities</b>		<b>Maximum luminous intensity</b>
<b>siteco</b>		

C-planes	0° 180°	5° 175°	10° 170°	15° 165°	20° 160°	25° 155°	30° 150°	35° 145°	40° 140°	45° 135°	50° 130°	55° 125°	60° 120°
$\gamma$	Luminous intensity in cd/klm												
0,0°	241.6	241.6	241.6	241.6	241.6	241.6	241.6	241.6	241.6	241.6	241.6	241.6	241.6
2,5°	241.2	241.1	240.8	242.5	241.9	241.7	242.2	243.7	244.6	244.6	245.9	244.8	246.3
5,0°	242.8	243.5	243.5	243.6	244.4	242.9	243.3	243.7	242.7	241.3	240.8	239.4	242.2
7,5°	238.1	241.5	243.8	244.8	248.4	246.0	245.9	244.9	245.5	244.8	241.7	245.5	246.9
10,0°	249.5	248.4	250.1	247.4	250.3	248.8	249.1	246.5	245.8	247.1	246.4	244.6	243.4
12,5°	252.1	255.3	255.2	253.1	253.2	253.6	253.2	254.8	257.0	257.2	252.3	246.4	244.3
15,0°	254.9	252.2	252.9	256.6	257.3	258.8	256.3	256.5	253.3	249.0	245.8	242.3	240.2
17,5°	256.6	254.4	257.8	262.8	262.4	261.5	260.8	252.4	248.2	245.7	244.3	234.9	234.4
20,0°	263.5	259.6	259.8	262.9	258.6	258.6	259.9	253.4	249.0	242.8	235.3	229.1	228.7
22,5°	259.6	265.4	266.3	270.8	266.6	259.3	254.2	252.9	248.2	240.5	232.0	228.8	222.0
25,0°	266.1	265.6	266.0	273.9	270.4	263.3	255.8	254.2	247.3	235.1	228.1	218.4	216.8
27,5°	272.3	270.3	274.3	276.4	274.1	268.4	257.4	249.0	240.3	236.6	223.0	218.7	218.2
30,0°	274.3	276.3	274.7	282.2	272.9	265.7	257.4	249.7	237.6	223.0	218.6	222.0	224.8
32,5°	279.1	285.8	282.4	280.8	281.9	267.8	258.2	247.3	233.5	226.8	228.8	232.6	233.7
35,0°	290.3	287.4	285.4	283.4	277.2	264.1	262.2	245.0	233.4	234.6	241.4	244.5	240.2
37,5°	294.9	294.0	287.3	285.9	280.9	267.1	257.6	245.8	242.3	249.7	256.4	254.6	247.1
40,0°	294.3	293.1	290.2	282.7	276.0	264.4	262.3	241.4	249.3	272.3	267.4	266.7	256.9
42,5°	296.2	293.5	290.6	284.0	276.9	270.4	252.9	247.0	267.5	290.3	283.1	270.2	258.2
45,0°	295.8	290.3	294.5	286.0	272.9	265.3	255.5	267.9	291.8	305.0	291.0	268.1	249.1
47,5°	295.0	292.6	292.3	282.5	272.5	269.0	263.4	291.0	314.5	315.2	288.5	252.7	225.7
50,0°	297.1	294.1	292.8	281.3	275.1	282.1	293.8	319.9	330.3	310.0	272.2	233.8	196.6
52,5°	304.1	305.1	291.7	276.2	281.1	312.1	328.9	347.0	330.8	289.8	246.6	198.1	157.6
55,0°	310.1	307.1	295.6	282.4	308.8	346.7	362.2	357.9	313.0	259.8	196.1	148.4	119.6
57,5°	318.6	313.3	295.2	291.2	351.0	393.0	390.4	359.4	276.7	189.0	135.9	100.1	78.7
60,0°	324.7	317.2	296.1	316.7	404.0	421.7	410.2	318.5	199.2	125.8	85.1	65.2	57.1
62,5°	324.4	319.8	306.1	358.3	437.3	452.6	381.6	231.6	126.1	79.6	56.8	48.4	45.3
65,0°	333.4	328.8	317.7	401.2	460.3	465.6	304.9	133.7	76.8	55.9	46.9	38.8	36.2
67,5°	373.8	358.7	357.8	443.3	463.4	378.1	169.4	74.3	53.7	46.6	40.0	32.3	30.7
70,0°	387.7	355.9	381.1	442.5	410.6	254.5	84.1	56.6	44.6	38.2	32.4	29.1	27.5
72,5°	352.6	313.3	374.2	387.2	312.4	127.0	60.6	45.2	34.7	31.0	27.0	22.4	21.2
75,0°	295.8	254.0	298.3	269.9	189.5	58.5	44.3	33.1	23.8	23.3	20.4	17.3	15.0
77,5°	213.1	166.1	166.9	135.4	86.6	37.0	26.6	19.3	16.2	16.9	14.8	13.2	12.8
80,0°	96.9	65.3	52.3	44.1	34.0	21.5	14.3	10.7	10.7	10.0	9.3	8.0	7.9
82,5°	18.6	14.2	11.4	7.8	7.3	5.9	4.4	4.3	4.9	5.0	4.9	4.0	4.1
85,0°	1.2	1.1	1.2	1.2	1.1	1.2	1.2	1.3	1.4	1.7	1.5	1.4	1.1
87,5°	0.3	0.3	0.3	0.3	0.3	0.3	0.3	0.3	0.3	0.3	0.2	0.2	0.2
90,0°	0.0	0.0	0.0	0.0	0.0	0.0	0.0	0.0	0.0	0.0	0.0	0.0	0.0

## Photometric test report

<b>Family</b> <b>DL® 50 mini LED</b>	<b>Order number: 5XA248V41F08GE</b> <b>EAN: 4058352803912</b>	<b>LP number</b> <b>59397_10</b>
<b>Table of values for luminous intensities</b>		<b>Maximum luminous intensity</b>
<b>siteco</b>		

C-planes	65° 115°	70° 110°	75° 105°	80° 100°	85° 95°	90°	185° 355°	190° 350°	195° 345°	200° 340°	205° 335°	210° 330°	215° 325°
$\gamma$	Luminous intensity in cd/klm												
0,0°	241.6	241.6	241.6	241.6	241.6	241.6	241.6	241.6	241.6	241.6	241.6	241.6	241.6
2,5°	245.8	247.0	246.8	247.4	246.5	248.2	241.1	240.8	242.5	241.9	241.7	242.2	243.7
5,0°	244.4	244.1	243.7	243.4	243.7	243.8	243.5	243.5	243.6	244.4	242.9	243.3	243.7
7,5°	246.6	247.7	246.9	245.7	247.0	245.5	241.5	243.8	244.8	248.4	246.0	245.9	244.9
10,0°	245.6	248.3	247.7	247.9	246.2	250.6	248.4	250.1	247.4	250.3	248.8	249.1	246.5
12,5°	243.9	244.4	242.6	238.4	240.2	240.7	255.3	255.2	253.1	253.2	253.6	253.2	254.8
15,0°	238.2	232.0	230.8	232.5	229.9	229.1	252.2	252.9	256.6	257.3	258.8	256.3	256.5
17,5°	231.3	225.1	223.8	224.2	226.4	225.9	254.4	257.8	262.8	262.4	261.5	260.8	252.4
20,0°	227.0	220.6	219.2	215.6	213.7	216.0	259.6	259.8	262.9	258.6	258.6	259.9	253.4
22,5°	218.8	212.2	207.8	207.9	206.6	202.9	265.4	266.3	270.8	266.6	259.3	254.2	252.9
25,0°	212.1	207.5	204.6	199.8	202.4	197.5	265.6	266.0	273.9	270.4	263.3	255.8	254.2
27,5°	211.2	212.3	210.7	211.8	207.1	205.8	270.3	274.3	276.4	274.1	268.4	257.4	249.0
30,0°	219.8	217.5	214.8	212.9	212.7	202.9	276.3	274.7	282.2	272.9	265.7	257.4	249.7
32,5°	229.5	224.0	219.5	217.8	213.2	217.3	285.8	282.4	280.8	281.9	267.8	258.2	247.3
35,0°	235.7	227.9	220.7	218.2	210.1	212.9	287.4	285.4	283.4	277.2	264.1	262.2	245.0
37,5°	237.8	229.2	218.5	211.9	208.8	199.7	294.0	287.3	285.9	280.9	267.1	257.6	245.8
40,0°	240.5	229.5	218.1	209.6	206.1	198.9	293.1	290.2	282.7	276.0	264.4	262.3	241.4
42,5°	238.5	224.4	210.4	205.3	196.4	189.0	293.5	290.6	284.0	276.9	270.4	252.9	247.0
45,0°	224.0	203.5	188.9	176.3	169.8	172.8	290.3	294.5	286.0	272.9	265.3	255.5	267.9
47,5°	198.1	177.6	164.7	153.5	143.3	143.4	292.6	292.3	282.5	272.5	269.0	263.4	291.0
50,0°	166.6	147.6	134.5	124.1	119.1	119.4	294.1	292.9	281.3	275.1	282.1	293.8	319.9
52,5°	132.7	117.0	103.6	95.9	88.3	87.7	305.1	291.7	276.2	281.1	312.1	328.9	347.0
55,0°	94.7	83.7	76.4	73.6	70.1	68.4	307.1	295.6	282.4	308.8	346.7	362.2	357.9
57,5°	64.8	61.9	61.2	58.4	60.1	61.8	313.3	295.2	291.2	351.0	393.0	390.4	359.4
60,0°	48.7	48.8	46.1	48.8	49.7	50.8	317.2	296.1	316.7	404.0	421.7	410.2	318.5
62,5°	41.2	40.9	40.8	41.7	41.1	39.0	319.8	306.1	358.3	437.3	452.6	381.6	231.6
65,0°	36.4	33.5	34.6	34.4	33.6	33.1	328.8	317.7	401.2	460.3	465.6	304.9	133.7
67,5°	32.2	30.0	28.9	29.5	27.9	27.6	358.7	357.8	443.3	463.4	378.1	169.4	74.3
70,0°	27.5	26.3	24.9	24.6	22.4	23.1	355.9	381.1	442.5	410.6	254.5	84.1	56.6
72,5°	20.6	20.3	19.8	18.7	18.1	17.2	313.3	374.2	387.2	312.4	127.0	60.6	45.2
75,0°	15.2	13.2	12.7	12.5	12.0	12.0	254.0	298.3	269.9	189.5	58.5	44.3	33.1
77,5°	11.0	8.8	7.7	7.4	7.1	7.0	166.1	166.9	135.4	86.6	37.0	26.6	19.3
80,0°	6.9	6.4	5.1	4.3	4.4	4.3	65.3	52.3	44.1	34.0	21.5	14.3	10.7
82,5°	3.5	3.5	2.6	2.3	2.1	2.1	14.2	11.4	7.8	7.3	5.9	4.4	4.3
85,0°	1.3	1.1	0.8	0.8	0.7	0.8	1.1	1.2	1.2	1.1	1.2	1.2	1.3
87,5°	0.2	0.2	0.2	0.1	0.1	0.1	0.3	0.3	0.3	0.3	0.3	0.3	0.3
90,0°	0.0	0.0	0.0	0.0	0.0	0.0	0.0	0.0	0.0	0.0	0.0	0.0	0.0

## Photometric test report

<b>Family</b> <b>DL® 50 mini LED</b>	<b>Order number: 5XA248V41F08GE</b> <b>EAN: 4058352803912</b>	<b>LP number</b> <b>59397_10</b>
<b>Table of values for luminous intensities</b>		<b>Maximum luminous intensity</b>
		<b>sITeco</b>

C-planes	220° 320°	225° 315°	230° 310°	235° 305°	240° 300°	245° 295°	250° 290°	255° 285°	260° 280°	265° 275°	270°	Phi-zone	Total Phi-zone
γ	Luminous intensity in cd/klm											Luminous flux in lm/klm	
0,0°	241.6	241.6	241.6	241.6	241.6	241.6	241.6	241.6	241.6	241.6	241.6	0.4	0.4
2,5°	244.6	244.6	245.9	244.8	246.3	245.8	247.0	246.8	247.4	246.5	248.2	2.9	3.3
5,0°	242.7	241.3	240.8	239.4	242.2	244.4	244.1	243.7	243.4	243.7	243.8	5.8	9.1
7,5°	245.5	244.8	241.7	245.5	246.9	246.6	247.7	246.9	245.7	247.0	245.5	8.8	17.9
10,0°	245.8	247.1	246.4	244.6	243.4	245.6	248.3	247.7	247.9	246.2	250.6	11.8	29.6
12,5°	257.0	257.2	252.3	246.4	244.3	243.9	244.4	242.6	238.4	240.2	240.7	14.8	44.4
15,0°	253.3	249.0	245.8	242.3	240.2	238.2	232.0	230.8	232.5	229.9	229.1	17.4	61.9
17,5°	248.2	245.7	244.3	234.9	234.4	231.3	225.1	223.8	224.2	226.4	225.9	20.1	82.0
20,0°	249.0	242.8	235.3	229.1	228.7	227.0	220.6	219.2	215.6	213.7	216.0	22.6	104.6
22,5°	248.2	240.5	232.0	228.8	222.0	218.8	212.2	207.8	207.9	206.6	202.9	25.0	129.6
25,0°	247.3	235.1	228.1	218.4	216.8	212.1	207.5	204.6	199.8	202.4	197.5	27.4	157.0
27,5°	240.3	236.6	223.0	218.7	218.2	211.2	212.3	210.7	211.8	207.1	205.8	30.2	187.2
30,0°	237.6	223.0	218.6	222.0	224.8	219.8	217.5	214.8	212.9	212.7	202.9	32.9	220.1
32,5°	233.5	226.8	228.8	232.6	233.7	229.5	224.0	219.5	217.8	213.2	217.3	36.1	256.2
35,0°	233.4	234.6	241.4	244.5	240.2	235.7	227.9	220.7	218.2	210.1	212.9	39.0	295.2
37,5°	242.3	249.7	256.4	254.6	247.1	237.8	229.2	218.5	211.9	208.8	199.7	41.9	337.1
40,0°	249.3	272.3	267.4	266.7	256.9	240.5	229.5	218.1	209.6	206.1	198.9	44.8	381.9
42,5°	267.5	290.3	283.1	270.2	258.2	238.5	224.4	210.4	205.3	196.4	189.0	47.4	429.2
45,0°	291.8	305.0	291.0	268.1	249.1	224.0	203.5	188.9	176.3	169.8	172.8	48.8	478.1
47,5°	314.5	315.2	288.5	252.7	225.7	198.1	177.6	164.7	153.5	143.3	143.4	49.6	527.7
50,0°	330.3	310.0	272.2	233.8	196.6	166.6	147.6	134.5	124.1	119.1	119.4	50.0	577.6
52,5°	330.8	289.8	246.6	198.1	157.6	132.7	117.0	103.6	95.9	88.3	87.7	49.5	627.1
55,0°	313.0	259.8	196.1	148.4	119.6	94.7	83.7	76.4	73.6	70.1	68.4	48.5	675.6
57,5°	276.7	189.0	135.9	100.1	78.7	64.8	61.9	61.2	58.4	60.1	61.8	47.1	722.8
60,0°	199.2	125.8	85.1	65.2	57.1	48.7	48.8	46.1	48.8	49.7	50.8	45.5	768.2
62,5°	126.1	79.6	56.8	48.4	45.3	41.2	40.9	40.8	41.7	41.1	39.0	43.6	811.9
65,0°	76.8	55.9	46.9	38.8	36.2	36.4	33.5	34.6	34.4	33.6	33.1	41.7	853.6
67,5°	53.7	46.6	40.0	32.3	30.7	32.2	30.0	28.9	29.5	27.9	27.6	39.4	892.9
70,0°	44.6	38.2	32.4	29.1	27.5	27.5	26.3	24.9	24.6	22.4	23.1	35.6	928.5
72,5°	34.7	31.0	27.0	22.4	21.2	20.6	20.3	19.8	18.7	18.1	17.2	29.6	958.2
75,0°	23.8	23.3	20.4	17.3	15.0	15.2	13.2	12.7	12.5	12.0	12.0	21.6	979.7
77,5°	16.2	16.9	14.8	13.2	12.8	11.0	8.8	7.7	7.4	7.1	7.0	12.8	992.6
80,0°	10.7	10.0	9.3	8.0	7.9	6.9	6.4	5.1	4.3	4.4	4.3	5.5	998.1
82,5°	4.9	5.0	4.9	4.0	4.1	3.5	3.5	2.6	2.3	2.1	2.1	1.5	999.6
85,0°	1.4	1.7	1.5	1.4	1.1	1.3	1.1	0.8	0.8	0.7	0.8	0.3	999.9
87,5°	0.3	0.3	0.2	0.2	0.2	0.2	0.2	0.2	0.1	0.1	0.1	0.1	1000.0
90,0°	0.0	0.0	0.0	0.0	0.0	0.0	0.0	0.0	0.0	0.0	0.0	0.0	1000.0

## Photometric test report

<b>Family</b> DL® 50 mini LED	<b>Order number: 5XA248V41F08GE</b> <b>EAN: 4058352803912</b>	<b>LP number</b> 59397_10
----------------------------------	--	------------------------------

<b>Dimming levels table</b>	environmental temperature: 25°C	<b>siteco</b>
-----------------------------	---------------------------------	---------------

Luminous flux %	Dimming level linear	Dimming level logarithmic	Luminous flux [lm]	Power consumption [W]	Power consumption [W]	Power consumption [W]
				start of lifetime	end of lifetime	average
100	254	254	5190	31.2	32.2	31.7
95	241	252	4924	29.5	30.4	30.0
90	229	250	4679	27.9	28.7	28.3
85	216	248	4414	26.1	26.9	26.5
80	203	246	4148	24.3	25.2	24.8
75	190	243	3882	22.7	23.4	23.0
70	178	241	3637	21.2	21.9	21.5
65	165	238	3371	19.6	20.2	19.9
60	152	235	3106	18.0	18.6	18.3
55	140	232	2861	16.6	17.0	16.8
50	127	229	2595	15.1	15.5	15.3
45	114	225	2329	13.6	14.0	13.8
40	102	221	2084	12.2	12.6	12.4
35	89	216	1819	10.8	11.1	11.0
30	76	210	1553	9.3	9.6	9.4
25	63	203	1287	7.9	8.1	8.0
20	51	195	1042	6.8	6.9	6.8
15	38	184	776	5.5	5.6	5.6
11	29	175	593	4.5	4.6	4.6