

## Photometric test report

**Family**  
**Licross® Spot 31**

**Order number: 51SL137A45B**  
**EAN: 4058352863602**

**LP number**  
**59382\_14**



**Version** reflector, cover, polycarbonate, medium distribution, luminaire housing, aluminium, white

**Lamps** LED 4000 K | CRI ≥ 90

**Controlgear** ECG Multilumen

**Setting** factory setting: DIP-Step=7

**Rated values** Net luminous flux = 5190 lm  
Power consumption = 42.6 W  
Luminous efficacy = 121.8 lm/W

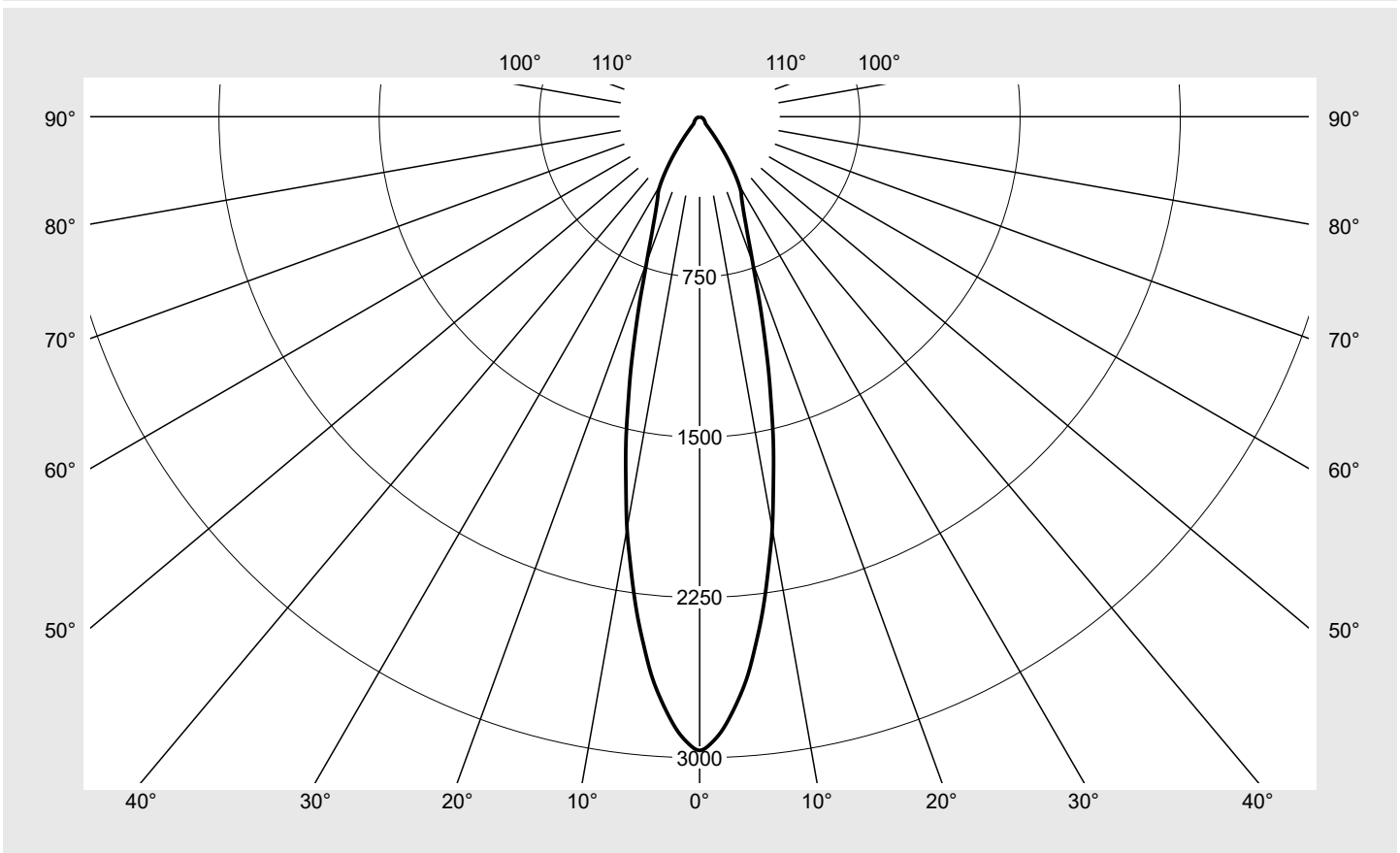
**serial**  
**documentation**  
**12.07.2023**

**sitEco**

**Luminous intensity in cd/klm**

**C180-0**

**Imax: 2966 cd/klm**



### Classifications

DIN 5040 A 7 0  
CIE N1=92 N2=97 N3=99  
N4=100 N5=100

### Luminaire light output ratios

$\eta_{LB}$  100.0%  
 $\phi_u$  100.0%  
 $\phi_o$  0.0%

### Measurement conditions

DIN EN 13032 and DIN 5032

## Photometric test report

Family <b>Licross® Spot 31</b>	Order number: <b>51SL137A45B</b> EAN: <b>4058352863602</b>	LP number <b>59382_14</b>
<b>Table of values for luminous intensities</b>		<b>Maximum luminous intensity</b>
		<b>sITeco</b>

C-planes	0°	Phi-zone	Total Phi-zone
$\gamma$	Luminous intensity in cd/klm		Luminous flux in lm/klm
0°	2966.0	0.7	0.7
1°	2935.3	5.6	6.3
2°	2880.8	11.0	17.4
3°	2803.7	16.1	33.4
4°	2715.9	20.8	54.2
5°	2615.6	25.0	79.2
6°	2492.2	28.6	107.8
7°	2367.9	31.6	139.4
8°	2231.3	34.1	173.5
9°	2091.5	35.9	209.4
10°	1957.8	37.3	246.6
11°	1804.9	37.8	284.4
12°	1664.3	37.9	322.4
13°	1528.2	37.7	360.1
14°	1383.5	36.7	396.8
15°	1255.3	35.6	432.4
16°	1127.0	34.1	466.5
17°	1009.5	32.4	498.8
18°	903.9	30.6	529.4
19°	802.9	28.7	558.1
20°	726.0	27.2	585.3
21°	660.5	26.0	611.3
22°	603.1	24.8	636.1
23°	558.2	23.9	660.0
24°	518.6	23.1	683.1
25°	485.6	22.5	705.6
26°	458.6	22.0	727.7
27°	434.7	21.6	749.3
28°	416.1	21.4	770.7
29°	397.5	21.1	791.9
30°	368.6	20.2	812.1
31°	335.4	18.9	831.0
32°	298.6	17.4	848.4
33°	261.5	15.6	864.0
34°	225.0	13.8	877.8
35°	185.8	11.7	889.5
36°	149.8	9.7	899.1
37°	117.2	7.7	906.9
38°	85.2	5.8	912.6
39°	61.6	4.2	916.9
40°	45.9	3.2	920.1
41°	41.9	3.0	923.1
42°	40.0	2.9	926.1
43°	37.9	2.8	928.9
44°	37.0	2.8	931.7
45°	36.2	2.8	934.5
46°	35.1	2.8	937.3

C-planes	0°	Phi-zone	Total Phi-zone
$\gamma$	Luminous intensity in cd/klm		Luminous flux in lm/klm
47°	33.8	2.7	940.0
48°	32.6	2.7	942.7
49°	31.6	2.6	945.3
50°	30.5	2.6	947.8
51°	29.3	2.5	950.3
52°	28.6	2.5	952.8
53°	27.2	2.4	955.2
54°	26.0	2.3	957.5
55°	25.2	2.3	959.7
56°	24.0	2.2	961.9
57°	22.7	2.1	964.0
58°	22.0	2.0	966.1
59°	20.9	2.0	968.0
60°	20.3	1.9	970.0
61°	19.0	1.8	971.8
62°	18.6	1.8	973.6
63°	17.5	1.7	975.3
64°	16.9	1.7	977.0
65°	16.1	1.6	978.6
66°	15.7	1.6	980.1
67°	14.9	1.5	981.6
68°	14.5	1.5	983.1
69°	13.8	1.4	984.5
70°	13.7	1.4	985.9
71°	12.9	1.3	987.3
72°	12.3	1.3	988.6
73°	11.8	1.2	989.8
74°	11.2	1.2	991.0
75°	10.5	1.1	992.1
76°	9.7	1.0	993.1
77°	8.3	0.9	994.0
78°	7.2	0.8	994.8
79°	6.7	0.7	995.5
80°	6.4	0.7	996.2
81°	5.7	0.6	996.8
82°	5.0	0.5	997.3
83°	4.7	0.5	997.9
84°	4.0	0.4	998.3
85°	3.5	0.4	998.7
86°	3.2	0.4	999.0
87°	2.7	0.3	999.3
88°	2.6	0.3	999.6
89°	2.4	0.3	999.9
90°	2.4	0.3	1000.1

## Photometric test report

Family <b>Licross® Spot 31</b>	Order number: <b>51SL137A45B</b> EAN: <b>4058352863602</b>	LP number <b>59382_14</b>
-----------------------------------	---	------------------------------

<b>UGR-Table</b>	<b>Standard room</b>	<b>siteco</b>
------------------	----------------------	---------------

Reflection factor of ceiling	0.7	0.7	0.5	0.5	0.3	0.7	0.7	0.5	0.5	0.3	
Reflection factor of walls	0.5	0.3	0.5	0.3	0.3	0.5	0.3	0.5	0.3	0.3	
Reflection factor of floor	0.2	0.2	0.2	0.2	0.2	0.2	0.2	0.2	0.2	0.2	
Room dimensions	View crosswise (C0)					View endwise (C90)					
x	y										
2H	2H	22.3	23.4	22.7	23.7	24.0	22.3	23.4	22.7	23.7	24.0
	3H	23.0	24.0	23.4	24.3	24.7	23.0	24.0	23.4	24.3	24.7
	4H	23.5	24.3	23.9	24.7	25.1	23.5	24.3	23.9	24.7	25.1
	6H	23.8	24.6	24.2	24.9	25.3	23.8	24.6	24.2	24.9	25.3
	8H	24.0	24.7	24.4	25.0	25.4	24.0	24.7	24.4	25.0	25.4
	12H	24.1	24.7	24.6	25.1	25.5	24.1	24.7	24.6	25.1	25.5
4H	2H	22.5	23.4	22.9	23.7	24.1	22.5	23.4	22.9	23.7	24.1
	3H	23.4	24.2	23.9	24.5	25.0	23.4	24.2	23.9	24.5	25.0
	4H	24.0	24.7	24.5	25.1	25.5	24.0	24.7	24.5	25.1	25.5
	6H	24.4	25.0	24.9	25.4	25.9	24.4	25.0	24.9	25.4	25.9
	8H	24.7	25.1	25.1	25.6	26.1	24.7	25.1	25.1	25.6	26.1
	12H	24.8	25.2	25.3	25.7	26.2	24.8	25.2	25.3	25.7	26.2
8H	4H	24.2	24.7	24.7	25.1	25.6	24.2	24.7	24.7	25.1	25.6
	6H	24.8	25.1	25.3	25.6	26.1	24.8	25.1	25.3	25.6	26.1
	8H	25.0	25.4	25.5	25.9	26.4	25.0	25.4	25.5	25.9	26.4
	12H	25.3	25.6	25.8	26.1	26.6	25.3	25.6	25.8	26.1	26.6
12H	4H	24.2	24.6	24.7	25.1	25.6	24.2	24.6	24.7	25.1	25.6
	6H	24.8	25.1	25.3	25.6	26.2	24.8	25.1	25.3	25.6	26.2
	8H	25.1	25.4	25.6	25.9	26.4	25.1	25.4	25.6	25.9	26.4

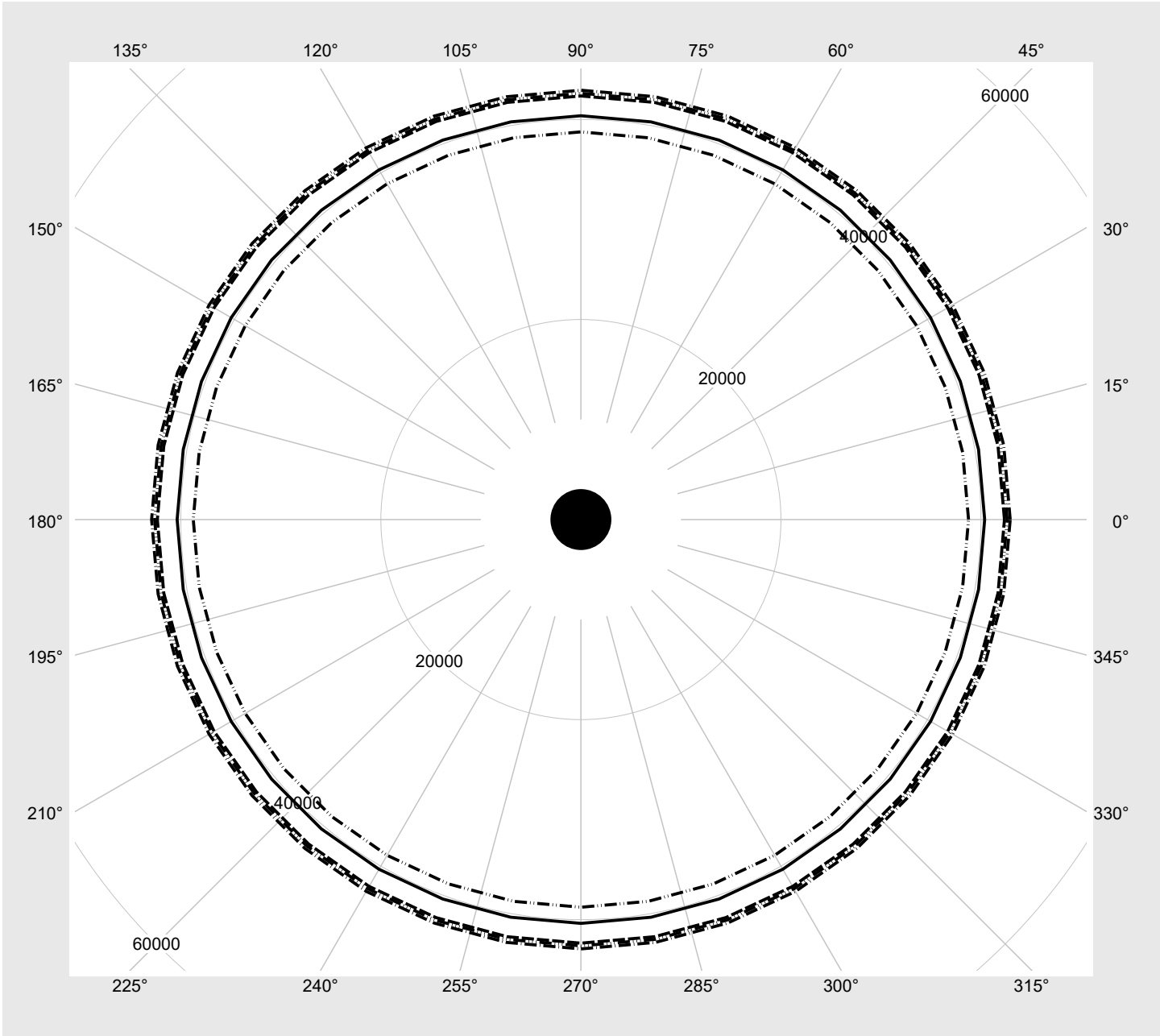
<b>Luminance table</b>	<b>Max. for <math>\gamma \geq 65^\circ</math></b>	<b>Photometric dimensions in mm: D = 79</b>
------------------------	---	---

<b>C-planes</b>	<b>0°</b>
$\gamma$	<b>Luminance in cd/m<sup>2</sup></b>
45°	54182.0
50°	50171.5
55°	46476.8
60°	42998.8
65°	40369.3
70°	42347.3
75°	42922.5
80°	38755.8
85°	42617.4

**Photometric test report**


<b>Family</b> <b>Licross® Spot 31</b>	<b>Order number: 51SL137A45B</b> <b>EAN: 4058352863602</b>	<b>LP number</b> <b>59382_14</b>
--	---	-------------------------------------

**Luminance values in cd/m<sup>2</sup>**     γ 65°   γ 70°   γ 75°   γ 80°   γ 85°     **siteco**



### Photometric test report

<b>Family</b> <b>Licross® Spot 31</b>	<b>Order number: 51SL137A45B</b> <b>EAN: 4058352863602</b>	<b>LP number</b> <b>59382_14</b>
--	---	-------------------------------------

<b>Multilumen Table</b>	environmental temperature: 25°C	
-------------------------	---------------------------------	---

DIP-Step	Switch Setting			Luminous flux [lm]	Power consumption [W]
	1	2	3		
7	ON	ON	ON	5190	42.6
6	OFF	ON	ON	4980	40.5
5	ON	OFF	ON	4780	38.4
4	OFF	OFF	ON	4540	36.3
3	ON	ON	OFF	4360	34.3
2	OFF	ON	OFF	4130	32.2
1	ON	OFF	OFF	3880	30.2
0	OFF	OFF	OFF	3680	28.2