
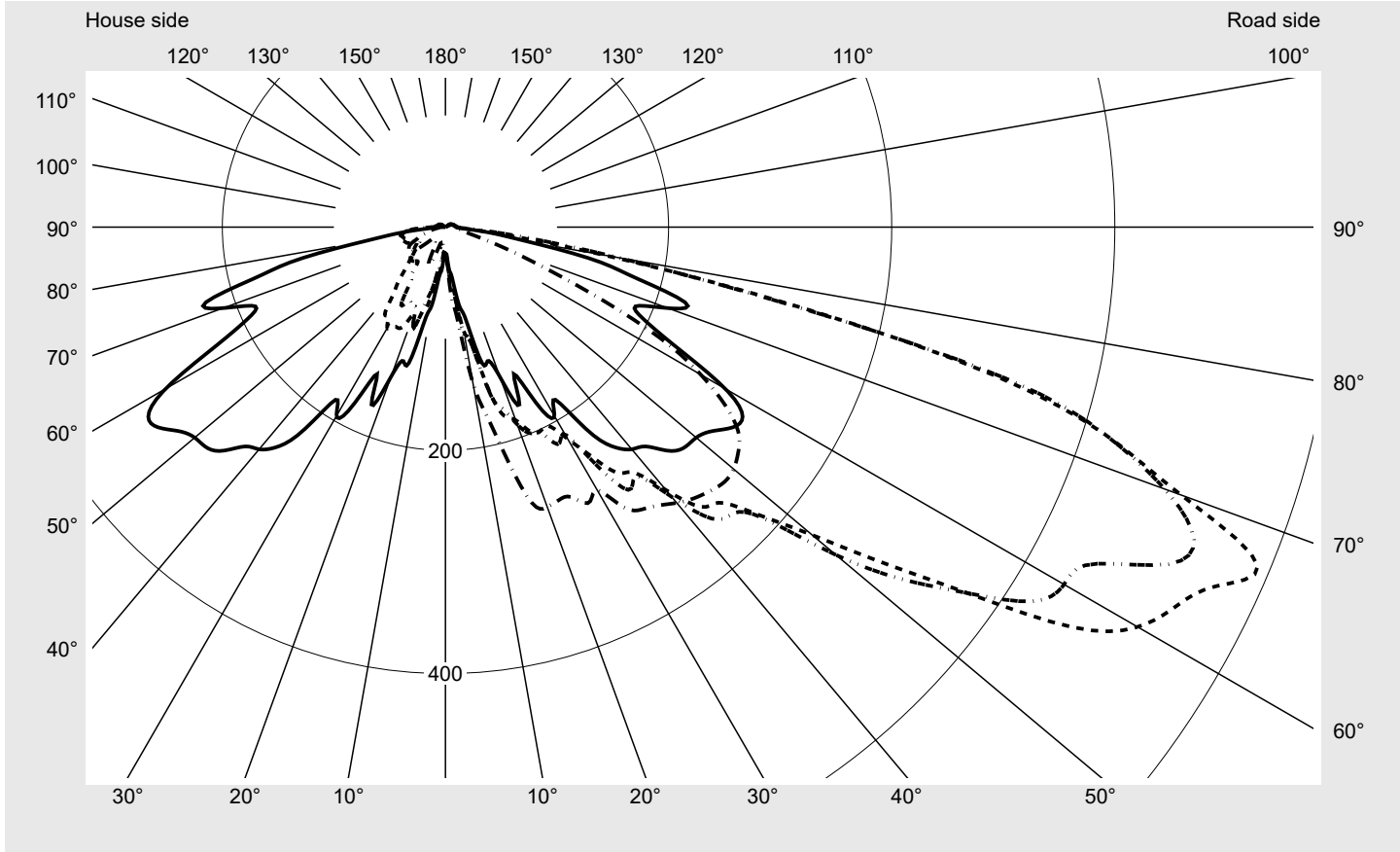


# Photometric test report

<b>Family</b> <b>MUSHROOM LUMINAIRE LED</b>	<b>Order number: 5XA5235EU14H000022</b> <b>EAN: 4058352023846</b>	<b>LP number</b> <b>57119_58</b>												
	<table border="0"> <tr> <td><b>Version</b></td> <td>post-top- or mounting to wall arm, Smart Interface down</td> </tr> <tr> <td><b>Optic</b></td> <td>direct, symmetric wide distribution S120002</td> </tr> <tr> <td><b>Cover</b></td> <td>cover transparent, PMMA</td> </tr> <tr> <td><b>Lamps</b></td> <td>LED 3000 K   CRI ≥ 70</td> </tr> <tr> <td><b>Controlgear</b></td> <td>EVG SITECO iQ - Smart Interface</td> </tr> <tr> <td><b>Rated values</b></td> <td>Net luminous flux = 1550 lm Power consumption = 10.7 W Luminous efficacy = 144.9 lm/W</td> </tr> </table>	<b>Version</b>	post-top- or mounting to wall arm, Smart Interface down	<b>Optic</b>	direct, symmetric wide distribution S120002	<b>Cover</b>	cover transparent, PMMA	<b>Lamps</b>	LED 3000 K   CRI ≥ 70	<b>Controlgear</b>	EVG SITECO iQ - Smart Interface	<b>Rated values</b>	Net luminous flux = 1550 lm Power consumption = 10.7 W Luminous efficacy = 144.9 lm/W	<b>serial documentation</b> <b>11.10.2023</b>  
<b>Version</b>	post-top- or mounting to wall arm, Smart Interface down													
<b>Optic</b>	direct, symmetric wide distribution S120002													
<b>Cover</b>	cover transparent, PMMA													
<b>Lamps</b>	LED 3000 K   CRI ≥ 70													
<b>Controlgear</b>	EVG SITECO iQ - Smart Interface													
<b>Rated values</b>	Net luminous flux = 1550 lm Power consumption = 10.7 W Luminous efficacy = 144.9 lm/W													

**Luminous intensity in cd/klm** C180-0 C205-25 C210-30 C270-90 **Imax: 787 cd/klm**



**Luminaire output ratios**

Eta	100.0%
Eta 0° - 90°	97.5%
Eta 90° - 180°	2.5%

**Luminous intensity class acc. to EN13201-2**

Class:	G1
Imax 70°	701.7
Imax 80°	157.7
Imax 90°	12.5
Imax >90°	10.9
Imax >95°	8.6

**Measurement conditions**

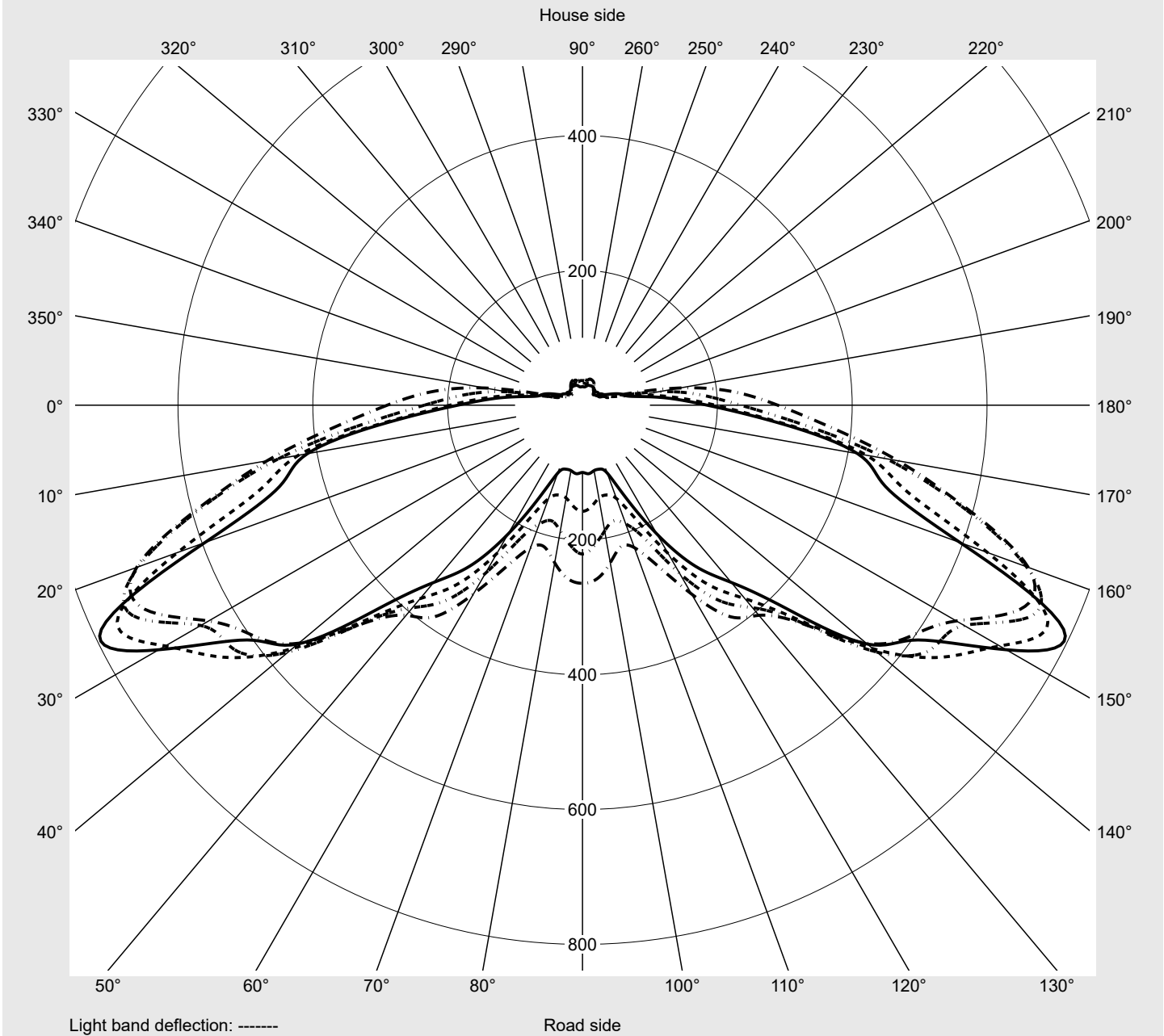
DIN EN 13032 and DIN 5032

**Photometric test report**

<b>Family</b> <b>MUSHROOM LUMINAIRE LED</b>	<b>Order number: 5XA5235EU14H000022</b> <b>EAN: 4058352023846</b>	<b>LP number</b> <b>57119_58</b>
--	--	-------------------------------------



**Envelope curve in cd/klm**      **KMK 67.5°**    **KMK 65°**    **KMK 62.5°**    **KMK 60°**



## Photometric test report

<b>Family</b> <b>MUSHROOM LUMINAIRE LED</b>	<b>Order number: 5XA5235EU14H000022</b> <b>EAN: 4058352023846</b>	<b>LP number</b> <b>57119_58</b>
<b>Table of values for luminous intensities</b>		<b>Maximum luminous intensity</b>
		<b>siteco</b>

C-planes	0° 180°	5° 175°	10° 170°	15° 165°	20° 160°	25° 155°	30° 150°	35° 145°	40° 140°	45° 135°	50° 130°	55° 125°	60° 120°
γ	Luminous intensity in cd/klm												
0,0°	26.5	26.5	26.5	26.5	26.5	26.5	26.5	26.5	26.5	26.5	26.5	26.5	26.5
2,5°	24.6	25.6	26.9	28.5	30.1	30.7	31.0	31.4	31.7	31.4	31.7	31.7	31.7
5,0°	38.4	42.6	46.1	47.7	45.8	46.7	45.1	42.2	40.6	41.3	44.2	48.6	52.2
7,5°	46.1	49.9	54.7	54.1	54.1	56.6	60.8	65.6	71.7	74.6	81.0	79.0	81.3
10,0°	71.7	77.8	78.1	77.1	86.7	95.0	100.2	101.4	99.2	100.8	106.6	109.8	120.0
12,5°	85.4	86.1	86.7	98.2	103.0	105.3	106.6	113.3	119.4	127.0	137.3	148.1	156.8
15,0°	125.4	118.4	115.2	123.8	133.1	152.9	154.5	176.0	184.6	195.8	182.7	183.0	184.9
17,5°	125.8	139.8	149.4	152.3	166.7	177.9	170.9	173.4	185.6	183.3	195.8	196.8	210.5
20,0°	142.7	159.7	165.1	178.9	190.4	184.0	188.1	192.0	183.3	185.9	202.5	206.1	218.2
22,5°	172.8	179.8	183.7	190.1	196.8	198.1	200.0	215.3	199.3	193.9	205.1	222.7	236.5
25,0°	145.3	165.4	180.5	186.9	196.5	201.6	203.5	211.8	200.6	200.0	206.4	222.4	236.8
27,5°	180.8	189.1	186.5	203.8	206.1	200.9	219.2	243.8	240.9	232.9	226.2	230.7	253.1
30,0°	195.2	206.7	220.1	227.8	222.7	219.2	214.4	224.0	242.5	260.1	259.2	255.7	264.6
32,5°	183.3	188.8	213.1	220.8	228.5	243.5	254.4	262.1	270.7	294.7	303.7	297.6	295.3
35,0°	222.7	231.7	251.8	256.0	250.5	268.8	287.3	291.5	290.2	302.7	325.7	329.3	316.5
37,5°	248.3	258.9	274.2	280.9	276.5	277.1	281.3	308.1	327.7	328.9	338.9	358.4	352.0
40,0°	259.8	258.9	273.9	279.3	306.9	307.5	315.5	325.7	351.3	369.6	365.1	371.8	376.0
42,5°	266.5	270.4	277.1	290.5	315.8	340.1	354.5	365.7	364.5	389.7	394.2	384.0	390.7
45,0°	283.5	286.1	309.4	327.0	343.0	349.1	363.5	400.3	405.1	402.5	415.0	400.6	393.9
47,5°	291.5	298.9	354.9	371.5	384.3	382.1	385.6	420.4	442.5	430.0	426.2	418.5	399.7
50,0°	293.4	310.7	415.3	416.9	443.5	429.1	456.9	466.8	457.6	436.8	437.1	417.2	391.3
52,5°	300.5	324.5	411.2	444.8	491.2	493.7	519.3	525.7	472.0	444.1	443.5	425.6	387.8
55,0°	313.3	347.8	415.6	479.0	558.7	572.1	571.8	554.8	502.0	448.3	437.1	422.0	373.7
57,5°	315.8	374.4	448.9	541.4	647.0	667.5	624.0	576.0	526.4	458.2	427.2	411.8	355.8
60,0°	289.6	368.0	475.2	589.1	703.6	716.4	640.3	596.1	549.4	456.9	407.0	383.3	323.5
62,5°	234.5	327.7	457.9	583.3	700.7	737.2	653.7	631.3	569.9	454.0	392.3	353.9	288.0
65,0°	196.8	294.1	427.8	499.8	639.3	761.5	714.5	651.8	561.9	448.0	374.7	324.8	254.1
67,5°	184.9	288.0	414.4	464.9	596.1	787.5	725.7	607.3	551.3	425.6	343.3	291.5	220.8
70,0°	212.1	310.7	428.1	478.0	559.0	701.7	686.0	571.8	495.3	389.7	309.1	260.1	186.5
72,5°	225.9	333.4	405.7	458.5	540.4	621.7	621.4	506.8	396.1	325.4	257.6	214.1	148.5
75,0°	177.6	289.6	353.3	400.3	487.6	502.7	513.2	375.7	269.7	222.1	206.4	183.3	128.0
77,5°	137.6	205.1	232.0	274.5	312.9	308.5	300.5	217.9	173.4	154.9	165.7	166.4	116.8
80,0°	76.2	87.7	108.2	148.5	150.1	145.3	157.7	139.2	118.4	93.1	79.4	81.0	51.5
82,5°	44.5	49.6	56.0	81.9	69.4	55.7	75.5	90.6	75.8	50.6	33.6	26.9	18.9
85,0°	18.9	20.8	22.4	26.9	24.0	22.7	33.9	35.5	25.0	21.1	14.7	13.8	13.4
87,5°	11.2	11.2	11.5	11.5	11.5	11.8	11.8	12.2	11.5	11.5	11.8	11.8	11.8
90,0°	10.2	10.2	10.2	10.2	10.2	10.9	10.9	10.9	10.9	10.9	11.2	11.2	11.2
92,5°	9.3	9.3	9.6	9.6	9.9	9.9	9.9	10.2	10.2	10.6	10.6	10.6	10.6
95,0°	9.3	9.0	9.0	9.3	9.3	9.3	9.6	9.6	9.6	9.3	9.3	9.0	9.0
97,5°	8.0	8.3	8.6	8.6	8.6	8.6	8.6	8.6	8.6	8.6	8.6	8.6	8.3
100,0°	7.7	8.0	8.0	8.0	8.0	8.0	8.3	8.0	8.0	8.0	8.0	8.0	8.0
102,5°	7.4	7.7	7.7	8.0	8.0	8.0	8.0	8.0	7.7	7.7	8.0	7.7	7.7
105,0°	7.0	7.4	7.4	7.4	7.4	7.7	7.4	7.7	7.7	7.7	7.7	7.7	7.7
107,5°	6.4	7.0	7.0	7.0	7.0	7.0	7.0	7.0	7.0	7.0	7.0	7.0	7.0
110,0°	6.4	6.4	6.4	6.7	6.7	6.7	6.7	6.7	6.7	6.7	7.0	7.0	7.0
112,5°	5.8	5.8	6.4	6.4	6.4	6.4	6.4	6.4	6.4	6.4	6.4	6.4	6.4

## Photometric test report

<b>Family</b> <b>MUSHROOM LUMINAIRE LED</b>	<b>Order number: 5XA5235EU14H000022</b> <b>EAN: 4058352023846</b>	<b>LP number</b> <b>57119_58</b>
<b>Table of values for luminous intensities</b>		<b>Maximum luminous intensity</b>
		<b>siteco</b>

C-planes	65° 115°	70° 110°	75° 105°	80° 100°	85° 95°	90°	185° 355°	190° 350°	195° 345°	200° 340°	205° 335°	210° 330°	215° 325°
$\gamma$	Luminous intensity in cd/klm												
0,0°	26.5	26.5	26.5	26.5	26.5	26.5	26.5	26.5	26.5	26.5	26.5	26.5	26.5
2,5°	31.7	31.7	31.4	31.0	30.4	30.1	24.0	23.4	23.4	23.7	23.7	23.7	23.4
5,0°	55.7	59.8	62.4	64.3	63.7	63.4	36.5	35.5	30.7	28.8	26.9	24.0	24.6
7,5°	79.7	82.2	84.5	87.7	85.4	84.5	44.8	46.1	47.7	46.7	42.2	34.9	29.8
10,0°	123.5	133.8	138.6	142.7	143.7	142.1	62.4	48.6	41.0	38.4	39.7	43.2	46.1
12,5°	169.9	167.7	168.9	169.9	168.9	174.7	93.1	92.5	102.1	92.8	69.8	58.6	42.2
15,0°	193.6	200.0	204.8	215.0	217.9	217.6	106.9	95.4	86.7	75.2	76.8	72.6	65.0
17,5°	216.6	227.8	244.8	251.5	258.2	259.8	121.3	113.3	108.8	96.6	93.1	94.7	82.6
20,0°	221.4	228.8	244.5	258.9	263.7	266.9	135.0	124.8	101.4	106.2	84.2	78.7	65.6
22,5°	242.9	240.6	249.9	259.2	261.1	264.9	144.3	136.0	128.0	103.4	94.4	77.1	60.2
25,0°	241.9	248.6	257.9	266.9	268.5	266.9	138.6	127.0	125.8	116.2	99.8	73.9	58.2
27,5°	264.0	262.1	262.7	269.7	274.2	278.4	160.0	136.0	116.2	111.0	100.5	76.2	56.0
30,0°	281.6	287.3	282.9	279.0	276.8	272.0	182.4	157.7	131.8	114.2	104.3	79.0	46.4
32,5°	307.5	301.7	288.0	288.0	292.5	297.6	168.6	151.7	127.0	112.6	95.4	58.2	35.5
35,0°	315.5	324.5	309.4	303.7	302.4	308.5	206.4	162.5	136.0	119.0	94.7	54.4	33.6
37,5°	338.9	335.3	316.8	309.1	312.0	314.2	218.9	181.7	141.1	121.9	78.1	42.2	36.2
40,0°	349.7	342.1	319.0	317.7	322.5	322.5	229.1	183.3	146.2	120.0	67.8	39.7	35.8
42,5°	365.4	344.3	324.5	325.4	331.2	329.6	248.3	188.8	152.0	114.2	57.0	41.3	37.8
45,0°	377.6	346.9	329.6	331.8	336.9	334.7	279.3	208.9	152.6	102.7	48.3	42.6	38.1
47,5°	379.2	342.7	331.8	334.7	339.5	338.5	284.8	215.3	157.7	85.4	43.2	41.6	37.1
50,0°	368.3	332.1	327.0	332.8	337.3	337.3	282.9	206.4	158.1	66.2	40.6	37.8	33.6
52,5°	349.4	313.6	315.2	323.5	331.5	330.9	288.3	203.5	152.3	50.9	37.1	34.2	30.7
55,0°	323.5	285.7	290.9	304.6	317.7	320.6	292.5	201.9	137.6	41.9	34.2	30.7	28.2
57,5°	288.9	256.9	259.2	273.9	290.9	297.6	279.3	179.5	96.0	42.9	32.0	28.8	25.9
60,0°	262.4	224.9	217.9	237.4	257.9	264.3	225.9	146.9	61.1	41.3	29.8	26.9	25.0
62,5°	218.5	187.5	177.6	189.4	208.3	220.8	176.0	114.6	48.3	36.5	29.4	26.9	25.3
65,0°	185.6	147.5	137.9	139.8	151.0	157.4	136.0	85.8	49.6	40.0	32.6	29.8	26.9
67,5°	150.4	107.2	98.2	98.6	102.1	99.8	124.2	75.2	61.4	49.3	37.1	33.3	29.8
70,0°	123.2	80.6	60.2	60.8	62.7	62.7	140.2	81.9	66.2	47.4	38.4	34.6	33.3
72,5°	95.0	64.0	37.4	35.2	34.2	36.5	133.4	82.2	62.4	43.2	41.0	36.2	34.9
75,0°	70.4	40.3	26.9	23.4	22.1	21.8	83.5	63.7	53.8	41.0	42.9	38.4	37.4
77,5°	54.1	24.3	20.2	18.2	17.3	17.3	71.4	52.2	46.4	42.2	40.0	39.4	39.7
80,0°	26.6	17.0	15.4	14.7	14.7	14.7	50.9	45.1	43.8	41.6	40.0	41.0	41.9
82,5°	14.7	13.1	12.8	12.2	12.2	12.2	34.6	34.6	36.2	35.8	37.8	37.4	40.0
85,0°	12.8	12.2	11.5	10.9	10.9	10.9	17.9	20.8	27.8	33.9	35.5	32.6	36.5
87,5°	11.5	11.5	10.9	10.2	9.9	9.6	11.5	12.2	14.4	19.5	22.4	20.2	25.0
90,0°	11.2	10.9	10.9	10.2	9.6	9.6	9.9	9.9	10.6	12.5	12.5	12.2	11.8
92,5°	10.9	10.9	10.2	9.6	9.3	9.0	8.6	8.3	8.0	7.7	7.4	7.0	6.4
95,0°	9.0	9.0	8.6	8.6	8.6	8.3	8.3	8.0	7.7	7.4	7.0	6.4	6.4
97,5°	8.3	8.3	8.3	8.3	8.3	8.3	8.0	7.7	7.4	7.0	6.4	6.4	5.8
100,0°	8.0	8.0	8.0	8.0	7.7	7.7	7.4	7.4	7.0	6.7	6.4	6.1	5.8
102,5°	7.7	7.7	7.7	7.7	7.7	7.7	7.4	7.0	6.7	6.4	6.4	5.8	5.8
105,0°	7.7	7.7	7.7	7.4	7.7	7.7	7.0	6.4	6.4	6.1	5.8	5.4	5.1
107,5°	7.0	7.0	7.0	7.0	7.0	7.0	6.4	6.4	5.8	5.8	5.8	5.1	5.1
110,0°	7.0	7.0	7.0	7.0	7.0	6.4	6.1	5.8	5.8	5.1	5.1	5.1	4.5
112,5°	6.4	6.4	6.4	6.4	6.4	5.1	5.8	5.8	5.4	5.1	5.1	4.5	4.5

## Photometric test report

<b>Family</b> <b>MUSHROOM LUMINAIRE LED</b>	<b>Order number: 5XA5235EU14H000022</b> <b>EAN: 4058352023846</b>	<b>LP number</b> <b>57119_58</b>
<b>Table of values for luminous intensities</b>		<b>Maximum luminous intensity</b>
		<b>siteco</b>

C-planes	220° 320°	225° 315°	230° 310°	235° 305°	240° 300°	245° 295°	250° 290°	255° 285°	260° 280°	265° 275°	270°	Phi-zone	Total Phi-zone
γ	Luminous intensity in cd/klm											Luminous flux in lm/klm	
0,0°	26.5	26.5	26.5	26.5	26.5	26.5	26.5	26.5	26.5	26.5	26.5	0.0	0.0
2,5°	23.4	23.7	24.3	25.6	26.2	26.6	26.6	25.6	24.6	24.0	23.7	0.3	0.4
5,0°	24.0	24.6	24.0	23.4	21.4	20.2	18.6	17.9	17.6	17.3	16.6	0.9	1.3
7,5°	28.8	30.4	33.3	32.3	30.1	25.9	22.4	19.8	17.9	16.3	16.0	1.8	3.1
10,0°	41.9	40.0	41.3	38.4	31.7	22.4	17.9	16.6	17.0	15.0	13.4	3.4	6.5
12,5°	35.5	41.6	49.6	44.2	35.8	24.3	18.9	16.6	16.3	16.6	17.9	5.4	11.9
15,0°	56.0	45.8	47.0	38.7	39.4	35.5	27.2	18.6	16.6	15.7	16.0	8.1	20.0
17,5°	74.6	56.3	45.4	42.2	33.6	29.8	30.4	28.8	23.0	18.9	16.0	10.7	30.6
20,0°	54.7	44.8	41.0	39.0	35.8	31.4	30.7	26.9	23.0	25.3	25.6	12.5	43.2
22,5°	44.8	33.6	31.4	30.7	29.4	28.5	28.8	29.4	29.4	31.7	34.6	14.7	57.9
25,0°	40.0	28.2	25.3	25.0	25.3	25.6	29.4	34.6	35.8	37.1	35.8	16.2	74.1
27,5°	36.2	26.9	22.7	22.1	21.1	21.8	23.4	26.6	28.5	27.8	25.6	18.7	92.8
30,0°	32.3	27.2	23.7	21.8	20.5	20.5	20.8	20.2	21.1	20.2	19.8	21.4	114.2
32,5°	31.0	28.2	23.0	21.8	20.2	19.8	19.2	18.6	18.2	17.3	18.6	24.0	138.1
35,0°	29.4	26.2	23.7	21.8	20.2	18.9	18.2	18.2	16.6	16.0	16.6	27.8	165.9
37,5°	31.7	26.9	22.4	21.1	20.2	18.9	18.2	17.6	15.7	15.7	16.0	31.1	197.0
40,0°	31.7	28.5	24.0	21.1	19.2	17.9	17.0	17.0	15.7	15.4	15.4	34.3	231.3
42,5°	33.0	28.2	23.7	21.8	19.8	18.6	17.3	16.6	15.4	14.7	14.7	37.6	269.0
45,0°	33.3	28.2	23.7	21.4	20.5	18.9	17.9	16.6	15.4	14.7	14.7	41.2	310.2
47,5°	32.3	27.8	24.0	23.7	24.0	22.7	20.8	18.6	16.0	14.7	14.7	44.9	355.1
50,0°	30.1	25.9	24.3	27.2	30.1	29.8	28.2	26.6	23.7	22.7	23.0	48.7	403.8
52,5°	27.2	24.6	25.3	30.4	33.9	35.2	35.8	35.5	32.6	33.0	33.3	52.0	455.8
55,0°	25.3	24.3	25.6	31.4	36.5	38.7	40.3	39.4	38.4	40.0	39.7	54.9	510.8
57,5°	24.3	23.7	25.6	31.4	35.8	39.0	41.0	41.3	39.0	39.4	39.0	57.4	568.2
60,0°	22.7	22.4	24.6	30.1	34.9	38.4	40.0	40.0	37.4	38.4	37.8	57.6	625.8
62,5°	23.7	22.4	25.9	29.4	33.9	36.8	38.1	38.4	35.5	36.5	36.5	55.9	681.6
65,0°	25.6	24.3	25.9	28.2	32.0	33.3	33.9	33.9	32.3	32.6	32.6	53.2	734.8
67,5°	29.4	27.8	28.5	29.8	31.0	31.4	31.0	30.4	28.2	27.2	27.5	50.8	785.7
70,0°	34.9	30.7	30.1	30.4	28.8	26.9	26.2	25.6	24.3	24.3	25.0	48.3	833.9
72,5°	35.2	33.6	32.6	32.0	26.9	22.4	21.1	20.8	20.5	20.2	19.8	43.9	877.9
75,0°	36.2	37.8	35.5	33.3	24.6	18.2	17.6	17.0	17.0	16.3	16.0	36.2	914.1
77,5°	38.4	39.4	36.8	31.7	22.7	15.0	14.4	13.8	14.1	13.1	13.4	25.9	940.0
80,0°	40.6	38.7	36.2	31.4	20.5	11.5	11.2	10.6	10.9	10.6	10.2	15.5	955.5
82,5°	41.0	37.1	35.5	25.9	19.2	9.6	9.0	8.3	8.3	8.3	7.7	9.5	965.0
85,0°	36.2	31.4	27.5	18.6	14.1	7.7	7.0	6.7	6.4	6.4	5.8	5.5	970.5
87,5°	26.2	22.7	18.9	12.2	9.3	6.4	5.8	5.8	5.1	5.1	5.1	3.5	974.0
90,0°	10.2	9.0	7.7	6.4	5.4	5.1	4.5	4.5	3.8	3.8	3.8	2.6	976.6
92,5°	6.4	5.8	5.4	5.1	5.1	4.5	4.5	3.8	3.8	3.8	3.8	2.2	978.8
95,0°	5.8	5.8	5.1	4.8	4.5	4.5	3.8	3.8	3.5	3.5	3.2	2.0	980.8
97,5°	5.8	5.1	5.1	4.5	4.5	3.8	3.8	3.8	3.5	3.2	3.2	1.9	982.7
100,0°	5.4	5.1	4.8	4.5	4.5	3.8	3.8	3.5	3.2	3.2	3.2	1.8	984.4
102,5°	5.1	5.1	4.5	4.5	4.2	3.8	3.8	3.2	3.2	3.2	3.2	1.7	986.2
105,0°	5.1	4.5	4.5	4.2	3.8	3.8	3.5	3.2	3.2	3.2	3.2	1.6	987.8
107,5°	4.5	4.5	4.2	3.8	3.8	3.5	3.2	3.2	3.2	3.2	2.6	1.5	989.3
110,0°	4.5	4.2	4.2	3.8	3.5	3.5	3.2	3.2	2.9	2.6	2.6	1.4	990.7
112,5°	4.5	3.8	3.8	3.8	3.5	3.2	3.2	2.9	2.9	2.6	1.9	1.3	992.1

## Photometric test report

<b>Family</b> MUSHROOM LUMINAIRE LED	<b>Order number: 5XA5235EU14H000022</b> <b>EAN: 4058352023846</b>	<b>LP number</b> 57119_58
<b>Table of values for luminous intensities</b>		<b>Maximum luminous intensity</b>
		<b>siteco</b>

C-planes	0° 180°	5° 175°	10° 170°	15° 165°	20° 160°	25° 155°	30° 150°	35° 145°	40° 140°	45° 135°	50° 130°	55° 125°	60° 120°
$\gamma$	Luminous intensity in cd/klm												
115,0°	6.0	5.7	5.7	5.8	5.8	5.8	5.9	5.9	5.9	6.3	6.3	6.3	6.3
117,5°	5.2	5.2	5.3	5.4	5.5	5.6	5.6	5.7	5.7	5.8	5.9	5.9	6.0
120,0°	4.9	5.0	5.1	5.1	5.2	5.2	5.3	5.4	5.4	5.5	5.6	5.6	5.7
122,5°	4.5	4.6	4.7	4.8	4.9	4.9	5.0	5.0	5.1	5.2	5.2	5.3	5.4
125,0°	4.1	4.2	4.3	4.3	4.4	4.4	4.5	4.5	4.6	4.7	4.7	4.8	4.9
127,5°	3.5	3.5	3.6	3.6	3.7	3.7	3.7	3.8	3.9	3.9	4.0	4.0	4.1
130,0°	2.7	2.7	2.7	2.8	2.8	2.8	2.8	2.8	2.9	2.9	2.9	3.0	3.0
132,5°	2.0	2.0	2.0	2.0	2.0	2.0	2.0	2.0	2.0	2.0	2.1	2.1	2.1
135,0°	1.9	1.8	1.8	1.8	1.7	1.7	1.7	1.7	1.7	1.7	1.7	1.7	1.7
137,5°	1.6	1.6	1.5	1.5	1.5	1.4	1.4	1.4	1.4	1.4	1.4	1.4	1.4
140,0°	1.3	1.3	1.2	1.2	1.2	1.2	1.2	1.2	1.2	1.2	1.2	1.2	1.2
142,5°	1.2	1.3	1.2	1.1	1.1	1.0	1.0	1.0	1.0	1.0	1.0	0.9	0.9
145,0°	1.0	1.0	1.0	1.2	1.2	1.0	0.9	0.9	0.8	0.8	0.8	0.8	0.7
147,5°	0.9	0.9	0.8	0.8	0.8	0.8	0.8	0.7	0.7	0.7	0.7	0.7	0.7
150,0°	0.0	0.0	0.0	0.0	0.0	0.0	0.0	0.0	0.0	0.0	0.0	0.0	0.0
165,0°	0.0	0.0	0.0	0.0	0.0	0.0	0.0	0.0	0.0	0.0	0.0	0.0	0.0
180,0°	0.0	0.0	0.0	0.0	0.0	0.0	0.0	0.0	0.0	0.0	0.0	0.0	0.0

## Photometric test report

<b>Family</b> <b>MUSHROOM LUMINAIRE LED</b>	<b>Order number: 5XA5235EU14H000022</b> <b>EAN: 4058352023846</b>	<b>LP number</b> <b>57119_58</b>
		<b>siteco</b>

C-planes	65° 115°	70° 110°	75° 105°	80° 100°	85° 95°	90°	185° 355°	190° 350°	195° 345°	200° 340°	205° 335°	210° 330°	215° 325°
$\gamma$	Luminous intensity in cd/klm												
115,0°	6.4	6.4	6.4	6.4	5.4	3.2	5.3	5.2	5.0	4.7	4.5	4.3	4.1
117,5°	6.0	6.0	6.1	6.1	4.8	2.3	5.0	4.8	4.6	4.4	4.3	4.1	3.9
120,0°	5.8	5.8	5.8	5.8	4.3	2.0	4.7	4.6	4.4	4.3	4.1	3.9	3.7
122,5°	5.4	5.5	5.5	5.5	3.6	1.5	4.4	4.3	4.1	4.0	3.8	3.6	3.5
125,0°	4.9	5.0	5.0	5.0	3.2	1.5	4.0	3.8	3.7	3.6	3.5	3.4	3.2
127,5°	4.1	4.1	4.2	4.1	2.6	1.3	3.4	3.3	3.2	3.1	2.9	2.9	2.8
130,0°	3.0	3.1	3.1	2.9	1.9	1.1	2.6	2.6	2.5	2.4	2.3	2.3	2.2
132,5°	2.1	2.1	2.1	2.0	1.3	0.8	2.0	2.0	2.0	2.0	1.9	1.9	1.9
135,0°	1.7	1.7	1.7	1.6	1.1	0.8	1.8	1.8	1.8	1.8	1.8	1.8	1.8
137,5°	1.5	1.5	1.4	1.3	0.9	0.7	1.6	1.6	1.6	1.6	1.6	1.6	1.6
140,0°	1.2	1.2	1.2	1.1	0.7	0.6	1.3	1.3	1.4	1.4	1.4	1.4	1.3
142,5°	0.9	0.9	0.9	0.8	0.6	0.5	1.3	1.2	1.3	1.3	1.3	1.3	1.3
145,0°	0.7	0.7	0.7	0.7	0.5	0.4	1.1	1.1	1.1	1.1	1.2	1.2	1.2
147,5°	0.7	0.6	0.6	0.6	0.5	0.4	0.9	0.9	0.9	0.9	1.0	1.0	1.0
150,0°	0.0	0.0	0.0	0.0	0.0	0.0	0.0	0.0	0.0	0.0	0.0	0.0	0.0
165,0°	0.0	0.0	0.0	0.0	0.0	0.0	0.0	0.0	0.0	0.0	0.0	0.0	0.0
180,0°	0.0	0.0	0.0	0.0	0.0	0.0	0.0	0.0	0.0	0.0	0.0	0.0	0.0

C-planes	220° 320°	225° 315°	230° 310°	235° 305°	240° 300°	245° 295°	250° 290°	255° 285°	260° 280°	265° 275°	270°	Phi-zone	Total Phi-zone
$\gamma$	Luminous intensity in cd/klm											Luminous flux in lm/klm	
115,0°	3.9	3.7	3.6	3.4	3.2	3.0	2.8	2.7	2.5	2.1	1.5	1.2	993.3
117,5°	3.7	3.6	3.4	3.2	3.0	2.8	2.7	2.5	2.4	1.9	1.5	1.1	994.4
120,0°	3.6	3.4	3.2	3.1	2.9	2.8	2.6	2.4	2.3	1.8	1.5	1.0	995.4
122,5°	3.4	3.2	3.0	2.9	2.8	2.6	2.5	2.3	2.2	1.7	1.5	0.9	996.3
125,0°	3.1	2.9	2.8	2.7	2.5	2.4	2.2	2.1	2.0	1.7	1.4	0.8	997.2
127,5°	2.7	2.5	2.4	2.3	2.2	2.1	2.0	1.9	1.7	1.5	1.3	0.7	997.8
130,0°	2.1	2.0	2.0	1.9	1.9	1.8	1.7	1.6	1.5	1.3	1.3	0.5	998.4
132,5°	1.8	1.8	1.8	1.7	1.6	1.6	1.5	1.5	1.3	1.2	1.3	0.4	998.7
135,0°	1.7	1.7	1.6	1.6	1.6	1.5	1.5	1.4	1.3	1.2	1.3	0.3	999.0
137,5°	1.6	1.6	1.5	1.5	1.4	1.4	1.3	1.3	1.2	1.2	1.2	0.3	999.3
140,0°	1.3	1.3	1.3	1.2	1.2	1.2	1.1	1.1	1.0	1.0	1.0	0.2	999.5
142,5°	1.3	1.2	1.2	1.2	1.2	1.2	1.1	1.0	1.0	1.0	1.0	0.2	999.7
145,0°	1.2	1.1	1.1	1.2	1.1	1.1	1.1	1.0	1.0	1.0	0.9	0.2	999.9
147,5°	1.0	1.0	1.0	1.0	1.0	1.0	1.0	1.0	1.0	1.0	0.9	0.1	1000.0
150,0°	0.0	0.0	0.0	0.0	0.0	0.0	0.0	0.0	0.0	0.0	0.0	0.0	1000.0
165,0°	0.0	0.0	0.0	0.0	0.0	0.0	0.0	0.0	0.0	0.0	0.0	0.0	1000.0
180,0°	0.0	0.0	0.0	0.0	0.0	0.0	0.0	0.0	0.0	0.0	0.0	0.0	1000.0

## Photometric test report

<b>Family</b> MUSHROOM LUMINAIRE LED	<b>Order number: 5XA5235EU14H000022</b> <b>EAN: 4058352023846</b>	<b>LP number</b> 57119_58
---	--	------------------------------

<b>Dimming levels table</b>	environmental temperature: 25°C	<b>siteco</b>
-----------------------------	---------------------------------	---------------

Luminous flux [%]	Dimming level linear	Dimming level logarithmic	Luminous flux [lm]	Power consumption [W]start of lifetime	Power consumption [W]end of lifetime	Power consumption [W]average
100	254	254	1550	10.7	11.1	10.9
95	241	252	1471	10.1	10.4	10.2
90	229	250	1397	9.6	9.9	9.8
85	216	248	1318	9.0	9.3	9.2
80	203	246	1239	8.5	8.8	8.6
75	190	243	1159	7.9	8.2	8.0
70	178	241	1086	7.5	7.7	7.6
65	165	238	1007	6.9	7.2	7.0
60	152	235	928	6.6	6.7	6.6
55	140	232	854	6.1	6.3	6.2
50	127	229	775	5.6	5.8	5.7
45	114	225	696	5.2	5.3	5.2
40	102	221	622	4.7	4.8	4.8
35	89	216	543	4.2	4.4	4.3
30	76	210	464	3.8	3.9	3.8
25	63	203	384	3.3	3.4	3.4
20	51	195	311	2.7	2.8	2.8
17	42	188	256	2.2	2.3	2.2