

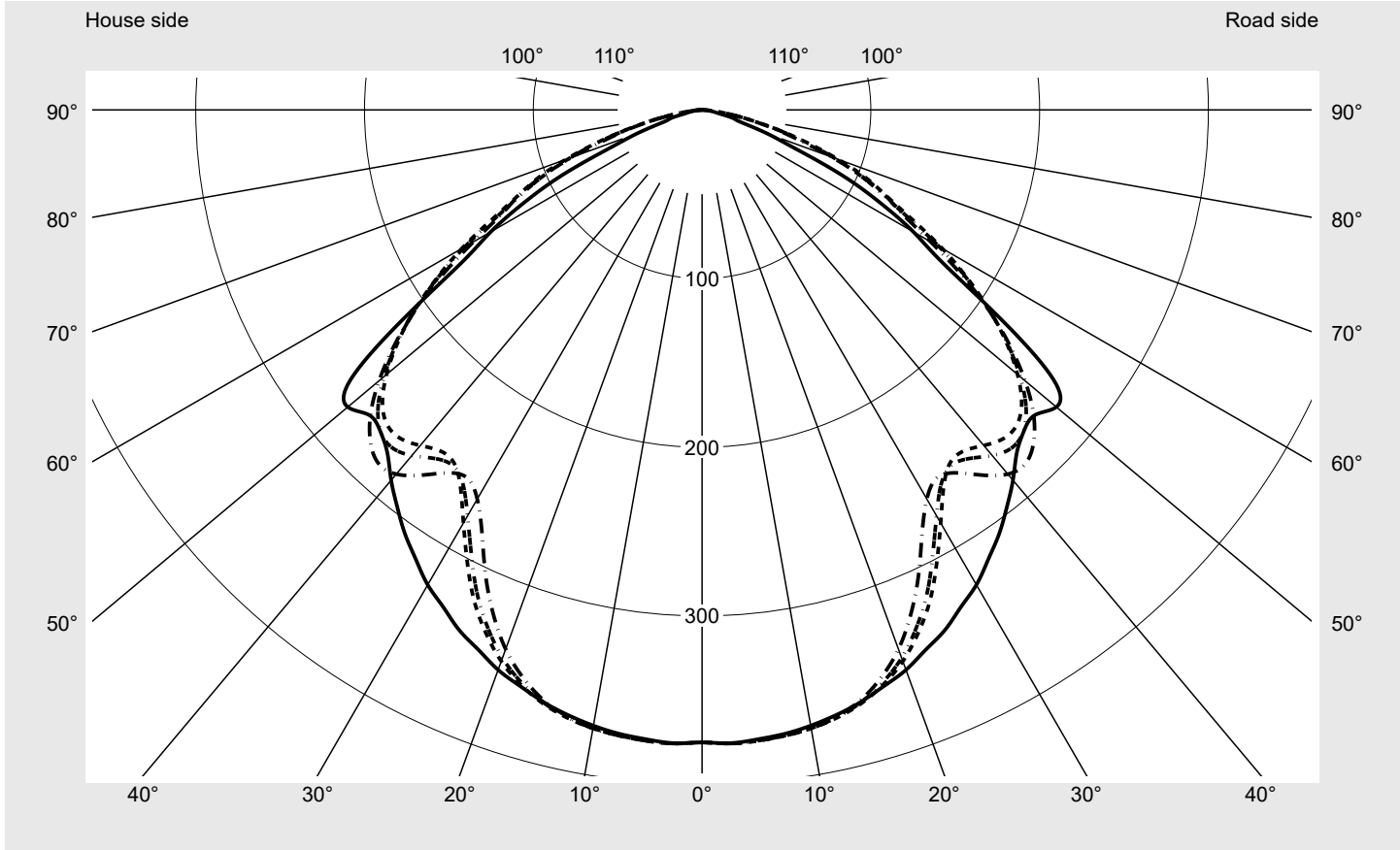


Photometric test report

Family Tunnellight TL-L	Order number: 5WD7A8A0B2C5 EAN: 4058352973370	LP number 59482_221
	Version refurbishment insert for tunnel luminaire, luminaire insert Retrofit, -----, -----, -----	serial documentation 11.04.2024
	Optic symmetric extremely wide distribution	
	Cover enclosure of PMMA	
	Lamps LED 4000 K CRI ≥ 80	
	Controlgear ECG Multilumen	
Setting factory setting: DIP-Step=1	Rated values Net luminous flux = 9500 lm Power consumption = 59.4 W Luminous efficacy = 159.9 lm/W	

Luminous intensity in cd/klm C180-0 C245-65 C250-70 C270-90 **Imax: 376 cd/klm**



Luminaire output ratios	
Eta	100.0%
Eta 0° - 90°	100.0%
Eta 90° - 180°	0.0%

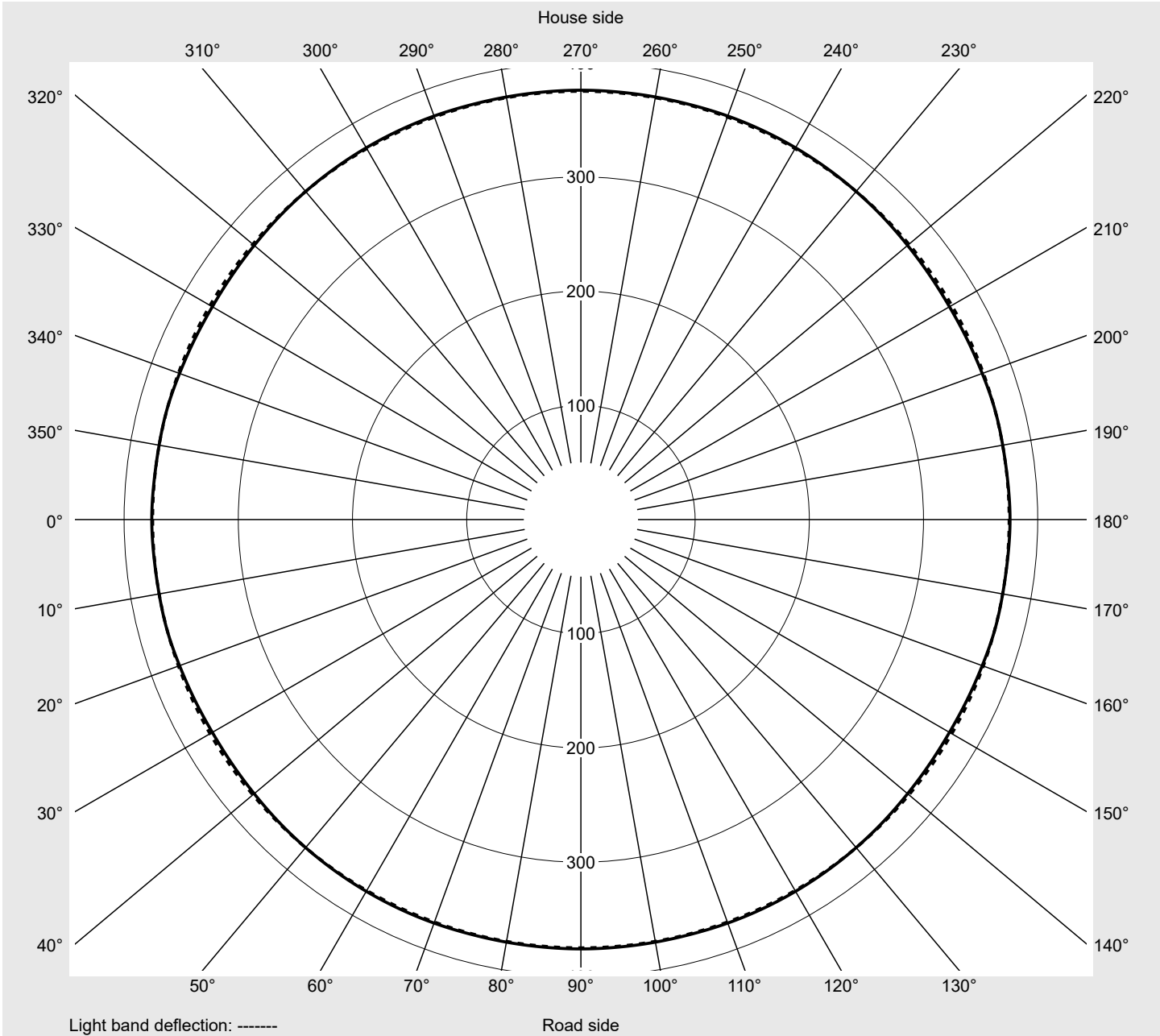
Luminous intensity class acc. to EN13201-2	
Class:	G6
Imax 70°	89.5
Imax 80°	20.7
Imax 90°	0.0
Imax >90°	0.0
Imax >95°	0.0

Measurement conditions
 DIN EN 13032 and DIN 5032

Photometric test report

Family Tunnellight TL-L	Order number: 5WD7A8A0B2C5 EAN: 4058352973370	LP number 59482_221
-----------------------------------	--	-------------------------------

Envelope curve in cd/klm KMK 2.5° KMK 0° siteco



Photometric test report

Family Tunnellight TL-L	Order number: 5WD7A8A0B2C5 EAN: 4058352973370	LP number 59482_221
Table of values for luminous intensities		Maximum luminous intensity



C-planes	0° 180°	5°	10°	15°	20°	25°	30°	35°	40°	45°
		175° 185° 355°	170° 190° 350°	165° 195° 345°	160° 200° 340°	155° 205° 335°	150° 210° 330°	145° 215° 325°	140° 220° 320°	135° 225° 315°
Luminous intensity in cd/klm										
γ										
0,0°	375.0	375.0	375.0	375.0	375.0	375.0	375.0	375.0	375.0	375.0
2,5°	375.8	375.3	375.0	375.1	374.0	373.2	372.7	372.9	373.4	374.3
5,0°	374.6	374.3	374.2	374.3	373.2	372.4	371.9	372.2	372.8	373.6
7,5°	373.1	373.0	373.0	373.1	372.0	371.2	370.7	371.0	371.5	372.4
10,0°	370.7	370.9	371.1	371.3	370.3	369.5	368.9	369.2	369.8	370.6
12,5°	367.4	367.9	368.2	368.4	367.5	366.8	366.2	366.5	367.1	367.9
15,0°	363.4	364.1	364.6	364.8	364.0	363.3	362.7	362.9	363.5	364.3
17,5°	358.2	359.5	360.2	360.4	359.7	359.0	358.2	358.3	358.6	359.0
20,0°	353.3	354.3	355.1	355.6	354.8	354.0	353.3	353.0	352.8	352.6
22,5°	346.4	348.4	349.5	349.8	349.1	348.1	347.0	346.1	345.2	344.2
25,0°	340.4	342.0	343.1	343.6	342.7	341.4	339.7	337.9	335.9	333.8
27,5°	332.2	334.7	336.1	336.2	335.0	333.2	330.7	327.6	324.3	320.7
30,0°	325.1	327.2	328.4	328.4	326.8	324.3	320.8	316.3	311.4	306.1
32,5°	315.8	318.6	319.9	319.6	317.4	313.9	309.2	303.2	296.5	289.1
35,0°	306.9	309.2	310.1	309.5	306.4	301.8	295.6	287.6	279.1	270.1
37,5°	296.7	299.3	299.9	298.5	294.4	288.6	281.2	271.3	261.6	252.2
40,0°	286.6	288.7	288.7	286.6	281.1	273.8	264.6	253.3	243.9	236.5
42,5°	276.0	278.8	278.4	274.6	267.5	258.4	247.5	236.0	228.9	226.3
45,0°	269.6	271.0	268.8	263.1	253.8	242.6	229.6	220.3	217.7	221.9
47,5°	267.7	268.7	264.7	255.7	242.9	229.1	214.3	209.2	211.5	221.1
50,0°	274.0	274.7	268.5	255.4	236.9	219.6	203.3	203.3	208.7	219.7
52,5°	262.3	264.7	261.3	251.9	233.3	216.3	201.1	203.5	208.1	214.9
55,0°	216.1	216.5	215.4	212.7	205.8	203.6	205.9	208.7	209.2	207.5
57,5°	169.7	171.3	169.4	164.0	162.7	170.6	187.8	203.8	208.0	200.2
60,0°	144.6	144.2	140.7	134.0	132.9	139.8	154.8	173.9	186.6	192.7
62,5°	118.5	119.6	117.3	111.8	112.8	118.6	129.4	139.1	150.0	162.1
65,0°	91.1	90.1	88.7	87.0	91.8	99.3	109.8	115.5	120.4	124.2
67,5°	59.4	60.9	61.1	60.1	65.2	73.0	83.3	91.9	96.6	97.5
70,0°	41.2	40.7	40.7	41.1	44.7	50.1	57.1	64.8	71.4	76.8
72,5°	24.0	24.8	25.3	25.5	28.3	32.4	37.8	44.0	49.5	54.2
75,0°	19.1	19.3	19.5	19.8	20.8	22.2	24.0	29.0	33.7	38.1
77,5°	11.3	11.9	12.4	12.9	14.3	15.7	17.0	20.3	23.0	25.4
80,0°	7.9	7.8	7.8	7.9	8.3	8.9	9.7	11.6	14.1	17.2
82,5°	4.9	4.9	4.9	4.9	5.1	5.5	5.9	6.9	8.1	9.6
85,0°	2.8	2.7	2.7	2.8	2.8	2.9	3.1	3.4	3.9	4.6
87,5°	1.0	1.0	1.0	1.0	1.0	1.1	1.1	1.2	1.4	1.6
90,0°	0.0	0.0	0.0	0.0	0.0	0.0	0.0	0.0	0.0	0.0

Photometric test report

Family Tunnellight TL-L	Order number: 5WD7A8A0B2C5 EAN: 4058352973370	LP number 59482_221
Table of values for luminous intensities		Maximum luminous intensity
		siteco

C-planes γ	50°	55°	60°	65°	70°	75°	80°	85°	90°	Phi-zone	Total Phi-zone
	130° 230° 310°	125° 235° 305°	120° 240° 300°	115° 245° 295°	110° 250° 290°	105° 255° 285°	100° 260° 280°	95° 265° 275°			
Luminous intensity in cd/klm										Luminous flux in lm/klm	
0,0°	375.0	375.0	375.0	375.0	375.0	375.0	375.0	375.0	375.0	0.6	0.6
2,5°	375.0	375.5	375.9	376.0	376.0	375.7	375.7	375.8	375.9	4.5	5.0
5,0°	374.3	374.9	375.3	375.5	375.5	375.2	375.2	375.3	375.5	8.9	14.0
7,5°	373.1	373.6	374.1	374.2	374.2	374.0	374.0	374.1	374.2	13.3	27.3
10,0°	371.3	371.9	372.3	372.3	372.2	372.0	372.0	372.1	372.2	17.7	45.0
12,5°	368.5	369.0	369.3	369.1	368.9	368.4	368.3	368.3	368.4	21.8	66.8
15,0°	364.6	364.8	364.9	364.3	363.6	362.9	362.6	362.4	362.4	25.8	92.6
17,5°	359.0	358.8	358.4	357.2	355.9	354.6	353.7	353.1	352.9	29.5	122.1
20,0°	352.0	351.0	349.9	347.8	345.7	343.5	341.9	340.8	340.2	32.8	155.0
22,5°	342.4	340.5	338.2	335.2	332.0	328.7	326.1	324.3	323.4	35.7	190.7
25,0°	330.8	327.7	324.2	320.1	315.7	311.2	307.6	305.1	303.7	38.1	228.8
27,5°	316.3	311.6	306.7	301.4	296.2	291.0	286.9	284.1	282.4	39.9	268.8
30,0°	300.0	293.9	288.0	282.8	277.9	273.3	269.9	267.6	266.4	41.4	310.2
32,5°	281.8	275.3	269.6	266.2	263.5	261.5	260.2	259.3	258.8	42.7	352.8
35,0°	263.2	258.2	255.1	255.9	257.4	259.6	261.2	262.2	262.7	43.9	396.7
37,5°	248.0	247.0	249.1	254.9	260.5	265.9	269.6	271.9	272.9	45.4	442.2
40,0°	238.2	242.9	250.7	259.7	267.5	274.0	278.0	280.7	281.9	46.9	489.1
42,5°	234.5	244.1	255.2	264.3	271.7	277.4	280.9	283.1	284.0	48.2	537.3
45,0°	234.4	246.0	256.9	263.9	269.3	273.2	275.8	277.3	277.9	49.1	586.4
47,5°	233.6	244.0	252.3	256.9	260.3	262.8	264.8	265.9	266.3	49.7	636.1
50,0°	229.0	236.3	241.5	244.0	245.9	247.2	248.7	249.6	249.8	50.1	686.2
52,5°	219.7	223.6	226.4	227.7	228.5	228.8	229.7	230.2	230.2	49.7	735.9
55,0°	207.5	207.8	208.6	208.5	208.4	208.1	208.4	208.3	207.9	46.9	782.9
57,5°	193.7	189.6	188.0	187.0	186.0	185.2	184.7	183.9	182.8	42.5	825.4
60,0°	180.4	171.8	166.8	164.4	162.2	160.3	159.2	157.9	156.4	37.9	863.3
62,5°	160.1	154.2	144.4	140.0	136.9	135.2	135.0	134.6	134.0	32.8	896.1
65,0°	131.8	132.2	125.5	120.3	117.7	117.6	118.7	119.4	119.6	27.8	923.9
67,5°	102.8	107.4	111.4	104.9	101.3	100.6	101.2	101.7	101.9	22.5	946.4
70,0°	80.8	85.1	89.5	85.9	83.2	81.4	81.6	81.7	81.7	17.4	963.9
72,5°	60.0	63.5	64.8	66.4	65.4	61.8	61.8	61.8	61.7	12.6	976.5
75,0°	41.4	44.7	48.1	48.6	48.1	46.6	46.4	46.4	46.4	9.3	985.8
77,5°	27.7	29.8	31.8	33.0	33.5	33.1	32.4	32.0	32.0	6.4	992.1
80,0°	18.0	18.9	19.8	20.4	20.7	20.7	20.3	20.1	20.1	4.0	996.1
82,5°	10.0	10.8	11.8	11.9	11.9	11.8	11.5	11.4	11.3	2.3	998.5
85,0°	4.7	5.0	5.3	5.5	5.6	5.4	5.3	5.2	5.1	1.1	999.6
87,5°	1.6	1.7	1.8	1.8	1.8	1.8	1.7	1.7	1.7	0.4	1000.0
90,0°	0.0	0.0	0.0	0.0	0.0	0.0	0.0	0.0	0.0	0.0	1000.0

Photometric test report

Family
Tunnellight TL-L

Order number: 5WD7A8A0B2C5
EAN: 4058352973370

LP number
59482_221

Multilumen Table

environmental temperature: 25°C

siteco

DIP-Step	Switch Setting			Luminous flux [lm]	Power consumption [W]
	1	2	3		
1	A	C	E	9500	59.4
2	A	C	F	9000	56.0
3	A	D	E	8500	52.5
4	A	D	F	8000	49.2
5	B	C	E	7500	45.9
6	B	C	F	7000	42.6
7	B	D	E	6500	39.4
8	B	D	F	6000	36.3