



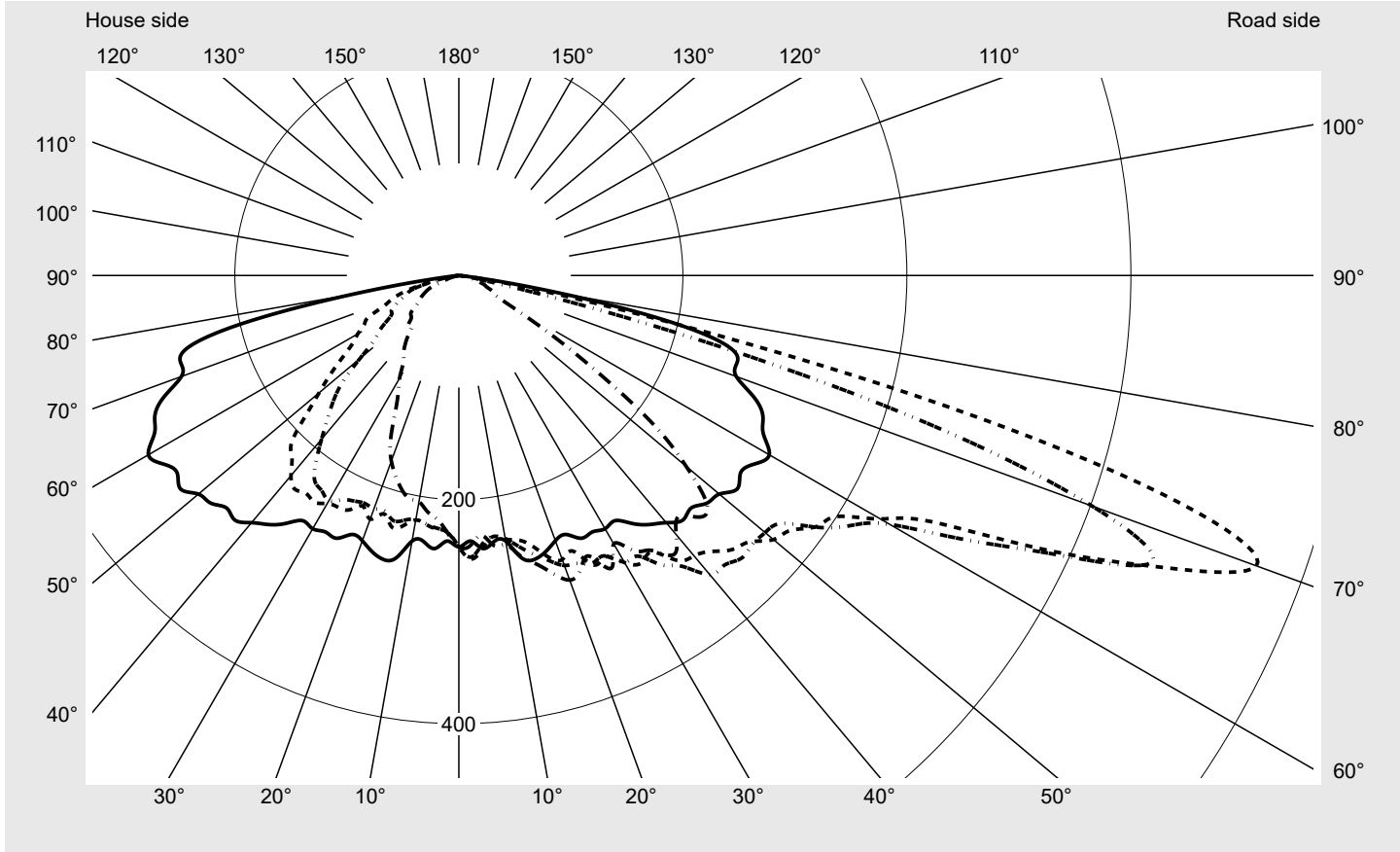
# Photometric test report

<b>Family</b> <b>Streetlight 31 maxi</b>	<b>Order number: 5XH4D31B08SA</b> <b>EAN: 4069025102591</b>	<b>LP number</b> <b>59076_2550</b>
	<b>Version</b> post-top or side-entry mounting <b>Optic</b> direct, asymmetric wide distribution S100003 <b>Cover</b> toughened safety glass <b>Lamps</b> LED 3000 K   CRI ≥ 70 <b>Controlgear</b> ECG SITECO <b>Rated values</b> Net luminous flux = 28060 lm Power consumption = 208.6 W Luminous efficacy = 134.5 lm/W	<b>serial documentation</b> <b>27.05.2024</b>





**Luminous intensity in cd/klm** C180-0 C205-25 C210-30 C270-90 **Imax: 758 cd/klm**



Luminaire output ratios	
Eta	100.0%
Eta 0° - 90°	100.0%
Eta 90° - 180°	0.0%
Measurement conditions	
DIN EN 13032 and DIN 5032	

Luminous intensity class acc. to EN13201-2	
Class:	G3
Imax 70°	757.8
Imax 80°	95.1
Imax 90°	0.0
Imax >90°	0.0
Imax >95°	0.0

**Photometric test report**

<b>Family</b> Streetlight 31 maxi	<b>Order number: 5XH4D31B08SA</b> <b>EAN: 4069025102591</b>	<b>LP number</b> 59076_2550
--------------------------------------	--	--------------------------------

**Envelope curve in cd/klm**      **KMK 70°**    **KMK 67.5°**    **KMK 65°**    **KMK 62.5°**      **siteco**



## Photometric test report

<b>Family</b> Streetlight 31 maxi	<b>Order number: 5XH4D31B08SA</b> <b>EAN: 4069025102591</b>	<b>LP number</b> 59076_2550
<b>Table of values for luminous intensities</b>		<b>Maximum luminous intensity</b>
		<b>siteco</b>

C-planes	0° 180°	5° 175°	10° 170°	15° 165°	20° 160°	25° 155°	30° 150°	35° 145°	40° 140°	45° 135°	50° 130°	55° 125°	60° 120°
$\gamma$	Luminous intensity in cd/klm												
0,0°	242.2	242.2	242.2	242.2	242.2	242.2	242.2	242.2	242.2	242.2	242.2	242.2	242.2
2,5°	237.2	240.2	243.6	247.1	250.1	253.3	251.5	253.0	253.9	252.9	249.2	247.7	247.6
5,0°	244.6	247.2	246.5	245.5	245.0	244.3	240.5	238.5	236.3	236.3	235.1	233.7	233.4
7,5°	239.7	245.1	248.3	244.6	238.3	235.0	234.8	231.4	230.3	234.8	234.3	239.5	238.7
10,0°	240.7	249.2	251.4	243.9	239.9	238.9	238.4	242.1	240.6	240.8	243.3	249.6	251.2
12,5°	258.0	251.3	242.2	234.8	236.0	241.7	247.8	251.1	250.2	252.7	253.4	256.8	257.4
15,0°	262.2	249.0	244.4	246.5	247.0	249.2	257.5	261.4	264.2	266.4	265.5	261.6	261.2
17,5°	258.3	251.3	248.4	253.2	259.5	262.9	266.6	264.1	266.6	271.6	270.9	268.4	275.4
20,0°	251.9	249.8	249.6	255.8	262.8	269.8	275.4	276.2	274.3	273.3	279.4	281.1	281.7
22,5°	250.2	252.4	255.0	266.6	270.7	266.2	278.1	280.2	283.2	284.7	277.3	280.4	284.0
25,0°	258.8	258.1	263.4	267.5	275.0	285.0	283.0	287.9	292.3	291.9	288.1	291.2	291.4
27,5°	258.1	259.3	264.2	271.8	275.5	283.2	282.1	292.3	297.8	295.7	295.0	295.6	295.2
30,0°	261.0	264.7	278.4	274.8	287.8	295.8	295.6	301.4	307.5	307.5	302.4	301.2	298.5
32,5°	259.5	271.5	275.0	285.5	290.4	303.8	296.9	312.8	318.7	323.5	314.1	299.9	297.4
35,0°	270.2	277.9	282.4	285.4	294.7	301.1	315.2	320.4	320.7	320.8	310.6	315.9	307.3
37,5°	280.1	288.9	291.9	300.1	302.5	320.5	327.1	330.1	327.2	324.3	312.1	312.9	322.0
40,0°	288.0	294.9	294.8	301.0	311.0	326.6	348.4	339.0	340.9	323.5	314.9	336.9	331.0
42,5°	296.1	297.5	298.1	316.3	327.4	334.0	350.7	340.8	336.4	326.9	332.4	337.9	345.0
45,0°	293.4	307.2	308.2	316.1	329.3	345.7	356.8	343.0	340.7	351.3	353.6	361.0	358.7
47,5°	300.6	307.3	314.8	328.8	344.9	352.0	355.2	354.7	351.0	370.6	372.7	358.6	351.6
50,0°	303.5	304.1	310.6	329.1	357.1	366.7	357.0	357.9	374.0	384.7	373.8	352.0	342.3
52,5°	313.1	308.3	311.4	326.1	362.1	373.6	363.6	377.1	396.3	399.9	374.1	343.5	326.4
55,0°	307.1	316.8	324.7	337.2	363.3	390.4	392.0	402.7	402.8	386.8	366.3	344.1	310.0
57,5°	313.1	325.8	337.5	353.8	370.6	400.3	415.2	426.0	418.2	382.6	371.0	318.2	258.7
60,0°	320.0	336.4	356.7	382.3	399.2	434.6	444.2	455.3	436.4	397.2	321.8	253.6	192.9
62,5°	306.5	339.5	378.1	425.8	457.4	476.0	511.2	489.6	447.5	347.0	255.1	175.8	103.5
65,0°	299.6	340.0	408.3	483.0	540.4	580.6	589.8	543.1	386.3	266.9	165.4	84.9	43.0
67,5°	285.8	348.9	439.6	545.0	615.1	681.0	669.3	499.2	304.3	169.4	77.8	34.0	31.0
70,0°	263.6	344.2	467.8	600.6	683.4	757.8	601.6	373.8	175.0	76.2	32.7	27.1	25.4
72,5°	260.2	352.1	495.4	595.6	690.0	674.7	438.4	194.3	80.1	34.9	24.8	22.8	22.3
75,0°	251.4	355.3	453.9	502.5	563.4	449.7	222.3	65.9	33.6	23.0	18.2	18.2	18.1
77,5°	197.9	250.8	269.9	280.6	272.8	192.3	58.2	20.2	16.5	16.7	17.0	14.7	13.0
80,0°	95.1	86.3	83.1	87.4	87.1	61.8	14.5	10.9	9.9	10.1	14.8	9.2	8.4
82,5°	19.9	14.9	10.6	15.6	24.6	15.4	6.7	8.0	5.4	4.5	5.7	4.8	5.3
85,0°	1.2	1.1	1.6	1.3	1.6	1.7	1.9	2.0	2.1	1.8	1.8	1.6	1.8
87,5°	0.3	0.3	0.4	0.4	0.4	0.4	0.4	0.5	0.5	0.4	0.4	0.5	0.5
90,0°	0.0	0.0	0.0	0.0	0.0	0.0	0.0	0.0	0.0	0.0	0.0	0.0	0.0

## Photometric test report

<b>Family</b> Streetlight 31 maxi	<b>Order number: 5XH4D31B08SA</b> <b>EAN: 4069025102591</b>	<b>LP number</b> 59076_2550
<b>Table of values for luminous intensities</b>		<b>Maximum luminous intensity</b>

siteco

C-planes	65° 115°	70° 110°	75° 105°	80° 100°	85° 95°	90°	185° 355°	190° 350°	195° 345°	200° 340°	205° 335°	210° 330°	215° 325°
$\gamma$	Luminous intensity in cd/klm												
0,0°	242.2	242.2	242.2	242.2	242.2	242.2	242.2	242.2	242.2	242.2	242.2	242.2	242.2
2,5°	246.5	245.6	245.8	243.2	241.6	241.0	237.5	234.9	231.4	229.7	229.1	229.7	228.7
5,0°	231.5	228.9	230.8	232.5	234.2	232.7	235.6	233.9	229.2	227.3	227.0	226.3	224.2
7,5°	238.9	237.7	239.2	239.1	238.8	243.3	233.9	231.9	226.6	222.4	224.0	223.5	219.5
10,0°	251.1	250.4	247.0	246.6	242.9	244.2	232.6	230.0	230.1	225.8	221.6	221.1	218.9
12,5°	255.3	254.8	254.6	255.0	256.4	256.8	251.6	236.9	233.3	228.9	228.6	223.7	220.7
15,0°	261.0	263.4	264.6	269.2	266.7	266.5	251.8	236.5	234.4	231.8	232.1	226.4	214.7
17,5°	273.5	269.8	271.0	269.3	274.0	278.7	254.8	236.7	230.6	229.6	223.0	220.4	211.5
20,0°	277.0	273.8	278.5	273.5	277.4	289.2	253.6	246.1	236.7	232.5	231.4	221.3	218.5
22,5°	283.3	280.0	281.4	274.0	278.9	284.1	258.2	245.1	237.3	231.5	223.1	220.1	214.1
25,0°	291.6	289.2	282.7	284.9	281.8	276.4	256.1	253.5	245.1	231.6	230.7	222.1	220.2
27,5°	291.0	297.1	284.7	284.4	283.7	294.6	253.8	262.2	247.2	243.6	233.3	225.6	220.2
30,0°	299.4	285.0	290.4	287.0	284.1	276.6	260.1	262.3	252.5	242.6	235.0	232.1	216.3
32,5°	303.1	294.9	292.6	291.3	291.6	291.4	267.1	268.3	257.6	249.2	239.9	227.8	207.5
35,0°	305.6	303.8	309.8	304.1	309.8	299.5	265.1	272.9	264.3	257.9	237.6	224.2	192.7
37,5°	327.6	321.4	316.6	327.0	311.9	314.4	267.5	273.9	266.0	253.1	240.5	209.6	171.7
40,0°	335.6	329.6	322.7	314.6	317.2	302.1	280.5	272.5	268.4	257.7	233.1	190.7	159.6
42,5°	344.1	323.1	317.5	312.8	305.5	291.3	285.6	276.8	274.2	255.0	220.5	173.7	147.1
45,0°	334.8	321.1	311.8	310.6	303.9	304.9	290.4	275.0	272.0	249.5	211.3	158.5	132.3
47,5°	329.8	320.9	301.3	306.7	283.3	299.9	289.6	280.3	276.9	239.7	185.9	140.8	119.7
50,0°	322.5	303.3	286.7	277.3	266.1	264.8	299.6	279.3	263.2	226.2	163.0	115.2	100.4
52,5°	304.5	279.5	254.9	243.3	227.8	220.6	304.6	284.5	261.5	202.5	144.2	95.6	87.7
55,0°	271.9	232.3	195.4	182.8	167.1	154.6	302.4	281.2	248.9	189.5	126.0	87.0	82.7
57,5°	205.3	164.9	136.9	107.6	100.1	94.8	295.7	276.1	229.0	169.2	112.1	76.9	69.4
60,0°	135.3	91.2	69.1	54.0	51.1	48.0	295.6	255.4	206.1	148.6	104.2	69.2	64.4
62,5°	63.8	41.6	38.3	37.4	35.9	35.9	276.8	246.4	194.9	133.5	95.3	67.9	56.0
65,0°	34.8	33.0	36.1	33.5	33.3	33.3	259.4	228.7	165.0	116.1	89.9	62.4	52.0
67,5°	28.3	30.3	30.4	29.0	28.2	27.1	237.7	204.2	142.9	89.0	74.0	56.7	44.9
70,0°	26.6	24.6	25.1	24.3	23.4	24.3	214.1	178.1	117.5	71.7	65.1	49.6	35.8
72,5°	20.9	22.8	22.1	20.1	20.0	18.5	199.3	149.2	98.9	60.6	55.2	45.6	31.0
75,0°	18.0	17.9	18.1	15.7	15.1	15.9	176.2	102.0	69.4	40.3	40.9	34.6	28.7
77,5°	14.2	13.9	12.6	12.2	11.3	11.2	100.8	18.4	18.7	26.1	24.0	21.5	20.6
80,0°	9.5	8.9	8.4	8.0	6.9	6.7	38.7	5.8	7.9	14.6	11.5	12.5	10.7
82,5°	4.7	5.0	4.6	3.8	3.5	3.5	7.8	3.4	3.6	6.4	5.1	4.4	4.3
85,0°	2.1	1.9	1.8	1.5	1.1	1.5	1.2	1.1	1.1	1.1	1.1	1.1	0.9
87,5°	0.4	0.4	0.4	0.3	0.3	0.7	0.3	0.2	0.3	0.3	0.2	0.2	0.1
90,0°	0.0	0.0	0.0	0.0	0.0	0.0	0.0	0.0	0.0	0.0	0.0	0.0	0.0

## Photometric test report

<b>Family</b> <b>Streetlight 31 maxi</b>	<b>Order number: 5XH4D31B08SA</b> <b>EAN: 4069025102591</b>	<b>LP number</b> <b>59076_2550</b>
<b>Table of values for luminous intensities</b>		<b>Maximum luminous intensity</b>
		<b>siteco</b>

C-planes	220° 320°	225° 315°	230° 310°	235° 305°	240° 300°	245° 295°	250° 290°	255° 285°	260° 280°	265° 275°	270°	Phi-zone	Total Phi-zone
γ	Luminous intensity in cd/klm											Luminous flux in lm/klm	
0,0°	242.2	242.2	242.2	242.2	242.2	242.2	242.2	242.2	242.2	242.2	242.2	0.4	0.4
2,5°	228.8	228.3	228.5	228.0	228.0	228.7	228.7	231.0	230.4	231.6	230.0	2.9	3.2
5,0°	224.8	225.1	221.3	223.3	220.3	219.6	217.9	216.2	216.4	215.3	218.6	5.5	8.7
7,5°	220.9	217.1	216.6	214.6	211.5	209.0	207.0	206.4	212.3	211.0	212.9	8.2	16.9
10,0°	212.8	212.3	211.5	209.7	207.2	204.3	201.1	201.2	202.8	204.7	205.0	10.9	27.9
12,5°	217.1	216.0	210.6	208.5	204.9	207.1	208.1	204.9	204.6	202.9	203.9	13.9	41.8
15,0°	211.1	211.6	209.7	208.3	208.4	199.1	197.1	199.6	201.2	197.7	197.5	16.9	58.7
17,5°	211.3	207.4	206.9	203.8	201.8	202.0	195.0	187.2	191.9	191.4	187.7	19.7	78.4
20,0°	213.6	205.7	202.9	195.4	190.5	187.5	184.4	179.4	172.2	171.5	176.2	22.5	100.9
22,5°	212.9	210.7	194.4	186.3	177.3	171.4	168.7	164.9	160.5	160.6	159.6	25.0	125.9
25,0°	207.0	196.3	186.3	173.2	173.2	166.6	162.4	151.7	148.3	140.9	134.3	27.8	153.7
27,5°	205.7	183.9	171.4	164.0	160.4	151.4	145.5	135.8	126.3	118.7	117.1	30.1	183.8
30,0°	186.6	174.1	167.0	162.4	148.6	139.7	122.7	116.4	109.9	107.3	105.9	32.6	216.3
32,5°	175.3	165.5	162.0	143.4	132.8	123.0	112.7	104.0	100.1	96.4	92.3	35.0	251.3
35,0°	168.9	162.9	151.7	132.5	123.6	110.4	102.5	95.4	88.8	88.3	86.2	37.5	288.8
37,5°	154.1	150.9	143.5	124.9	111.8	100.4	94.1	85.8	82.5	77.7	79.4	40.1	328.9
40,0°	146.7	143.1	129.9	114.4	102.6	93.9	81.3	76.5	72.4	72.8	70.8	42.4	371.3
42,5°	142.1	129.9	121.4	103.1	90.1	80.9	72.5	69.7	70.3	66.8	63.1	44.2	415.5
45,0°	124.3	119.9	105.6	93.4	78.6	73.7	68.4	68.6	64.0	63.1	64.5	46.2	461.7
47,5°	112.2	105.5	95.1	80.2	69.5	67.1	63.7	61.0	61.9	62.9	58.3	47.7	509.4
50,0°	97.1	86.2	81.0	69.9	65.2	62.2	59.9	57.5	58.2	56.9	55.7	48.2	557.6
52,5°	81.4	76.9	71.9	64.5	61.2	57.0	55.7	54.0	52.9	51.0	53.4	48.5	606.2
55,0°	72.4	66.4	64.2	58.5	55.6	52.3	52.1	49.6	48.4	46.8	46.3	47.9	654.0
57,5°	63.8	60.2	56.0	51.2	50.2	51.5	48.3	47.3	44.5	43.7	41.9	46.4	700.4
60,0°	52.9	50.5	50.6	46.0	48.1	46.5	47.5	42.4	40.8	41.6	38.9	44.7	745.2
62,5°	49.0	44.0	43.6	43.5	43.0	44.9	42.5	41.4	36.9	37.8	35.1	43.7	788.8
65,0°	46.0	41.2	39.4	40.3	38.3	37.3	38.4	37.2	34.9	32.2	31.0	43.4	832.2
67,5°	36.6	34.3	35.2	34.3	34.4	34.1	34.2	31.5	29.4	25.2	25.2	42.6	874.8
70,0°	32.1	30.4	31.6	29.6	27.9	26.0	25.2	21.7	19.5	17.0	15.7	39.8	914.6
72,5°	26.7	27.4	25.8	25.7	21.0	20.1	16.5	13.8	12.3	12.4	11.0	35.2	949.9
75,0°	21.8	21.8	21.8	20.0	15.4	14.0	12.0	9.0	7.9	7.7	7.0	27.3	977.2
77,5°	15.9	14.8	13.6	12.0	9.9	8.9	7.1	5.2	3.1	2.1	2.4	15.0	992.2
80,0°	7.8	7.4	6.6	6.1	5.8	5.3	3.8	2.4	1.3	0.7	1.0	5.8	998.0
82,5°	3.2	2.6	2.4	3.5	2.9	2.3	1.6	0.9	0.4	0.3	0.2	1.7	999.6
85,0°	0.8	0.6	0.6	0.5	0.4	0.4	0.3	0.2	0.1	0.0	0.1	0.3	999.9
87,5°	0.1	0.1	0.1	0.0	0.0	0.0	0.0	0.0	0.0	0.0	0.0	0.1	1000.0
90,0°	0.0	0.0	0.0	0.0	0.0	0.0	0.0	0.0	0.0	0.0	0.0	0.0	1000.0

## Photometric test report

<b>Family</b> Streetlight 31 maxi	<b>Order number: 5XH4D31B08SA</b> <b>EAN: 4069025102591</b>	<b>LP number</b> <b>59076_2550</b>
--------------------------------------	--	---------------------------------------

<b>Dimming levels table</b>	environmental temperature: 25°C	<b>siteco</b>
-----------------------------	---------------------------------	---------------

Luminous flux [%]	Dimming level linear	Dimming level logarithmic	Luminous flux [lm]	Power consumption [W]start of lifetime	Power consumption [W]end of lifetime	Power consumption [W]average
100	254	254	28060	208.6	233.1	220.8
95	237	251	26674	193.8	216.4	205.1
90	220	249	25221	179.3	200.1	189.7
85	205	246	23874	166.6	185.7	176.1
80	190	243	22476	153.9	171.5	162.7
75	175	240	21021	141.6	157.5	149.6
70	161	237	19622	130.0	144.6	137.3
65	148	234	18271	119.5	132.7	126.1
60	135	231	16886	108.9	120.9	114.9
55	122	227	15458	98.5	109.3	103.9
50	109	223	13988	88.0	97.7	92.8
45	97	219	12595	78.5	87.0	82.8
40	85	214	11173	69.1	76.4	72.8
35	74	209	9835	60.4	66.8	63.6
30	63	203	8470	52.1	57.3	54.7
25	52	196	7079	43.9	48.1	46.0
20	41	187	5656	35.6	39.0	37.3
15	30	176	4206	27.5	30.0	28.8
12	23	166	3266	22.3	24.2	23.2

<b>Dimming levels table</b>	environmental temperature: 5°C
-----------------------------	--------------------------------

Luminous flux [%]	Dimming level linear	Dimming level logarithmic	Luminous flux [lm]	Power consumption [W]start of lifetime	Power consumption [W]end of lifetime	Power consumption [W]average
100	254	254	29100	210.8	235.4	223.1
95	238	252	27684	196.9	219.7	208.3
90	222	249	26214	183.0	204.2	193.6
85	206	246	24689	169.3	188.8	179.0
80	192	244	23305	157.5	175.4	166.4
75	177	241	21782	145.0	161.3	153.2
70	164	238	20419	134.2	149.2	141.7
65	150	235	18912	122.6	136.2	129.4
60	137	231	17482	112.0	124.3	118.2
55	124	228	16004	101.4	112.5	107.0
50	112	224	14608	91.6	101.6	96.6
45	99	219	13063	81.2	90.0	85.6
40	87	215	11607	71.6	79.3	75.4
35	76	210	10241	62.9	69.5	66.2
30	64	204	8726	53.6	59.0	56.3
25	53	197	7310	45.2	49.6	47.4
20	42	188	5862	37.0	40.5	38.8
15	31	177	4392	28.6	31.2	29.9
11	23	166	3305	22.6	24.5	23.6

## Photometric test report

<b>Family</b> Streetlight 31 maxi	<b>Order number: 5XH4D31B08SA</b> <b>EAN: 4069025102591</b>	<b>LP number</b> 59076_2550
--------------------------------------	--	--------------------------------

<b>Dimming levels table</b>	environmental temperature: 15°C	<b>sITeco</b>
-----------------------------	---------------------------------	---------------

Luminous flux [%]	Dimming level linear	Dimming level logarithmic	Luminous flux [lm]	Power consumption [W]start of lifetime	Power consumption [W]end of lifetime	Power consumption [W]average
100	254	254	28610	209.7	234.2	222.0
95	237	251	27162	194.8	217.5	206.2
90	221	249	25741	181.1	202.1	191.6
85	206	246	24349	168.3	187.7	178.0
80	191	244	22908	155.7	173.5	164.6
75	176	241	21417	143.2	159.4	151.3
70	162	238	19985	131.7	146.4	139.0
65	149	234	18605	121.0	134.5	127.8
60	136	231	17195	110.4	122.6	116.5
55	123	227	15742	99.9	110.9	105.4
50	110	223	14249	89.4	99.2	94.3
45	98	219	12837	79.8	88.5	84.2
40	86	214	11396	70.3	77.8	74.0
35	75	209	10044	61.7	68.2	65.0
30	63	203	8539	52.4	57.7	55.0
25	52	196	7134	44.2	48.5	46.4
20	41	187	5697	35.9	39.3	37.6
15	30	176	4234	27.7	30.2	29.0
11	23	166	3288	22.4	24.3	23.4

**Photometric test report**

<b>Family</b> Streetlight 31 maxi	<b>Order number: 5XH4D31B08SA</b> <b>EAN: 4069025102591</b>	<b>LP number</b> <b>59076_2550</b>
--------------------------------------	--	---------------------------------------

<b>Luminousfluxs table</b>	<b>siteco</b>
----------------------------	---------------

Temperature °C	Luminous flux lm	Power consumption W
25.0	28060.0	208.6
5.0	29100.0	210.8
15.0	28610.0	209.7