

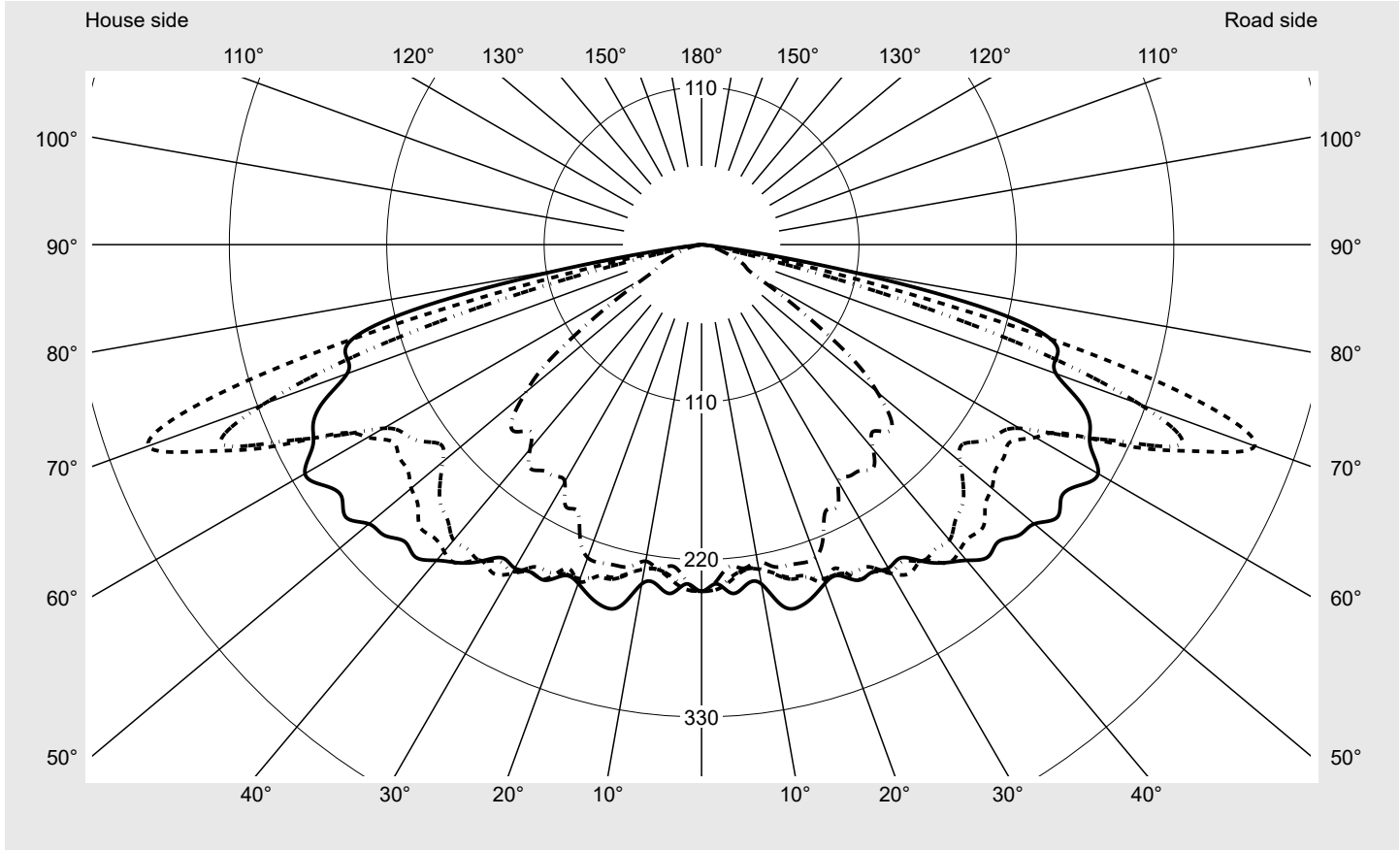


Photometric test report

Family DL 500 iQ	Order number: 5XJ3EQ3CC108 EAN: 4069025498755	LP number 59398_615
	Version Smart Interface up Optic direct, symmetric wide distribution S100004 Cover ----- Lamps LED 3000 K CRI ≥ 70 Controlgear ECG SITECO iQ Rated values Net luminous flux = 5440 lm Power consumption = 36.0 W Luminous efficacy = 151.1 lm/W	serial documentation 24.07.2025
		

Luminous intensity in cd/klm C180-0 C205-25 C210-30 C270-90 **Imax: 411 cd/klm**



Luminaire output ratios

Eta	100.0%
Eta 0° - 90°	100.0%
Eta 90° - 180°	0.0%

Luminous intensity class acc. to EN13201-2

Class:	G4
Imax 70°	411.4
Imax 80°	95.1
Imax 90°	0.0
Imax >90°	0.0
Imax >95°	0.0

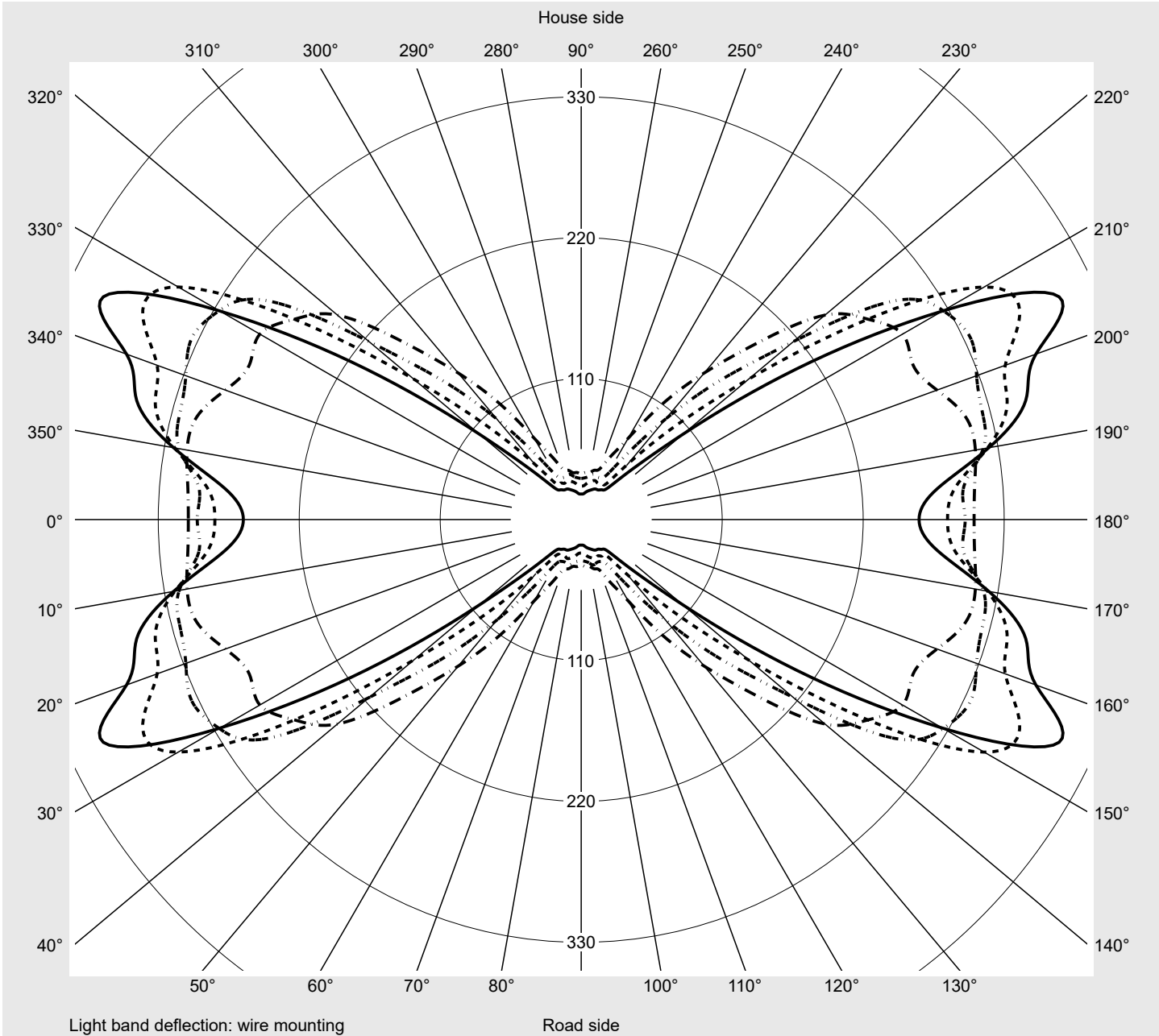
Measurement conditions

DIN EN 13032 and DIN 5032

Photometric test report

Family DL 500 iQ	Order number: 5XJ3EQ3CC108 EAN: 4069025498755	LP number 59398_615
----------------------------	--	-------------------------------

Envelope curve in cd/klm **KMK 70°** **KMK 67.5°** **KMK 65°** **KMK 62.5°** **siteco**



Photometric test report

Family DL 500 iQ	Order number: 5XJ3EQ3CC108 EAN: 4069025498755	LP number 59398_615
----------------------------	--	-------------------------------

siteco

Table of values for luminous intensities Maximum luminous intensity

C-planes	0° 180°	5° 175°	10° 170°	15° 165°	20° 160°	25° 155°	30° 150°	35° 145°	40° 140°	45° 135°	50° 130°	55° 125°	60° 120°
γ	Luminous intensity in cd/klm												
0,0°	242.2	242.2	242.2	242.2	242.2	242.2	242.2	242.2	242.2	242.2	242.2	242.2	242.2
2,5°	237.2	238.8	239.3	239.2	239.9	241.2	240.6	240.8	241.4	240.6	238.9	237.8	237.8
5,0°	244.6	241.4	240.2	237.3	236.1	235.6	233.4	231.4	230.5	230.7	228.2	228.5	226.9
7,5°	239.7	239.5	240.1	235.6	230.3	229.5	229.2	225.4	225.6	225.9	225.4	227.1	225.1
10,0°	240.7	240.9	240.7	237.0	232.9	230.3	229.8	230.5	226.7	226.6	227.4	229.7	229.2
12,5°	258.0	251.4	239.6	234.1	232.4	235.2	235.7	235.9	233.6	234.4	232.0	232.6	231.2
15,0°	262.2	250.4	240.5	240.5	239.4	240.7	241.9	238.0	237.7	239.0	237.6	234.9	234.8
17,5°	258.3	253.0	242.6	241.9	244.5	243.0	243.5	237.8	239.0	239.5	238.9	236.1	238.6
20,0°	251.9	251.7	247.9	246.2	247.7	250.6	248.4	247.3	244.0	239.5	241.1	238.3	236.1
22,5°	250.2	255.3	250.1	252.0	251.1	244.7	249.1	247.1	248.1	247.7	235.9	233.3	230.7
25,0°	258.8	257.1	258.5	256.3	253.3	257.8	252.5	254.0	249.6	244.1	237.2	232.2	232.3
27,5°	258.1	256.5	263.2	259.5	259.5	258.2	253.9	256.2	251.7	239.8	233.2	229.8	227.8
30,0°	261.0	262.4	270.3	263.6	265.2	265.4	263.9	258.9	247.1	240.8	234.7	231.8	223.5
32,5°	259.5	269.3	271.6	271.6	269.8	271.9	262.4	260.2	247.0	244.5	238.0	221.6	215.1
35,0°	270.2	271.5	277.7	274.8	276.3	269.4	269.7	256.6	244.8	241.8	231.1	224.2	215.4
37,5°	280.1	278.2	282.9	283.0	277.8	280.5	268.3	250.9	240.6	237.6	227.8	218.9	216.9
40,0°	288.0	287.7	283.7	284.7	284.3	279.9	269.6	249.3	243.8	233.3	222.4	225.7	216.8
42,5°	296.1	291.5	287.5	295.3	291.2	277.3	262.2	243.9	239.3	228.4	226.9	220.5	217.6
45,0°	293.4	298.8	291.6	294.0	289.4	278.5	257.7	237.7	232.5	235.6	229.6	227.2	218.7
47,5°	300.6	298.4	297.6	302.8	292.3	268.9	248.0	237.2	231.6	238.0	233.9	219.4	210.6
50,0°	303.5	301.8	294.9	296.2	291.7	264.8	236.1	229.1	235.5	235.4	227.4	211.0	203.7
52,5°	313.1	306.4	297.9	293.8	282.3	258.9	229.6	232.4	238.8	238.4	223.0	204.0	193.8
55,0°	307.1	309.6	303.0	293.1	276.4	258.2	239.5	242.7	237.6	226.6	215.3	201.3	182.8
57,5°	313.1	310.7	306.8	291.4	269.9	256.2	246.1	247.7	241.0	221.4	213.5	184.7	154.5
60,0°	320.0	316.0	306.0	294.2	273.9	269.4	256.7	259.9	244.6	223.8	186.2	149.8	120.5
62,5°	306.5	308.2	312.3	310.4	295.5	285.6	289.5	272.8	248.2	195.5	149.4	109.6	73.2
65,0°	299.6	299.7	318.5	324.0	328.3	335.2	326.1	297.5	216.1	154.1	102.4	62.6	40.7
67,5°	285.8	293.3	321.9	344.0	352.1	377.5	363.0	272.0	170.4	101.8	56.5	34.1	32.7
70,0°	263.6	279.1	322.9	359.1	377.5	411.4	325.6	204.8	103.6	53.3	32.1	28.3	26.7
72,5°	260.2	275.7	322.3	347.2	375.3	364.9	242.0	112.7	53.4	31.2	25.3	24.3	21.6
75,0°	251.4	265.8	278.0	285.9	301.8	245.3	128.4	47.3	27.7	22.4	20.0	19.1	16.8
77,5°	197.9	175.8	144.1	149.6	149.5	108.1	39.8	20.4	16.2	15.7	15.3	13.4	11.5
80,0°	95.1	62.5	44.4	47.7	50.8	36.7	13.5	10.8	8.9	8.8	10.7	7.7	7.1
82,5°	19.9	11.3	7.0	9.6	15.5	10.3	5.6	6.2	4.3	3.5	4.0	4.1	4.1
85,0°	1.2	1.2	1.3	1.2	1.4	1.4	1.5	1.4	1.4	1.2	1.2	1.1	1.1
87,5°	0.3	0.3	0.3	0.3	0.4	0.3	0.3	0.3	0.3	0.2	0.2	0.2	0.2
90,0°	0.0	0.0	0.0	0.0	0.0	0.0	0.0	0.0	0.0	0.0	0.0	0.0	0.0

Photometric test report

Family DL 500 iQ	Order number: 5XJ3EQ3CC108 EAN: 4069025498755	LP number 59398_615
----------------------------	--	-------------------------------



Table of values for luminous intensities Maximum luminous intensity

C-planes	65° 115°	70° 110°	75° 105°	80° 100°	85° 95°	90°	185° 355°	190° 350°	195° 345°	200° 340°	205° 335°	210° 330°	215° 325°
γ	Luminous intensity in cd/klm												
0,0°	242.2	242.2	242.2	242.2	242.2	242.2	242.2	242.2	242.2	242.2	242.2	242.2	242.2
2,5°	237.6	237.2	238.4	236.8	236.6	235.5	238.8	239.3	239.2	239.9	241.2	240.6	240.8
5,0°	225.5	223.4	223.5	224.4	224.8	225.6	241.4	240.2	237.3	236.1	235.6	233.4	231.4
7,5°	224.0	222.3	222.8	225.7	224.9	228.1	239.5	240.1	235.6	230.3	229.5	229.2	225.4
10,0°	227.7	225.8	224.1	224.7	223.8	224.6	240.9	240.7	237.0	232.9	230.3	229.8	230.5
12,5°	231.2	231.4	229.8	229.8	229.6	230.4	251.4	239.6	234.1	232.4	235.2	235.7	235.9
15,0°	230.0	230.3	232.1	235.2	232.2	232.0	250.4	240.5	240.5	239.4	240.7	241.9	238.0
17,5°	237.7	232.4	229.1	230.6	232.7	233.2	253.0	242.6	241.9	244.5	243.0	243.5	237.8
20,0°	232.3	229.1	229.0	222.8	224.5	232.7	251.7	247.9	246.2	247.7	250.6	248.4	247.3
22,5°	227.4	224.4	223.2	217.3	219.8	221.9	255.3	250.1	252.0	251.1	244.7	249.1	247.1
25,0°	229.1	225.8	217.2	216.6	211.4	205.4	257.1	258.5	256.3	253.3	257.8	252.5	254.0
27,5°	221.2	221.3	210.3	205.3	201.2	205.9	256.5	263.2	259.5	259.5	258.2	253.9	256.2
30,0°	219.6	203.8	203.4	198.5	195.7	191.2	262.4	270.3	263.6	265.2	265.4	263.9	258.9
32,5°	213.1	203.8	198.3	195.7	194.0	191.8	269.3	271.6	271.6	269.8	271.9	262.4	260.2
35,0°	208.0	203.1	202.6	196.4	199.0	192.9	271.5	277.7	274.8	276.3	269.4	269.7	256.6
37,5°	214.0	207.7	201.2	204.7	194.8	196.9	278.2	282.9	283.0	277.8	280.5	268.3	250.9
40,0°	214.8	205.4	199.6	193.5	195.0	186.4	287.7	283.7	284.7	284.3	279.9	269.6	249.3
42,5°	212.5	197.8	193.6	191.5	186.2	177.2	291.5	287.5	295.3	291.2	277.3	262.2	243.9
45,0°	204.2	194.8	190.2	187.3	183.5	184.7	298.8	291.6	294.0	289.4	278.5	257.7	237.7
47,5°	198.5	192.3	181.2	184.3	173.1	179.1	298.4	297.6	302.8	292.3	268.9	248.0	237.2
50,0°	192.3	181.6	172.1	167.7	161.5	160.3	301.8	294.9	296.2	291.7	264.8	236.1	229.1
52,5°	180.8	167.6	154.5	148.1	139.4	137.0	306.4	297.9	293.8	282.3	258.9	229.6	232.4
55,0°	162.1	142.2	122.5	115.6	106.9	100.5	309.6	303.0	293.1	276.4	258.2	239.5	242.7
57,5°	128.4	106.6	92.1	76.1	71.9	68.4	310.7	306.8	291.4	269.9	256.2	246.1	247.7
60,0°	90.9	69.4	55.8	47.4	46.4	43.4	316.0	306.0	294.2	273.9	269.4	256.7	259.9
62,5°	54.4	42.1	39.9	37.1	36.9	35.5	308.2	312.3	310.4	295.5	285.6	289.5	272.8
65,0°	36.0	35.7	36.7	34.2	32.7	32.1	299.7	318.5	324.0	328.3	335.2	326.1	297.5
67,5°	31.2	32.2	31.0	29.2	26.7	26.1	293.3	321.9	344.0	352.1	377.5	363.0	272.0
70,0°	26.3	24.9	23.4	21.9	20.2	20.0	279.1	322.9	359.1	377.5	411.4	325.6	204.8
72,5°	20.5	19.7	18.0	16.2	16.2	14.7	275.7	322.3	347.2	375.3	364.9	242.0	112.7
75,0°	16.0	14.9	13.6	11.8	11.4	11.4	265.8	278.0	285.9	301.8	245.3	128.4	47.3
77,5°	11.5	10.5	8.9	7.7	6.7	6.8	175.8	144.1	149.6	149.5	108.1	39.8	20.4
80,0°	7.4	6.4	5.4	4.6	3.8	3.8	62.5	44.4	47.7	50.8	36.7	13.5	10.8
82,5°	3.5	3.3	2.7	2.1	1.9	1.8	11.3	7.0	9.6	15.5	10.3	5.6	6.2
85,0°	1.2	1.1	1.0	0.8	0.6	0.8	1.2	1.3	1.2	1.4	1.4	1.5	1.4
87,5°	0.2	0.2	0.2	0.1	0.2	0.3	0.3	0.3	0.3	0.4	0.3	0.3	0.3
90,0°	0.0	0.0	0.0	0.0	0.0	0.0	0.0	0.0	0.0	0.0	0.0	0.0	0.0

Photometric test report

Family DL 500 iQ	Order number: 5XJ3EQ3CC108 EAN: 4069025498755	LP number 59398_615
Table of values for luminous intensities		Maximum luminous intensity
		siteco

C-planes	220° 320°	225° 315°	230° 310°	235° 305°	240° 300°	245° 295°	250° 290°	255° 285°	260° 280°	265° 275°	270°	Phi-zone	Total Phi-zone
γ	Luminous intensity in cd/klm											Luminous flux in lm/klm	
0,0°	242.2	242.2	242.2	242.2	242.2	242.2	242.2	242.2	242.2	242.2	242.2	0.4	0.4
2,5°	241.4	240.6	238.9	237.8	237.8	237.6	237.2	238.4	236.8	236.6	235.5	2.9	3.2
5,0°	230.5	230.7	228.2	228.5	226.9	225.5	223.4	223.5	224.4	224.8	225.6	5.5	8.7
7,5°	225.6	225.9	225.4	227.1	225.1	224.0	222.3	222.8	225.7	224.9	228.1	8.2	16.9
10,0°	226.7	226.6	227.4	229.7	229.2	227.7	225.8	224.1	224.7	223.8	224.6	10.9	27.9
12,5°	233.6	234.4	232.0	232.6	231.2	231.2	231.4	229.8	229.8	229.6	230.4	13.9	41.8
15,0°	237.7	239.0	237.6	234.9	234.8	230.0	230.3	232.1	235.2	232.2	232.0	16.9	58.7
17,5°	239.0	239.5	238.9	236.1	238.6	237.7	232.4	229.1	230.6	232.7	233.2	19.7	78.4
20,0°	244.0	239.5	241.1	238.3	236.1	232.3	229.1	229.0	222.9	224.5	232.7	22.5	100.9
22,5°	248.1	247.7	235.9	233.3	230.7	227.4	224.4	223.2	217.3	219.8	221.9	25.0	125.9
25,0°	249.6	244.1	237.2	232.2	232.3	229.1	225.8	217.2	216.6	211.4	205.4	27.8	153.7
27,5°	251.7	239.8	233.2	229.8	227.8	221.2	221.3	210.3	205.3	201.2	205.9	30.1	183.8
30,0°	247.1	240.8	234.7	231.8	223.5	219.5	203.8	203.4	198.5	195.7	191.2	32.6	216.3
32,5°	247.0	244.5	238.0	221.6	215.1	213.1	203.8	198.3	195.7	194.0	191.8	35.0	251.3
35,0°	244.8	241.8	231.1	224.2	215.4	208.0	203.1	202.6	196.4	199.0	192.9	37.5	288.8
37,5°	240.6	237.6	227.8	218.9	216.9	214.0	207.7	201.2	204.7	194.8	196.9	40.1	328.9
40,0°	243.8	233.3	222.4	225.7	216.8	214.8	205.4	199.6	193.5	195.0	186.4	42.4	371.3
42,5°	239.3	228.4	226.9	220.5	217.6	212.5	197.8	193.6	191.5	186.2	177.2	44.2	415.5
45,0°	232.5	235.6	229.6	227.2	218.7	204.2	194.8	190.2	187.3	183.5	184.7	46.2	461.7
47,5°	231.6	238.0	233.9	219.4	210.6	198.5	192.3	181.2	184.3	173.1	179.1	47.7	509.4
50,0°	235.5	235.4	227.4	211.0	203.7	192.3	181.6	172.1	167.7	161.5	160.3	48.2	557.6
52,5°	238.8	238.4	223.0	204.0	193.8	180.8	167.6	154.5	148.1	139.4	137.0	48.5	606.2
55,0°	237.6	226.6	215.3	201.3	182.8	162.1	142.2	122.5	115.6	106.9	100.5	47.9	654.0
57,5°	241.0	221.4	213.5	184.7	154.5	128.4	106.6	92.1	76.1	71.9	68.4	46.4	700.4
60,0°	244.6	223.8	186.2	149.8	120.5	90.9	69.4	55.8	47.4	46.4	43.4	44.7	745.2
62,5°	248.2	195.5	149.4	109.6	73.2	54.4	42.1	39.9	37.1	36.9	35.5	43.7	788.8
65,0°	216.1	154.1	102.4	62.6	40.7	36.0	35.7	36.7	34.2	32.7	32.1	43.4	832.2
67,5°	170.4	101.8	56.5	34.1	32.7	31.2	32.2	31.0	29.2	26.7	26.1	42.6	874.8
70,0°	103.6	53.3	32.1	28.3	26.7	26.3	24.9	23.4	21.9	20.2	20.0	39.8	914.6
72,5°	53.4	31.2	25.3	24.3	21.6	20.5	19.7	18.0	16.2	16.2	14.7	35.2	949.9
75,0°	27.7	22.4	20.0	19.1	16.8	16.0	14.9	13.6	11.8	11.4	11.4	27.3	977.2
77,5°	16.2	15.7	15.3	13.4	11.5	11.5	10.5	8.9	7.7	6.7	6.8	15.0	992.2
80,0°	8.9	8.8	10.7	7.7	7.1	7.4	6.4	5.4	4.6	3.8	3.8	5.8	998.0
82,5°	4.3	3.5	4.0	4.1	4.1	3.5	3.3	2.7	2.1	1.9	1.8	1.7	999.6
85,0°	1.4	1.2	1.2	1.1	1.1	1.2	1.1	1.0	0.8	0.6	0.8	0.3	999.9
87,5°	0.3	0.2	0.2	0.2	0.2	0.2	0.2	0.2	0.1	0.2	0.3	0.1	1000.0
90,0°	0.0	0.0	0.0	0.0	0.0	0.0	0.0	0.0	0.0	0.0	0.0	0.0	1000.0

Photometric test report

Family DL 500 iQ	Order number: 5XJ3EQ3CC108 EAN: 4069025498755	LP number 59398_615
---------------------	--	------------------------

Dimming levels table	environmental temperature: 25°C	siteco
----------------------	---------------------------------	--------

Luminous flux [%]	Dimming level linear	Dimming level logarithmic	Luminous flux [lm]	Power consumption [W]start of lifetime	Power consumption [W]end of lifetime	Power consumption [W]average
100	254	254	5440	36.0	37.7	36.8
95	241	252	5162	33.8	35.4	34.6
90	229	250	4905	31.9	33.3	32.6
85	216	248	4626	29.9	31.2	30.6
80	203	246	4348	27.8	29.1	28.4
75	190	243	4069	25.8	27.0	26.4
70	178	241	3812	24.0	25.1	24.6
65	165	238	3534	22.1	23.2	22.6
60	152	235	3255	20.2	21.1	20.6
55	140	232	2998	18.5	19.3	18.9
50	127	229	2720	16.7	17.5	17.1
45	114	225	2442	15.0	15.7	15.4
40	102	221	2185	13.4	14.0	13.7
35	89	216	1906	11.7	12.2	12.0
30	76	210	1628	10.1	10.5	10.3
25	63	203	1349	8.5	8.8	8.6
20	51	195	1092	7.1	7.3	7.2
15	38	184	814	5.5	5.7	5.6
11	28	173	600	4.3	4.4	4.4