

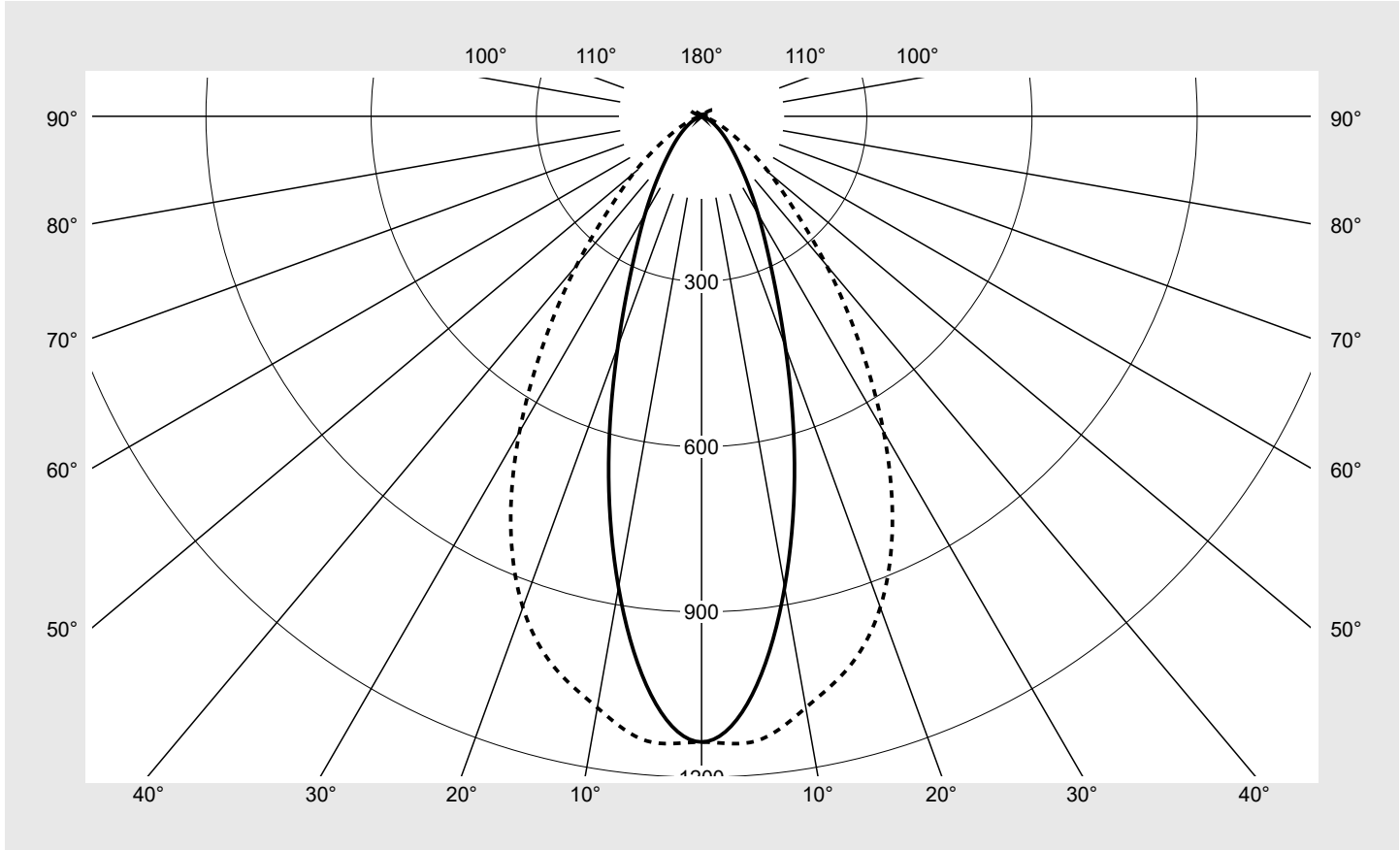


## Photometric test report

<b>Family</b> <b>Trunking Flex 31</b>	<b>Order number: 51RF1EMB495G5</b> <b>EAN: 4069025537140</b>	<b>LP number</b> <b>59804_77</b>
	<b>Version</b> primary light control with lens, transparent, PMMA, elliptical narrow distribution <b>Lamps</b> LED 4000 K   CRI ≥ 80 <b>Controlgear</b> ECG Multilumen <b>Rated values</b> Net luminous flux = 9480 lm Power consumption = 53.5 W Luminous efficacy = 177.2 lm/W	<b>serial documentation</b> <b>08.08.2025</b>
		

**Luminous intensity in cd/klm** C180-0 C270-90 **Imax: 1139 cd/klm**



Classifications	
DIN 5040	A 6 2
CIE	N1=80 N2=96 N3=99 N4=95 N5=100

Luminaire light output ratios	
$\eta_{LB}$	100.0%
$\phi_u$	94.9%
$\phi_o$	5.1%

Measurement conditions
DIN EN 13032 and DIN 5032

## Photometric test report

<b>Family</b> Trunking Flex 31	<b>Order number: 51RF1EMB495G5</b> <b>EAN: 4069025537140</b>	<b>LP number</b> 59804_77
<b>Table of values for luminous intensities</b>		<b>Maximum luminous intensity</b>
		<b>sITeco</b>

C-planes $\gamma$	0° 180°	15°	30°	45°	60°	75°	90° 270°	Phi-zone	Total Phi-zone
		165° 195° 345°	150° 210° 330°	135° 225° 315°	120° 240° 300°	105° 255° 285°			
Luminous intensity in cd/klm							Luminous flux in lm/klm		
0°	1136.2	1136.2	1136.2	1136.2	1136.2	1136.2	1136.2	6.8	6.8
5°	1054.4	1060.7	1075.6	1092.3	1108.0	1131.1	1138.6	52.3	59.1
10°	868.6	876.4	906.9	970.4	1030.6	1069.7	1090.3	92.5	151.6
15°	651.9	662.3	713.1	792.0	905.5	998.6	1035.1	116.2	267.8
20°	444.1	454.6	521.3	624.3	752.8	884.8	948.9	122.9	390.7
25°	295.6	308.2	349.7	469.7	609.4	739.8	820.0	117.2	507.9
30°	205.5	217.0	247.8	327.0	467.1	589.9	661.2	104.2	612.1
35°	141.8	151.1	178.3	239.4	343.8	443.1	496.5	87.8	699.9
40°	98.2	105.4	128.3	175.6	244.3	324.5	352.2	70.7	770.6
45°	70.2	74.1	90.5	128.2	178.7	223.6	235.6	54.8	825.4
50°	49.9	52.7	65.3	94.0	127.0	151.6	161.9	41.7	867.1
55°	34.5	35.9	46.3	65.0	89.1	100.0	102.2	30.3	897.4
60°	22.9	23.9	30.4	44.9	57.7	64.7	61.5	20.9	918.2
65°	14.2	14.6	19.4	29.1	37.2	37.8	35.9	13.5	931.8
70°	10.4	8.7	10.9	16.9	22.3	20.0	19.1	8.0	939.8
75°	6.9	5.2	6.6	10.2	11.9	11.1	9.7	4.7	944.5
80°	4.1	3.4	4.4	5.7	6.3	5.9	4.7	2.7	947.2
85°	4.0	2.5	2.6	3.2	4.0	2.7	1.7	1.6	948.8
90°	2.1	1.9	2.0	2.4	2.0	1.3	0.8	1.0	949.8
95°	2.9	2.5	2.5	3.0	2.5	1.7	1.3	1.3	951.1
100°	3.2	4.1	5.4	5.9	7.0	3.5	2.4	2.6	953.7
105°	4.3	5.8	11.5	12.7	19.8	9.3	3.3	5.5	959.2
110°	6.2	7.9	17.9	21.7	23.4	19.7	8.1	8.4	967.6
115°	6.1	9.6	17.3	20.2	20.9	23.8	19.3	8.6	976.3
120°	8.5	10.2	14.0	16.5	18.0	20.9	23.1	7.6	983.8
125°	7.7	8.9	10.8	12.2	13.6	15.8	17.7	5.5	989.4
130°	6.4	7.0	7.5	8.5	10.0	11.8	11.5	3.8	993.1
135°	4.7	4.8	5.3	6.1	6.6	8.3	7.8	2.4	995.5
140°	3.2	3.5	4.3	4.6	4.9	5.6	5.1	1.6	997.1
145°	6.0	4.5	3.5	3.3	3.6	3.7	3.6	1.2	998.3
150°	2.7	2.2	2.0	2.3	2.7	2.6	2.3	0.7	999.0
155°	1.6	1.6	1.7	1.8	2.1	1.9	1.6	0.4	999.4
160°	1.2	1.4	1.5	1.7	1.9	1.3	1.5	0.3	999.7
165°	1.1	1.2	1.2	1.3	1.3	1.2	1.2	0.2	999.9
170°	1.1	1.0	1.0	1.0	1.0	0.9	0.9	0.1	1000.0
175°	0.6	0.7	0.6	0.6	0.6	0.6	0.7	0.0	1000.0
180°	0.6	0.6	0.6	0.6	0.6	0.6	0.6	0.0	1000.0

## Photometric test report

<b>Family</b> Trunking Flex 31	<b>Order number: 51RF1EMB495G5</b> <b>EAN: 4069025537140</b>	<b>LP number</b> 59804_77
-----------------------------------	---	------------------------------

<b>UGR-Table</b>	<b>Standard room</b>	<b>siteco</b>
------------------	----------------------	---------------

Reflection factor of ceiling	0.7	0.7	0.5	0.5	0.3	0.7	0.7	0.5	0.5	0.3	
Reflection factor of walls	0.5	0.3	0.5	0.3	0.3	0.5	0.3	0.5	0.3	0.3	
Reflection factor of floor	0.2	0.2	0.2	0.2	0.2	0.2	0.2	0.2	0.2	0.2	
Room dimensions	View crosswise (C0)					View endwise (C90)					
x	y										
2H	2H	16.0	17.4	16.4	17.7	18.0	22.1	23.4	22.4	23.7	24.0
	3H	16.2	17.3	16.6	17.7	18.0	22.3	23.4	22.6	23.7	24.1
	4H	16.2	17.3	16.6	17.6	18.0	22.3	23.3	22.7	23.7	24.0
	6H	16.2	17.2	16.6	17.6	18.0	22.3	23.2	22.7	23.6	23.9
	8H	16.3	17.2	16.7	17.6	18.0	22.3	23.1	22.8	23.5	23.9
	12H	16.3	17.2	16.8	17.6	18.0	22.3	23.0	22.8	23.4	23.8
4H	2H	16.8	17.8	17.2	18.2	18.5	22.0	23.1	22.4	23.4	23.8
	3H	16.9	17.8	17.4	18.2	18.6	22.2	23.1	22.7	23.5	23.9
	4H	17.0	17.8	17.4	18.2	18.6	22.3	23.1	22.7	23.5	23.9
	6H	17.0	17.7	17.5	18.1	18.6	22.3	22.9	22.8	23.4	23.8
	8H	17.0	17.6	17.5	18.1	18.6	22.3	22.9	22.8	23.3	23.8
	12H	17.1	17.6	17.6	18.1	18.6	22.3	22.8	22.8	23.2	23.7
8H	4H	17.1	17.7	17.6	18.2	18.6	22.2	22.8	22.7	23.3	23.7
	6H	17.2	17.7	17.7	18.1	18.6	22.2	22.7	22.7	23.2	23.7
	8H	17.2	17.6	17.7	18.1	18.6	22.2	22.6	22.7	23.1	23.7
	12H	17.3	17.6	17.8	18.1	18.7	22.2	22.6	22.7	23.1	23.6
12H	4H	17.2	17.6	17.7	18.1	18.6	22.2	22.7	22.7	23.2	23.7
	6H	17.2	17.6	17.7	18.1	18.6	22.2	22.6	22.7	23.1	23.6
	8H	17.3	17.6	17.8	18.1	18.6	22.2	22.5	22.7	23.0	23.6

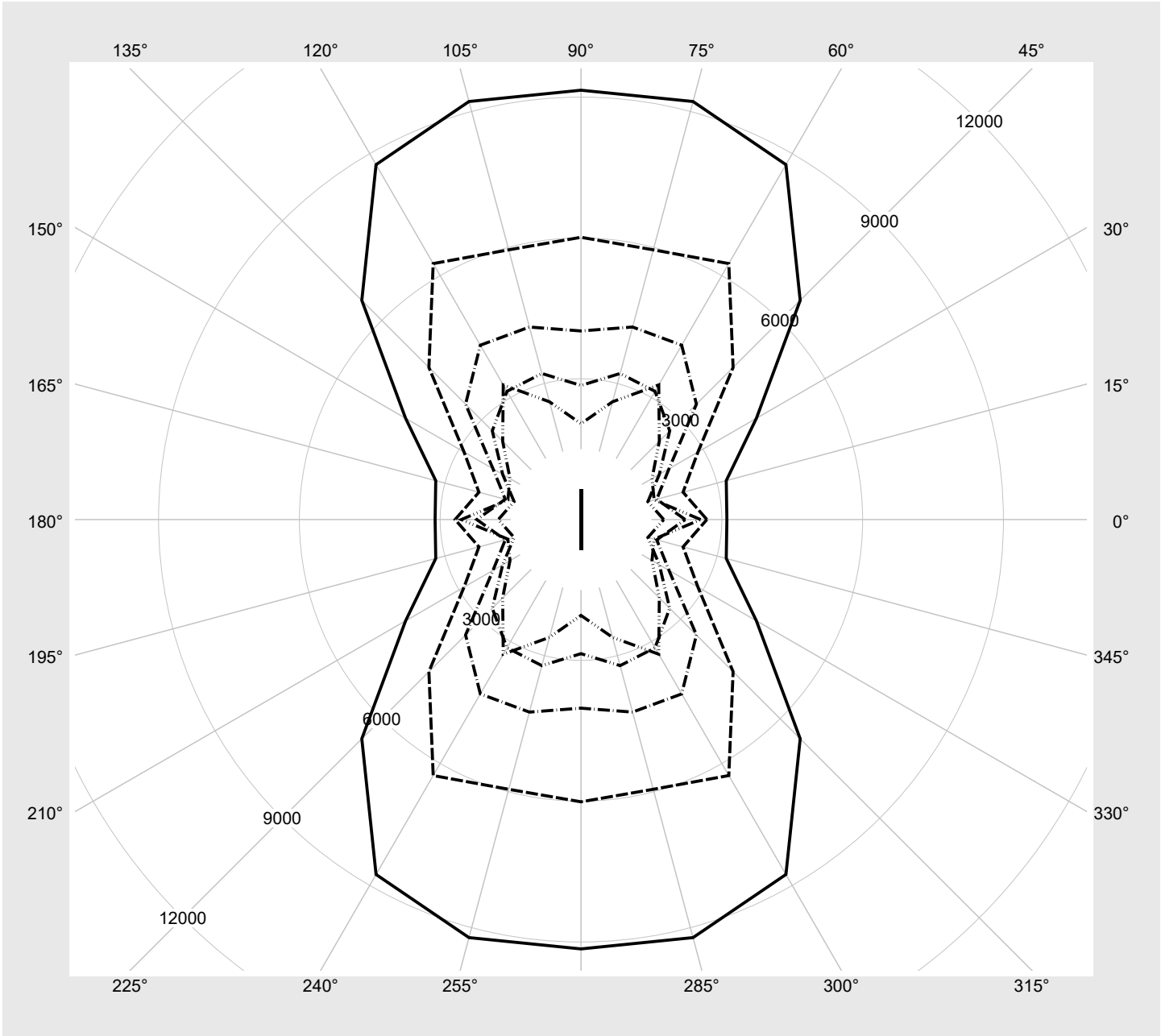
<b>Luminance table</b>	<b>Max. for <math>\gamma \geq 65^\circ</math></b>	<b>Photometric dimensions in mm:</b>	<b>L = 1433</b>	<b>H(C0) = 5</b>	<b>H(C180) = 5</b>
			<b>B = 61</b>	<b>H(C90) = 5</b>	<b>H(C270) = 5</b>

C-planes	$\gamma$	Luminance in cd/m <sup>2</sup>							
		0° 180°	15° 165° 195° 345°	30° 150° 210° 330°	45° 135° 225° 315°	60° 120° 240° 300°	75° 105° 255° 285°	90° 270°	
45°		9957.6	10527.7	12937.7	18546.7	26255.2	33465.2	36006.9	
50°		7676.2	8109.3	10133.0	14792.3	20352.4	24855.5	27202.7	
55°		5837.2	6088.6	7932.6	11305.4	15855.1	18261.5	19236.4	
60°		4354.7	4545.7	5859.4	8814.6	11631.9	13459.1	13255.2	
65°		3108.1	3203.9	4315.1	6604.3	8732.1	9221.1	9147.9	
70°		2682.0	2251.0	2876.9	4582.7	6297.9	5949.7	6014.0	
75°		2220.4	1670.5	2164.6	3477.6	4289.8	4246.8	4018.5	
80°		1762.5	1475.3	1926.9	2672.7	3154.3	3221.8	2857.6	
85°		2549.8	1613.2	1746.9	2360.3	3312.5	2598.4	2042.6	

**Photometric test report**

<b>Family</b> Trunking Flex 31	<b>Order number: 51RF1EMB495G5</b> <b>EAN: 4069025537140</b>	<b>LP number</b> 59804_77
-----------------------------------	---	------------------------------

**Luminance values in cd/m<sup>2</sup>**     γ 65°   γ 70°   γ 75°   γ 80°   γ 85°     **siteco**



### Photometric test report

Family <b>Trunking Flex 31</b>	Order number: <b>51RF1EMB495G5</b> EAN: <b>4069025537140</b>	LP number <b>59804_77</b>
-----------------------------------	---	------------------------------

<b>Multilumen Table</b>	environmental temperature: 25°C	<b>siteco</b>
-------------------------	---------------------------------	---------------

DIP-Step	Switch Setting				Luminous flux [lm]	Power consumption [W]
	1	2	3	4		
14	ON	ON	ON	OFF	9480	53.5
12	ON	ON	OFF	OFF	8570	48.0
9	ON	OFF	OFF	ON	7060	40.0
7	OFF	ON	ON	ON	6160	34.8
5	OFF	ON	OFF	ON	5250	29.7
3	OFF	OFF	ON	ON	4300	24.4