


**Order No.:** 5LZ930200 | **GTIN (EAN):** 4058352385944

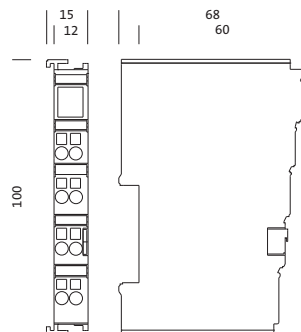
**Product description:** SCon11,DALI2term



SITECO Connect 11DALI-2 terminal, central control - connection to lighting or building management, installation type: recessed, installation location: in an electrical distributor, protection rating (complete): IP20, certification: CE, voltage: 24V, voltage type: DC, 1 x K-Bus, 2 x digital switching contact, 1 x DALI-2, packaging unit: 1 piece

IP 20 CE

Wt. (kg): 0.1  
GTIN (EAN): 4058352385944




It is mandatory that the assembly instructions must be observed when planning and installing the electrical installation (to be found at [www.siteco.com](http://www.siteco.com))

Tolerances related to thermal, electrical and photometric data according to IEC 62722

Issued 09.04.2025 - Modifications and errors subject to change - Ensure that you always use the latest version -

**Order No.:** 5LZ930200 | **GTIN (EAN):** 4058352385944

**Detailed technical description:** SCon11,DALI2term



## Key data

- System family: Siteco Connect 11
- Product type: control unit
- Product name: SITECO Connect 11
- Order No.: 5LZ930200

## Lighting technology | Lamps | Control gear

### Component 1

#### Operating device:

- Control: DALI 2

#### Certificates, Standards

- Protection rating: IP20
- Temperature range (operation):  
0..+55°C
- Certification, designation: CE

#### Material, Colour

- Colour specification: grey

#### Mounting

- Mounting method, mounting location:  
recessed, in an electrical distributor

#### Electrical connection

- Nominal voltage: 24V, DC

#### Dimensions, Weight

- Length: 100mm
- Width: 12mm
- Height: 68mm
- Weight: 0.1kg

#### Inputs

##### 1x K-Bus

- Option: system current 55mA

##### 2x digital switching contact

- Option: for easy commissioning

#### Outputs

##### 1x DALI-2

- Connection: plug-in terminal, 2x 2-pole,  
max. 2.5mm<sup>2</sup>
- Protocol: according to current DALI-2  
standard
- Feature: integrated power supply  
(250mA per DALI line)

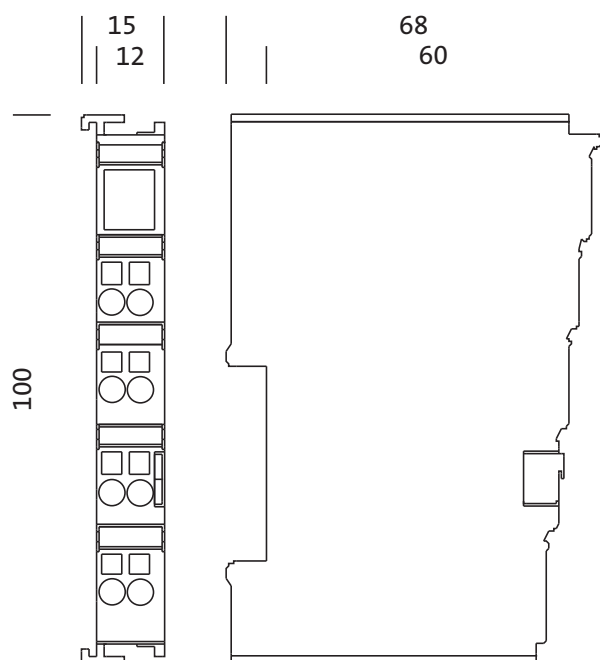
It is mandatory that the assembly instructions must be observed when planning and installing the electrical installation (to be found at [www.siteco.com](http://www.siteco.com))

Tolerances related to thermal, electrical and photometric data according to IEC 62722

Issued 09.04.2025 - Modifications and errors subject to change - Ensure that you always use the latest version -

**Order No.:** 5LZ930200 | **GTIN (EAN):** 4058352385944

**Dimensions:** SCon11,DALI2term



It is mandatory that the assembly instructions must be observed when planning and installing the electrical installation (to be found at [www.siteco.com](http://www.siteco.com))

Tolerances related to thermal, electrical and photometric data according to IEC 62722

Issued 09.04.2025 - Modifications and errors subject to change - Ensure that you always use the latest version -