

**Order No.:** 5WM25C802XN2 | **GTIN (EAN):** 4058352385302

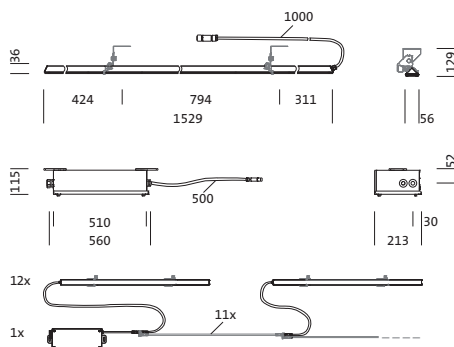
**Product description:** TL13,51600lm840,StepDIM,TSG



TL 13, tunnel luminaire, primary optical cover: cover panel, of toughened safety glass, light emission: direct distribution, primary light characteristic: symmetric, installation type: surface-mounted, connection on control gear side, LED, Mid Power LED, rated luminous flux: 51.600lm, luminous efficacy: 188lm/W, light colour: 840, colour temperature: 4000K, control gear: 10StepDIM, with connection cable with system connection, mains connection: 220..240V, AC, 50/60Hz, connection cable pre-assembled, cable length: 1m, wiring characteristics: FE05B/CPR class B2ca s1a-d1-a1, rated input power: 275W, connection on mains side, 6-pole, max. 10mm<sup>2</sup> (5G+1), with terminal, luminaire housing, of stainless steel 1.4404 (AISI316), etched and passivated, length: 1.529mm, width: 56mm, height: 36mm, e-box, of stainless steel 1.4404 (AISI316), etched and passivated, length: 510mm, width: 213mm, height: 112mm, protection rating (complete): IP66, certification: CE, packaging unit: set of 12

IP 66

Lamps:	LED
Wt. (kg):	30.1
GTIN (EAN):	4058352385302



It is mandatory that the assembly instructions must be observed when planning and installing the electrical installation (to be found at [www.siteco.com](http://www.siteco.com))

Tolerances related to thermal, electrical and photometric data according to IEC 62722

Issued 09.04.2025 - Modifications and errors subject to change - Ensure that you always use the latest version -

**Order No.:** 5WM25C802XN2 | **GTIN (EAN):** 4058352385302

**Detailed technical description:** TL13,51600lm840,StepDIM,TSG



#### Key data

- Product type: tunnel luminaire
- Product name: TL 13
- Order No.: 5WM25C802XN2

#### Dimensions, Weight

- Length: 1529mm
- Width: 56mm
- Height: 36mm
- Weight: 30.1kg

#### Lighting technology | Lamps | Control gear

##### Component 1

#### Lighting technology:

- Cover: cover panel
- Symmetry: symmetric distribution
- Light emission: direct distribution

#### Lamps:

- Supplement: minimum bending radius:  
cable diameter x 10

#### Operating device:

- Control gear: ECG dimmable
- Control: 10StepDIM

##### Component 2

##### Component 3

#### Certificates, Standards

- Protection rating: IP66
- Certification, designation: CE

#### Material, Colour

- luminaire housing: stainless steel  
1.4404 (AISI316), etched and  
passivated
- Quantity: 12 piece
- e-box: stainless steel 1.4404 (AISI316),  
etched and passivated
- Quantity: 1 piece
- Cover: cover panel of toughened safety  
glass

#### Mounting

- Mounting method, mounting location:  
surface-mounted, to supporting  
structure, to the ceiling

#### Electrical connection

- Connection: connection cable with  
system connection
- Nominal voltage: 220..240V, 50/60Hz,  
AC
- Connection cable: pre-assembled, L=  
1m

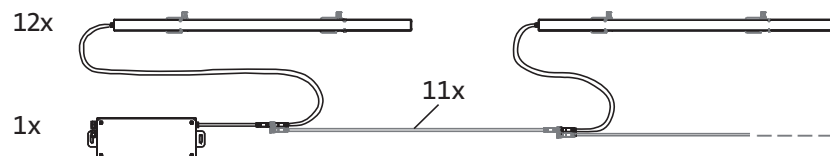
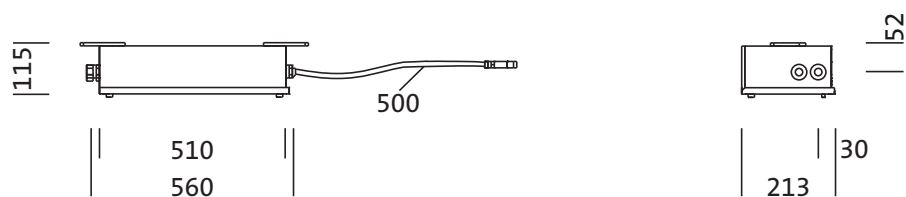
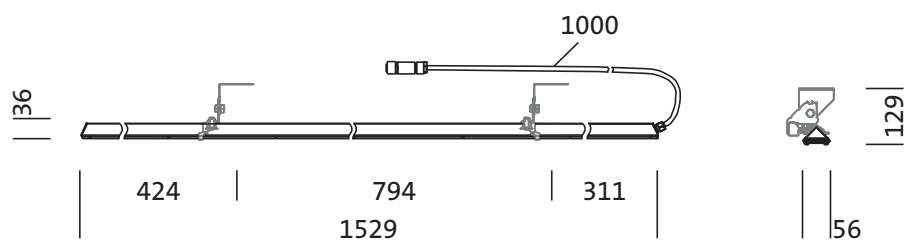
It is mandatory that the assembly instructions must be observed when planning and installing the electrical installation (to be found at [www.siteco.com](http://www.siteco.com))

Tolerances related to thermal, electrical and photometric data according to IEC 62722

Issued 09.04.2025 - Modifications and errors subject to change - Ensure that you always use the latest version -

**Order No.:** 5WM25C802XN2 | **GTIN (EAN):** 4058352385302

**Dimensions:** TL13,51600lm840,StepDIM,TSG



It is mandatory that the assembly instructions must be observed when planning and installing the electrical installation (to be found at [www.siteco.com](http://www.siteco.com))

Tolerances related to thermal, electrical and photometric data according to IEC 62722

Issued 09.04.2025 - Modifications and errors subject to change - Ensure that you always use the latest version -

**Order No.:** 5WM25C802XN2 | **GTIN (EAN):** 4058352385302

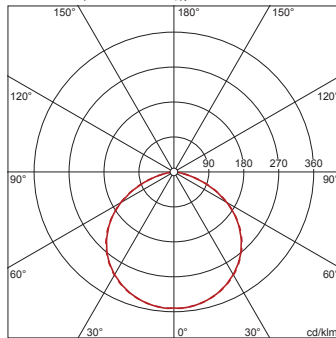
**Planning data:** TL13,51600lm840,StepDIM,TSG

**5WM25C802XN2: 1x LED**

4058352385302

5WM25C802XN2

LED 4000 K | CRI  $\geq 80$   $\phi_N$  4300 lm



— C 0/180      - - - C 90/270

It is mandatory that the assembly instructions must be observed when planning and installing the electrical installation (to be found at [www.siteco.com](http://www.siteco.com))

Tolerances related to thermal, electrical and photometric data according to IEC 62722

Issued 09.04.2025 - Modifications and errors subject to change - Ensure that you always use the latest version -