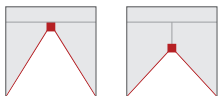


Order No.: 51RE12MA16B | **GTIN (EAN):** 4058352581872


Product description: TrFI31,LI,wd,6400lm835,ML,wh



Trunking Flex 31, luminaire insert, of extruded aluminium section, coated, traffic white (RAL 9016), length: 1.172mm, width: 91mm, height: 53mm, LED rated luminous flux: 6.400lm, light colour: 835, control gear: ON/OFF Multilumen, with system connector: socket, mains connection: 220..240V, AC, 50/60Hz, rated input power: 40W, luminous flux adjustable on luminaire in four steps (3420/4540/5580/6630lm), connected load according to luminous flux setting (20/26/33/40W), primary light control with lens, of plastic, primary optical cover: cover, of PMMA, light emission: direct distribution, protection rating (complete): IP20, insulation class (complete): insulation class I (protective earthing), certification: CE, UKCA, impact resistance: IK02, permissible ambient temperature for indoor applications: -20...+40°C, packaging unit: 1 piece

IP 20  

Lamps:	LED
Wt. (kg):	1.2
GTIN (EAN):	4058352581872



It is mandatory that the assembly instructions must be observed when planning and installing the electrical installation (to be found at www.siteco.com)

Tolerances related to thermal, electrical and photometric data according to IEC 62722

Issued 22.03.2024 - Modifications and errors subject to change - Ensure that you always use the latest version -

Order No.: 51RE12MA16B | **GTIN (EAN):** 4058352581872

Detailed technical description: TrFI31,LI,wd,6400lm835,ML,wh



Key data

- Product type: luminaire insert
- Product name: Trunking Flex 31
- Order No.: 51RE12MA16B

Lighting technology | Lamps | Control gear

Component 1

Lighting technology:

- Light control: lens of plastic
- Cover: cover
- Beam angle: wide distribution
- Light emission: direct distribution
- UGR viewing direction along longitudinal luminaire axis: ≤ 25
- UGR viewing direction along lateral luminaire axis: ≤ 25

Lamps:

- Lamps: with LED
- Rated luminous flux: 6400lm
- Luminous efficacy: 160lm/W
- Colour temperature: 3500K
- Colour rendering index: CRI > 80
- Light colour: 835
- SDCM (Standard Deviation of Colour Matching): MacAdam ≤ 3 SDCM (initial)
- Rated input power: 40W
- Supplement: connected load according to luminous flux setting (20/26/33/40W), luminous flux adjustable on luminaire in four steps (3420/4540/5580/6630lm)

Operating device:

- Control: ON/OFF Multilumen

Certificates, Standards

- Protection rating: IP20
- Insulation class: insulation class I (protective earthing)
- Impact resistance: IK02
- Temperature range (operation): -20...+40°C
- Certification, designation: CE, UKCA

Material, Colour

- refurbishment insert: extruded aluminium section, coated, traffic white (RAL 9016)
- Quantity: 1 piece
- Colour specification: traffic white (RAL 9016)
- Cover: cover of PMMA

Mounting

- Mounting method, mounting location: slip-in mounting, to the trunking rail
- Arrangement: single/continuous arrangement
- Supplement: only suitable for indoor use

Electrical connection

- Connection: system connector: socket
- Nominal voltage: 220...240V, 50/60Hz, AC

Dimensions, Weight

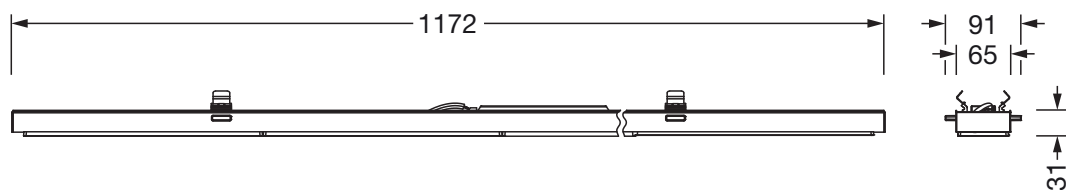
- Length: 1172mm
- Width: 91mm
- Height: 53mm
- Weight: 1.2kg

Service life

- Rated service life: 50000h (L85/B50) at AT = 25°C

Order No.: 51RE12MA16B | **GTIN (EAN):** 4058352581872

Dimensions: TrFI31,LI,wd,6400lm835,ML,wh



It is mandatory that the assembly instructions must be observed when planning and installing the electrical installation (to be found at www.siteco.com)

Tolerances related to thermal, electrical and photometric data according to IEC 62722

Issued 22.03.2024 - Modifications and errors subject to change - Ensure that you always use the latest version -