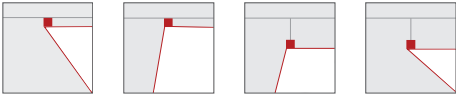


**Order No.:** 51TH1W7D36XA | **GTIN (EAN):** 4058352329559

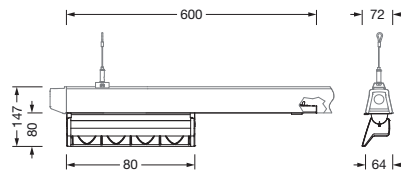
**Product description:** LicWW,LI,asy,WW,5030lm830,0/1,wh



Licross Wallwasher, luminaire insert, of sheet steel, galvanised, coil coated, traffic white (RAL 9016), reflector, of aluminium section, traffic white (RAL 9016), blank cover, of PC/ABS, white, length: 600mm, width: 72mm, LED rated luminous flux: 5.030lm, light colour: 830, SDCM (Standard Deviation of Colour Matching)MacAdam  $\leq 3$  SDCM (initial), control gear: ON/OFF, control gear: ECG, with plug, 3-pole, with phase selection, mains connection: 220..240V, AC/DC, 50/60Hz, rated input power: 45W, of plastic, silver coated, primary light characteristic: asymmetric, protection rating (complete): IP20, insulation class (complete): insulation class I (protective earthing), certification: CE, UKCA, packaging unit: 1 piece

IP 20  

Lamps:	LED
Wt. (kg):	1.5
GTIN (EAN):	4058352329559



**Order No.:** 51TH1W7D36XA | **GTIN (EAN):** 4058352329559

**Detailed technical description:** LicWW,LI,asy,WW,5030lm830,0/1,wh



#### Key data

- Product type: luminaire insert
- Product name: Licross Wallwasher
- Order No.: 51TH1W7D36XA

#### Lighting technology | Lamps | Control gear

##### Component 1

#### Lighting technology:

- Beam angle: wallwasher
- Symmetry: asymmetric distribution

#### Lamps:

- Lamps: with LED
- Rated luminous flux: 5030lm
- Luminous efficacy: 112lm/W
- Colour temperature: 3000K
- Colour rendering index: CRI > 80
- Light colour: 830
- SDCM (Standard Deviation of Colour Matching): MacAdam  $\leq$  3 SDCM (initial)
- Rated input power: 45W

#### Operating device:

- Control gear: ECG
- Control: ON/OFF

#### Certificates, Standards

- Protection rating: IP20
- Insulation class: insulation class I (protective earthing)
- Certification, designation: CE, UKCA

#### Material, Colour

- Licross LED insert: sheet steel, galvanised, coil coated, traffic white (RAL 9016)
- reflector: aluminium section, traffic white (RAL 9016)
- blank cover: PC/ABS, white

#### Mounting

- Mounting method, mounting location: slip-in mounting, in the Licross trunking rail
- Supplement: only suitable for use in indoor areas

#### Electrical connection

- Connection: plug, 3-pole, with phase selection
- Nominal voltage: 220..240V, 50/60Hz, AC/DC

#### Dimensions, Weight

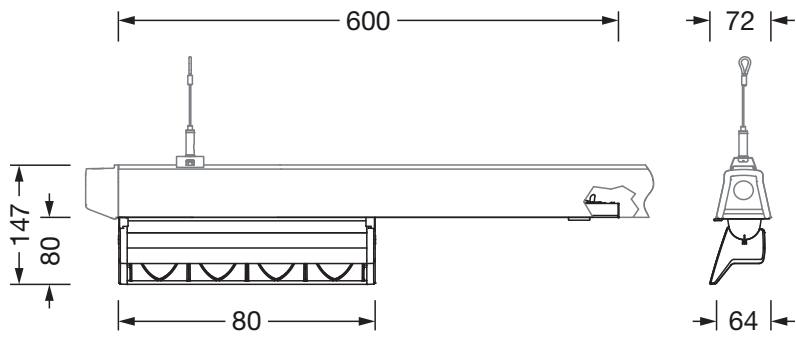
- Length: 600mm
- Width: 72mm
- Weight: 1.5kg

#### Service life

- Rated service life: 50000h (L80/B50) at AT = 25°C

Order No.: 51TH1W7D36XA | GTIN (EAN): 4058352329559

Dimensions: LicWW,LI,asy,WW,5030lm830,0/1,wh



It is mandatory that the assembly instructions must be observed when planning and installing the electrical installation (to be found at [www.siteco.com](http://www.siteco.com))  
Tolerances related to thermal, electrical and photometric data according to IEC 62722  
Issued 14.02.2026 - Modifications and errors subject to change - Ensure that you always use the latest version -

**Order No.:** 51TH1W7D36XA | **GTIN (EAN):** 4058352329559

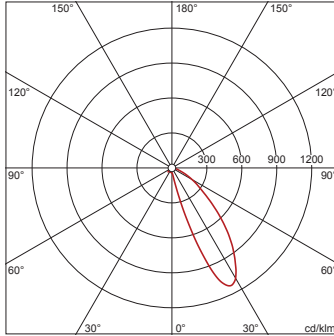
**Planning data:** LicWW,LI,asy,WW,5030lm830,0/1,wh

**51TH1W7D36XA: 1x LED**

4058352329559

51TH1W7D36XA

LED 3000 K | CRI ≥ 80  $\phi_{\text{N}}$  5030 lm



$\phi_{\text{L}}$  100%  $\phi_{\text{T}}$  0%

Luminance values (cd/m<sup>2</sup>)

	C 0/180	C 90/270
L <sub>80</sub>	17960	1646
L <sub>70</sub>	37340	1756
L <sub>65</sub>	59016	1973

UGR 35.2 32.1

X 4H Y 8H  $\rho$  70/50/20 S 0.25H

It is mandatory that the assembly instructions must be observed when planning and installing the electrical installation (to be found at [www.siteco.com](http://www.siteco.com))

Tolerances related to thermal, electrical and photometric data according to IEC 62722

Issued 14.02.2026 - Modifications and errors subject to change - Ensure that you always use the latest version -