


Order No.: 59MX2AW100BA | GTIN (EAN): 4058352775035

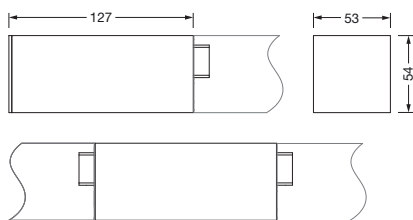
Product description: Sil21,controller,wirel



Silica® 21controller, master, local control, dimmable, installation arrangement: single/continuous arrangement, installation type: slip-in mounting, installation location: to the luminaire, of extruded aluminium section, protection rating (complete): IP20, insulation class (complete): insulation class I (protective earthing), certification: CE, packaging unit: 1 piece

IP 20  

Wt. (kg): 0.3
GTIN (EAN): 4058352775035




It is mandatory that the assembly instructions must be observed when planning and installing the electrical installation (to be found at www.siteco.com)

Tolerances related to thermal, electrical and photometric data according to IEC 62722

Issued 05.01.2024 - Modifications and errors subject to change - Ensure that you always use the latest version -

Order No.: 59MX2AW100BA | GTIN (EAN): 4058352775035

Detailed technical description: Sil21,controller,wirel



Key data

- System family: SITECO Connect 31 Wireless
- Product type: control unit
- Product name: Silica® 21
- Order No.: 59MX2AW100BA

Lighting technology | Lamps | Control gear

Component 1

Operating device:

- Control: Bluetooth® mesh 4.2, dimmable

Certificates, Standards

- Protection rating: IP20
- Insulation class: insulation class I (protective earthing)
- Temperature range (operation): 0..+40°C
- Certification, designation: CE

Material, Colour

- housing: extruded aluminium section, anodised, jet black (RAL 9005), for luminaires with opal or prismatic cover
- Colour specification: jet black (RAL 9005)

Mounting

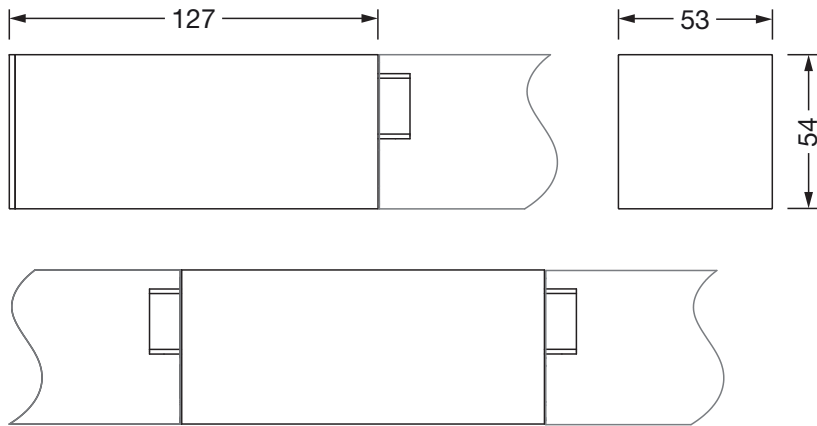
- Mounting method, mounting location: slip-in mounting, to the luminaire
- Arrangement: single/continuous arrangement
- Supplement: for surface-mounted luminaires, for pendant luminaires

Dimensions, Weight

- Length: 127mm
- Width: 53mm
- Height: 54mm
- Weight: 0.3kg

Order No.: 59MX2AW100BA | GTIN (EAN): 4058352775035

Dimensions: Sil21,controller,wirel



It is mandatory that the assembly instructions must be observed when planning and installing the electrical installation (to be found at www.siteco.com)

Tolerances related to thermal, electrical and photometric data according to IEC 62722

Issued 05.01.2024 - Modifications and errors subject to change - Ensure that you always use the latest version -