

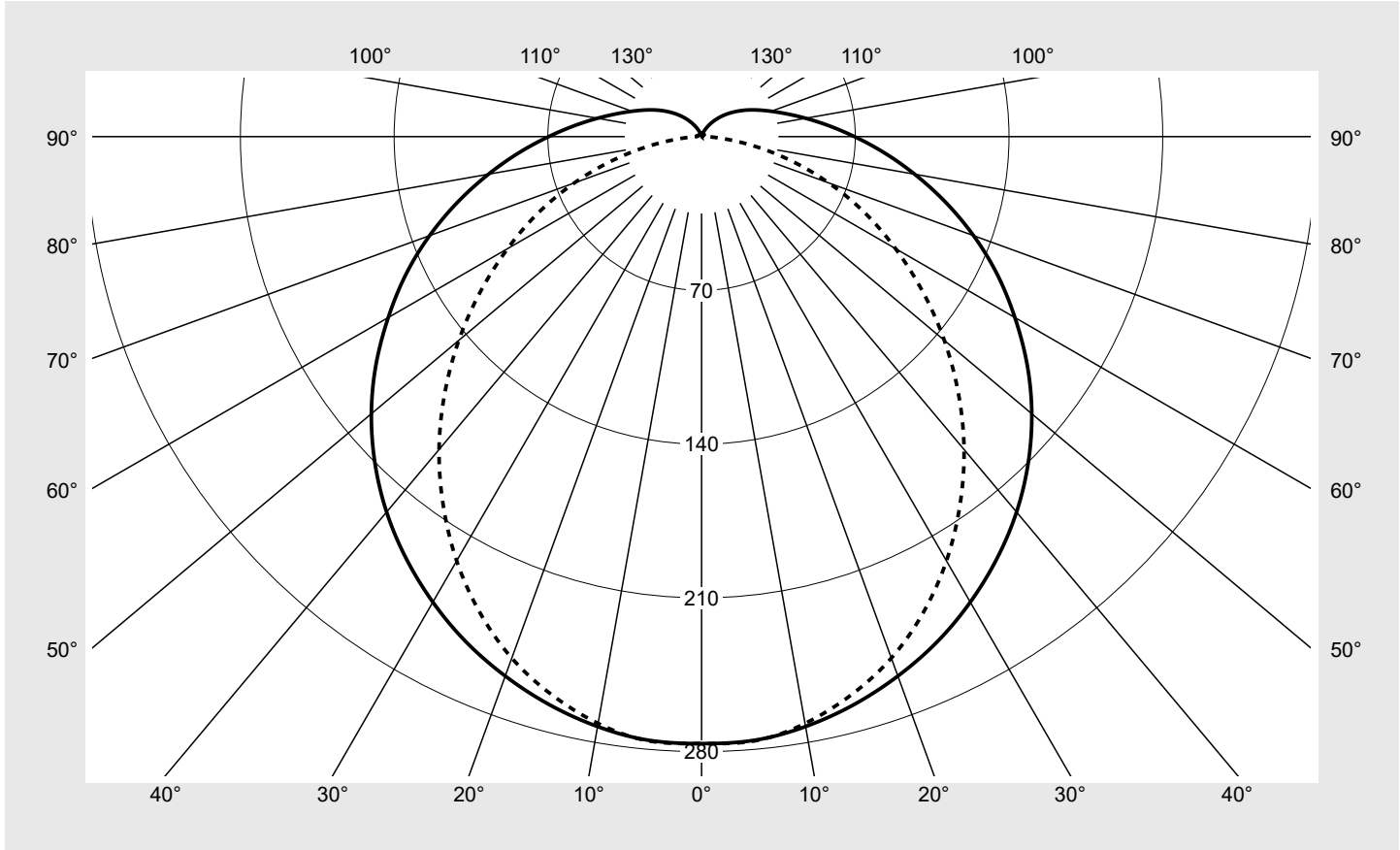


Photometric test report

Family Monsun® 21 Eco	Order number: 51FJ10DL45A EAN: 4058352749050	LP number 59395_5
	Version cover, frosted, PMMA, diffuse beam Lamps LED 4000 K CRI ≥ 80 Controlgear ECG-DALI Rated values Net luminous flux = 5100 lm Power consumption = 36.0 W Luminous efficacy = 141.7 lm/W	serial documentation 10.02.2023
		

Luminous intensity in cd/klm C180-0 C270-90 **Imax: 276 cd/klm**



Classifications	
DIN 5040	A 3 1
CIE	N1=41 N2=70 N3=89 N4=90 N5=100

Luminaire light output ratios	
η_{LB}	100.0%
ϕ_u	90.2%
ϕ_o	9.8%

Measurement conditions
DIN EN 13032 and DIN 5032

Photometric test report

Family Monsun® 21 Eco	Order number: 51FJ10DL45A EAN: 4058352749050	LP number 59395_5
Table of values for luminous intensities		Maximum luminous intensity
		sITeco

C-planes γ	0° 180°	15°	30°	45°	60°	75°	90° 270°	Phi-zone	Total Phi-zone
		165° 195° 345°	150° 210° 330°	135° 225° 315°	120° 240° 300°	105° 255° 285°			
Luminous intensity in cd/klm							Luminous flux in lm/klm		
0°	276.4	276.4	276.4	276.4	276.4	276.4	276.4	1.7	1.7
5°	275.9	276.0	274.4	274.3	274.7	275.3	276.2	13.1	14.8
10°	272.7	273.0	271.1	270.4	270.4	270.7	271.3	25.8	40.6
15°	267.8	268.1	265.7	263.9	263.0	262.7	263.2	37.6	78.2
20°	261.4	261.5	258.5	255.3	253.5	252.0	252.7	48.0	126.2
25°	253.8	253.4	249.5	244.5	241.2	238.5	239.0	56.9	183.1
30°	244.7	244.3	239.3	232.7	227.1	223.2	223.0	64.0	247.1
35°	234.5	233.6	227.5	219.3	211.2	205.7	205.1	69.0	316.1
40°	223.1	221.7	214.8	204.7	194.5	187.0	186.0	72.1	388.2
45°	210.3	208.7	200.8	189.4	177.0	167.4	165.4	73.1	461.2
50°	196.3	194.3	186.0	173.2	159.0	147.2	144.3	72.1	533.3
55°	181.0	178.9	170.2	156.5	140.8	127.2	122.9	69.3	602.6
60°	164.8	162.6	153.6	138.9	123.1	107.7	102.0	64.8	667.4
65°	148.6	145.9	137.1	122.1	105.8	89.1	82.0	59.2	726.6
70°	131.8	128.9	120.2	105.1	88.4	70.5	61.6	52.3	779.0
75°	114.9	112.2	103.6	88.9	71.3	52.7	42.0	44.8	823.7
80°	98.5	95.8	87.8	73.5	55.7	36.1	23.8	36.9	860.6
85°	83.4	80.6	73.3	59.8	42.4	22.6	9.2	29.6	890.2
90°	69.6	67.2	60.4	48.1	32.1	14.0	2.5	23.6	913.8
95°	58.0	55.8	49.9	38.8	24.6	9.6	2.3	19.0	932.8
100°	48.1	46.3	40.9	31.2	19.3	7.1	2.1	15.3	948.1
105°	40.1	38.4	33.5	25.6	15.5	5.2	1.8	12.3	960.4
110°	33.7	31.9	28.0	21.1	12.4	3.8	1.7	9.9	970.2
115°	28.6	26.8	23.5	17.3	9.7	2.8	1.6	7.9	978.1
120°	24.2	22.6	19.5	14.1	7.5	2.1	1.5	6.2	984.3
125°	20.2	18.7	15.9	11.2	5.6	1.6	1.4	4.8	989.1
130°	16.6	15.3	12.7	8.6	4.1	1.5	1.3	3.6	992.7
135°	13.3	12.1	9.9	6.5	2.9	1.4	0.9	2.6	995.3
140°	10.2	9.2	7.3	4.6	1.9	1.2	1.0	1.8	997.0
145°	7.4	6.6	5.2	3.1	1.5	1.2	1.1	1.1	998.2
150°	5.0	4.4	3.4	2.0	1.4	1.3	1.2	0.7	998.9
155°	3.0	2.7	2.1	1.5	1.4	1.3	1.3	0.4	999.3
160°	1.7	1.6	1.6	1.5	1.4	1.3	1.3	0.3	999.6
165°	1.5	1.5	1.4	1.4	1.3	1.3	1.3	0.2	999.8
170°	1.4	1.4	1.3	1.3	1.3	1.3	1.3	0.1	999.9
175°	1.4	1.3	1.3	1.4	1.4	1.4	1.4	0.1	1000.0
180°	0.0	0.0	0.0	0.0	0.0	0.0	0.0	0.0	1000.0

Photometric test report

Family Monsun® 21 Eco	Order number: 51FJ10DL45A EAN: 4058352749050	LP number 59395_5
---------------------------------	---	-----------------------------

UGR-Table	Standard room	siteco
------------------	----------------------	---------------

Reflection factor of ceiling	0.7	0.7	0.5	0.5	0.3	0.7	0.7	0.5	0.5	0.3	
Reflection factor of walls	0.5	0.3	0.5	0.3	0.3	0.5	0.3	0.5	0.3	0.3	
Reflection factor of floor	0.2	0.2	0.2	0.2	0.2	0.2	0.2	0.2	0.2	0.2	
Room dimensions	View crosswise (C0)					View endwise (C90)					
x	y										
2H	2H	20.1	21.8	20.4	22.2	22.5	18.9	20.7	19.3	21.0	21.3
	3H	22.1	23.7	22.5	24.1	24.4	20.4	22.0	20.7	22.3	22.7
	4H	23.1	24.6	23.5	25.0	25.3	20.9	22.5	21.3	22.8	23.2
	6H	24.1	25.5	24.5	25.8	26.2	21.3	22.8	21.7	23.1	23.5
	8H	24.5	25.8	24.9	26.2	26.6	21.4	22.8	21.9	23.2	23.6
	12H	25.0	26.2	25.4	26.6	27.0	21.5	22.8	21.9	23.2	23.6
4H	2H	20.8	22.3	21.1	22.7	23.0	19.9	21.4	20.3	21.8	22.1
	3H	23.0	24.4	23.4	24.7	25.2	21.6	22.9	22.0	23.3	23.7
	4H	24.2	25.4	24.6	25.8	26.2	22.3	23.5	22.7	23.9	24.3
	6H	25.3	26.4	25.8	26.8	27.3	22.8	23.9	23.3	24.3	24.8
	8H	25.9	26.8	26.3	27.3	27.7	23.0	24.0	23.4	24.4	24.9
	12H	26.4	27.3	26.9	27.7	28.2	23.1	24.0	23.6	24.5	24.9
8H	4H	24.5	25.6	25.0	26.0	26.5	23.0	23.9	23.4	24.4	24.9
	6H	25.9	26.7	26.4	27.2	27.7	23.7	24.6	24.2	25.0	25.5
	8H	26.6	27.3	27.0	27.8	28.3	24.0	24.8	24.5	25.2	25.7
	12H	27.3	27.9	27.8	28.4	28.9	24.2	24.9	24.7	25.4	25.9
12H	4H	24.6	25.5	25.1	26.0	26.5	23.1	24.0	23.6	24.5	25.0
	6H	26.0	26.8	26.5	27.2	27.7	24.0	24.7	24.5	25.2	25.7
	8H	26.7	27.4	27.2	27.9	28.4	24.4	25.0	24.9	25.5	26.0

Luminance table	Max. for $\gamma \geq 65^\circ$	Photometric dimensions in mm:	L = 1277	H(C0) = 38	H(C180) = 38
			B = 90	H(C90) = 38	H(C270) = 38

C-planes	γ	Luminance in cd/m ²							
		0° 180°	15° 165° 195° 345°	30° 150° 210° 330°	45° 135° 225° 315°	60° 120° 240° 300°	75° 105° 255° 285°	90° 270°	
	45°	9281.0	9250.7	9126.9	9007.5	8979.6	9230.1	10081.0	
	50°	9014.7	8970.1	8834.8	8659.3	8558.4	8726.6	9620.6	
	55°	8735.4	8685.7	8531.1	8310.9	8138.5	8223.2	9119.5	
	60°	8445.4	8388.9	8217.4	7936.6	7747.3	7713.8	8607.5	
	65°	8188.6	8100.0	7925.4	7609.4	7365.3	7216.0	8091.9	
	70°	7916.6	7808.2	7625.0	7264.0	6943.9	6628.6	7392.7	
	75°	7648.5	7540.3	7340.0	6952.4	6487.9	5966.6	6484.1	
	80°	7417.1	7292.5	7107.9	6675.3	6078.5	5174.5	5202.7	
	85°	7285.8	7140.2	6980.7	6544.9	5829.3	4465.3	3510.9	

Photometric test report

Family Monsun® 21 Eco	Order number: 51FJ10DL45A EAN: 4058352749050	LP number 59395_5
---------------------------------	---	-----------------------------



Luminance values in cd/m²

γ 65°	γ 70°	γ 75°	γ 80°	γ 85°
--------------	--------------	--------------	--------------	--------------

