

Photometric test report

Family
Monsun® 12

Order number: **51FP10EP430H**
EAN: **4058352389232**

LP number
58939_23



Version prismatic diffuser, opal, PMMA, wide distribution
Lamps LED 4000 K | CRI ≥ 80
Controlgear ECG-DALI
Rated values Net luminous flux = 3840 lm
Power consumption = 22.3 W
Luminous efficacy = 172.2 lm/W

serial
documentation
08.04.2020

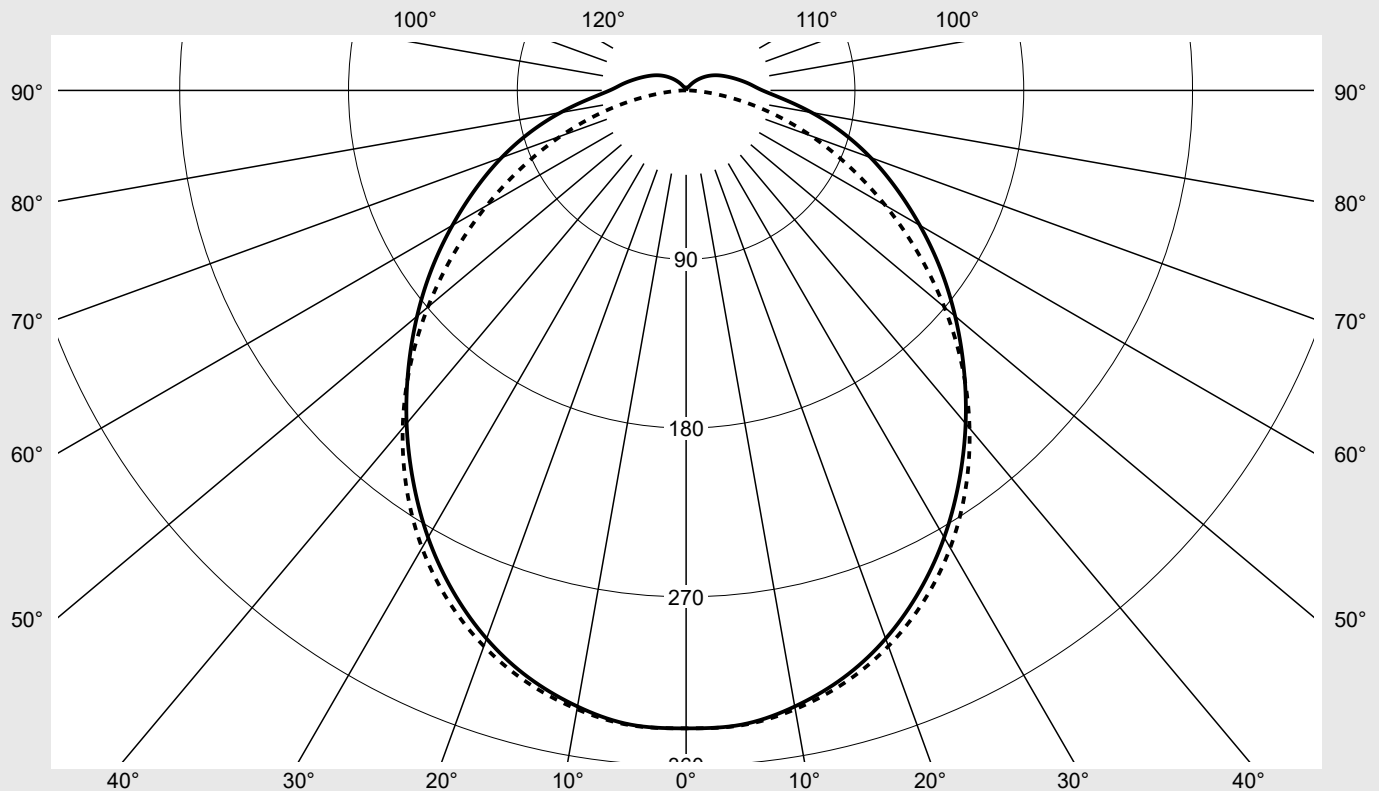
siteco

Luminous intensity in cd/klm

C180-0

C270-90

Imax: 340 cd/klm



Classifications

DIN 5040 A 4 1
CIE N1=47 N2=77 N3=93
N4=94 N5=100

Luminaire light output ratios

η_{LB} 100.0%
 ϕ_u 94.2%
 ϕ_o 5.8%

Measurement conditions

DIN EN 13032 and DIN 5032

Photometric test report

Family Monsun® 12	Order number: 51FP10EP430H EAN: 4058352389232	LP number 58939_23
Table of values for luminous intensities		Maximum luminous intensity
		siteco

C-planes γ	0° 180°	15°	30°	45°	60°	75°	90° 270°	Phi-zone	Total Phi-zone
		165° 195° 345°	150° 210° 330°	135° 225° 315°	120° 240° 300°	105° 255° 285°			
Luminous intensity in cd/klm								Luminous flux in lm/klm	
0°	340.1	340.1	340.1	340.1	340.1	340.1	340.1	2.0	2.0
5°	339.4	338.3	336.5	337.9	339.5	339.4	339.8	16.2	18.2
10°	333.5	333.0	331.2	332.8	334.6	334.7	335.0	31.7	49.9
15°	324.2	324.2	322.5	324.2	326.1	326.4	326.9	46.1	96.0
20°	311.0	311.6	310.1	311.9	314.1	314.7	315.3	58.6	154.6
25°	294.4	295.4	294.1	296.0	298.4	299.4	300.2	68.7	223.4
30°	275.2	276.6	275.1	276.8	279.4	280.7	281.6	76.1	299.5
35°	253.9	255.2	253.8	254.9	257.1	258.4	259.7	80.5	380.0
40°	231.8	232.9	231.3	231.1	232.5	233.8	235.1	81.9	461.9
45°	209.4	209.9	207.8	205.9	206.1	206.6	208.2	80.4	542.4
50°	187.2	187.1	184.8	181.3	179.3	178.3	179.7	76.6	619.0
55°	165.5	164.8	162.1	157.0	153.1	150.2	150.9	70.7	689.7
60°	143.9	142.9	139.5	133.7	127.9	123.2	122.7	63.3	753.0
65°	123.6	122.5	117.8	111.0	104.2	97.9	96.0	54.9	808.0
70°	104.7	103.3	97.1	89.4	81.7	74.3	71.0	45.8	853.8
75°	86.1	84.4	77.8	69.2	60.2	52.2	47.8	36.3	890.0
80°	68.0	66.1	60.2	50.5	40.7	32.1	26.9	26.7	916.7
85°	51.8	50.0	44.6	35.3	24.7	15.7	10.1	18.3	935.0
90°	40.8	39.2	34.4	26.0	15.9	6.9	1.8	13.1	948.2
95°	34.8	33.5	29.7	22.7	13.6	5.1	1.6	11.2	959.3
100°	29.9	28.8	25.4	19.2	11.3	3.7	1.4	9.4	968.7
105°	25.7	24.7	21.4	16.1	8.8	2.4	1.2	7.7	976.4
110°	22.1	20.9	18.0	13.0	6.6	1.4	1.1	6.1	982.5
115°	19.0	17.8	15.0	10.4	4.7	1.2	1.1	4.9	987.4
120°	16.0	14.8	12.2	7.9	3.1	1.2	1.0	3.8	991.2
125°	13.0	11.9	9.4	5.6	1.7	1.1	0.9	2.7	993.9
130°	10.1	9.1	6.9	3.7	1.4	1.1	1.0	1.9	995.9
135°	7.3	6.5	4.6	2.1	1.4	1.1	1.1	1.3	997.1
140°	4.8	4.1	2.7	1.7	1.4	1.1	1.1	0.8	998.0
145°	2.6	2.3	1.9	1.7	1.4	1.2	1.2	0.5	998.5
150°	2.0	2.0	1.9	1.6	1.3	1.3	1.3	0.4	998.9
155°	1.9	1.9	1.7	1.6	1.4	1.4	1.4	0.4	999.3
160°	1.7	1.7	1.6	1.4	1.4	1.4	1.4	0.3	999.6
165°	1.4	1.4	1.4	1.4	1.4	1.4	1.4	0.2	999.8
170°	1.3	1.4	1.4	1.4	1.4	1.4	1.4	0.1	999.9
175°	1.4	1.4	1.4	1.4	1.4	1.4	1.4	0.1	1000.0
180°	1.4	1.4	1.4	1.4	1.4	1.4	1.4	0.0	1000.0

Photometric test report

Family Monsun® 12	Order number: 51FP10EP430H EAN: 4058352389232	LP number 58939_23
------------------------------------	--	-------------------------------------

UGR-Table	Standard room	siteco
------------------	----------------------	---------------

Reflection factor of ceiling	0.7	0.7	0.5	0.5	0.3	0.7	0.7	0.5	0.5	0.3	
Reflection factor of walls	0.5	0.3	0.5	0.3	0.3	0.5	0.3	0.5	0.3	0.3	
Reflection factor of floor	0.2	0.2	0.2	0.2	0.2	0.2	0.2	0.2	0.2	0.2	
Room dimensions	View crosswise (C0)					View endwise (C90)					
x	y										
2H	2H	18.5	20.2	18.9	20.5	20.8	18.5	20.2	18.8	20.5	20.8
	3H	20.2	21.8	20.6	22.1	22.5	19.9	21.4	20.2	21.7	22.1
	4H	21.1	22.5	21.4	22.9	23.2	20.4	21.8	20.8	22.2	22.6
	6H	21.8	23.1	22.2	23.5	23.9	20.7	22.1	21.2	22.5	22.9
	8H	22.2	23.4	22.6	23.8	24.2	20.9	22.2	21.3	22.5	22.9
	12H	22.5	23.7	22.9	24.1	24.5	20.9	22.1	21.4	22.5	22.9
4H	2H	19.2	20.6	19.6	21.0	21.4	19.2	20.6	19.6	21.0	21.3
	3H	21.1	22.4	21.5	22.8	23.2	20.7	22.0	21.2	22.4	22.8
	4H	22.1	23.2	22.5	23.6	24.1	21.4	22.5	21.8	22.9	23.4
	6H	23.0	24.0	23.5	24.4	24.9	21.9	22.9	22.3	23.3	23.8
	8H	23.4	24.3	23.9	24.8	25.2	22.0	22.9	22.5	23.4	23.9
	12H	23.8	24.6	24.3	25.1	25.6	22.1	22.9	22.6	23.4	23.9
8H	4H	22.4	23.3	22.9	23.8	24.2	21.8	22.7	22.3	23.2	23.6
	6H	23.5	24.3	24.0	24.7	25.2	22.4	23.2	22.9	23.7	24.2
	8H	24.0	24.7	24.5	25.2	25.7	22.6	23.3	23.1	23.8	24.3
	12H	24.6	25.2	25.1	25.7	26.2	22.8	23.4	23.3	23.9	24.4
12H	4H	22.5	23.3	22.9	23.7	24.2	21.9	22.7	22.4	23.2	23.7
	6H	23.6	24.3	24.1	24.7	25.3	22.6	23.2	23.1	23.7	24.2
	8H	24.2	24.8	24.7	25.3	25.8	22.8	23.4	23.4	23.9	24.5

Luminance table	Max. for $\gamma \geq 65^\circ$	Photometric dimensions in mm:	L = 1590	H(C0) = 21	H(C180) = 21
			B = 87	H(C90) = 21	H(C270) = 21

C-planes	γ	Luminance in cd/m ²							
		0° 180°	15° 165° 195° 345°	30° 150° 210° 330°	45° 135° 225° 315°	60° 120° 240° 300°	75° 105° 255° 285°	90° 270°	
45°		6621.3	6662.3	6711.0	6851.4	7147.1	7542.9	8066.2	
50°		6279.8	6303.1	6350.2	6447.1	6690.9	7066.8	7640.2	
55°		5954.8	5961.7	5998.2	6045.5	6234.0	6562.4	7166.7	
60°		5633.6	5628.8	5638.6	5656.5	5780.7	6052.0	6661.5	
65°		5351.1	5338.3	5293.1	5259.5	5333.4	5537.5	6132.3	
70°		5108.7	5079.8	4948.0	4854.5	4863.2	4995.7	5563.9	
75°		4855.8	4810.0	4625.5	4437.8	4327.8	4372.4	4888.1	
80°		4587.9	4511.7	4326.8	3993.3	3715.1	3591.5	3997.3	
85°		4392.4	4299.4	4098.3	3680.1	3128.2	2680.4	2791.7	

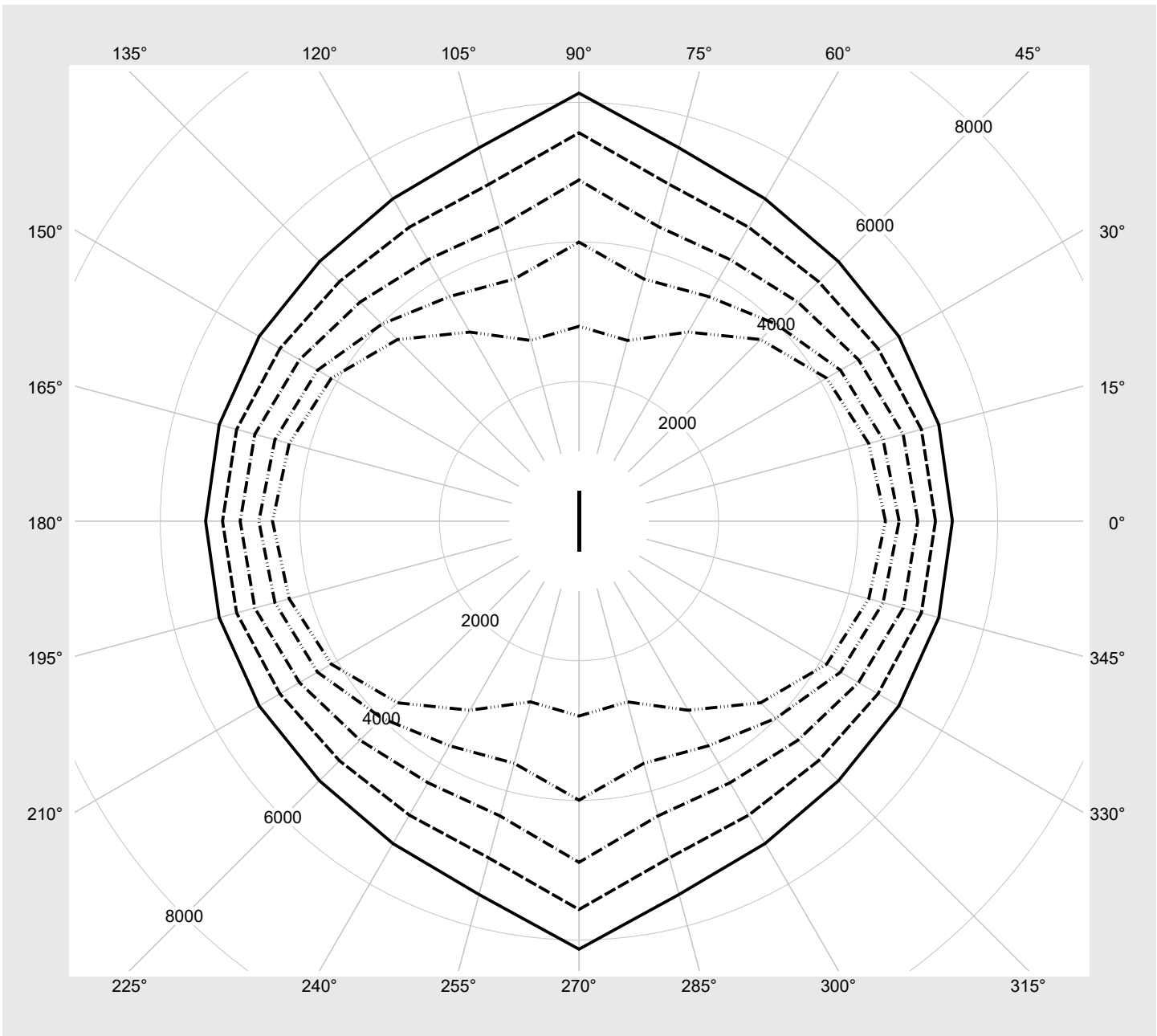
Photometric test report

Family
Monsun® 12

Order number: 51FP10EP430H
EAN: 4058352389232


LP number
58939_23

Luminance values in cd/m² γ 65° γ 70° γ 75° γ 80° γ 85° **siteco**



Photometric test report

Family Monsun® 12	Order number: 51FP10EP430H EAN: 4058352389232	LP number 58939_23
------------------------------------	--	-------------------------------------

Dimming levels table	environmental temperature: 25°C	
-----------------------------	---------------------------------	---

Luminous flux %	Dimming level linear	Dimming level logarithmic	Luminous flux [lm]	Power consumption [W]
100	254	254	3840	22.3
95	241	252	3646	21.3
90	228	250	3451	20.2
85	216	248	3271	19.2
80	203	246	3075	18.2
75	190	243	2878	17.1
70	178	241	2696	16.2
65	165	238	2498	15.2
60	152	235	2299	14.1
55	140	232	2114	13.1
50	127	229	1917	12.0
45	115	225	1732	11.1
40	102	221	1531	10.1
35	90	216	1344	9.1
30	78	211	1156	8.2
25	65	204	953	7.2
20	53	197	765	6.3
15	41	187	575	5.4
10	29	175	386	4.4
5	17	155	196	3.5
3	12	142	117	3.2