

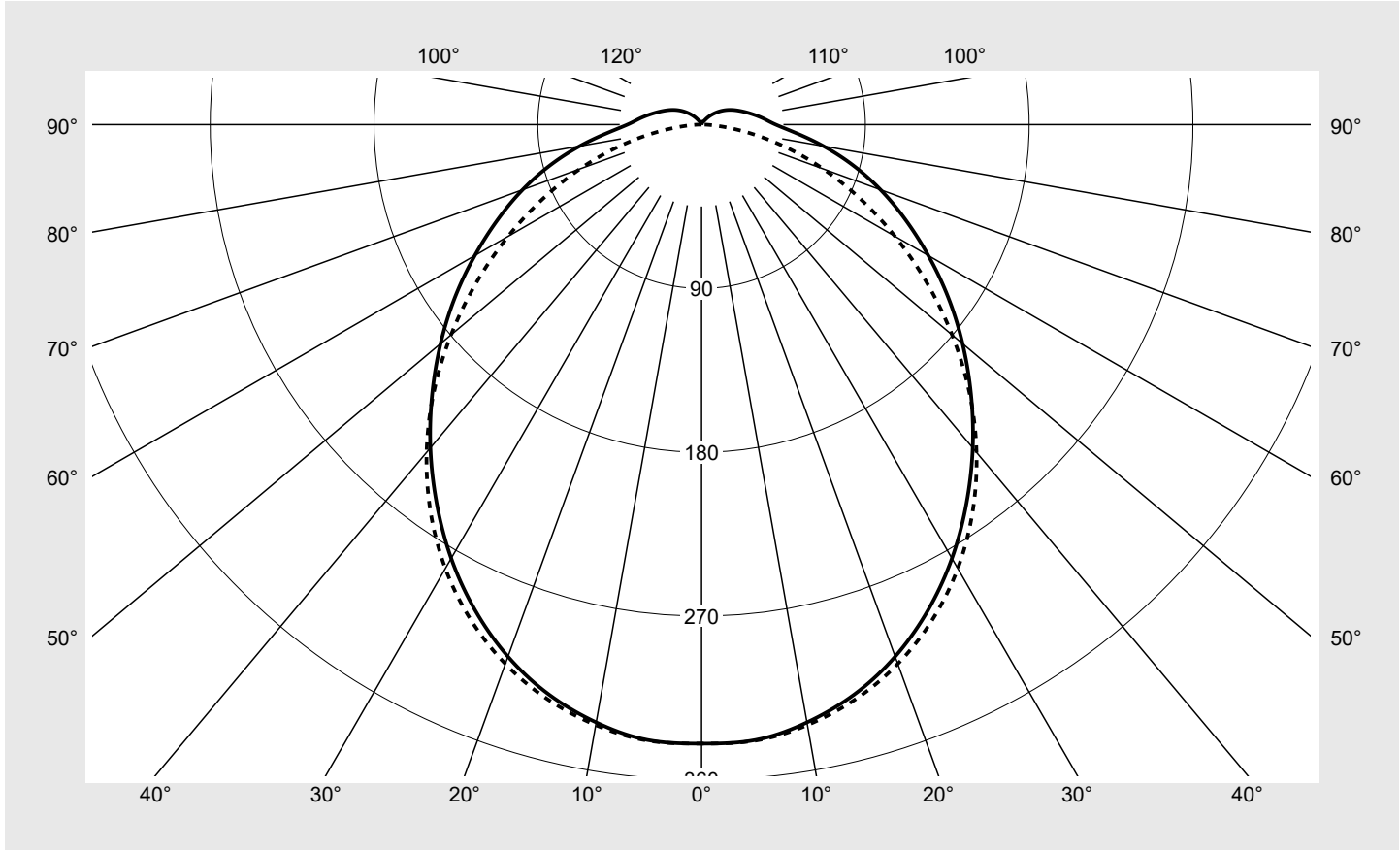


Photometric test report

Family Monsun® 12	Order number: 51FP10EP460H EAN: 4058352389256	LP number 58939_24
	Version prismatic diffuser, opal, PMMA, wide distribution Lamps LED 4000 K CRI ≥ 80 Controlgear ECG-DALI Rated values Net luminous flux = 6050 lm Power consumption = 34.6 W Luminous efficacy = 174.9 lm/W	serial documentation 08.04.2020
		

Luminous intensity in cd/klm C180-0 C270-90 **Imax: 340 cd/klm**



Classifications	
DIN 5040	A 4 1
CIE	N1=47 N2=77 N3=93 N4=94 N5=100

Luminaire light output ratios	
η_{LB}	100.0%
ϕ_u	94.2%
ϕ_o	5.8%

Measurement conditions
 DIN EN 13032 and DIN 5032

Photometric test report

Family Monsun® 12	Order number: 51FP10EP460H EAN: 4058352389256	LP number 58939_24
Table of values for luminous intensities		Maximum luminous intensity
		siteco

C-planes γ	0° 180°	15°	30°	45°	60°	75°	90° 270°	Phi-zone	Total Phi-zone
		165° 195° 345°	150° 210° 330°	135° 225° 315°	120° 240° 300°	105° 255° 285°			
Luminous intensity in cd/klm							Luminous flux in lm/klm		
0°	340.1	340.1	340.1	340.1	340.1	340.1	340.1	2.0	2.0
5°	339.4	338.3	336.5	337.9	339.5	339.4	339.8	16.2	18.2
10°	333.5	333.0	331.2	332.8	334.6	334.7	335.0	31.7	49.9
15°	324.2	324.2	322.5	324.2	326.1	326.4	326.9	46.1	96.0
20°	311.0	311.6	310.1	311.9	314.1	314.7	315.3	58.6	154.6
25°	294.4	295.4	294.1	296.0	298.4	299.4	300.2	68.7	223.4
30°	275.2	276.6	275.1	276.8	279.4	280.7	281.6	76.1	299.5
35°	253.9	255.2	253.8	254.9	257.1	258.4	259.7	80.5	380.0
40°	231.8	232.9	231.3	231.1	232.5	233.8	235.1	81.9	461.9
45°	209.4	209.9	207.8	205.9	206.1	206.6	208.2	80.4	542.4
50°	187.2	187.1	184.8	181.3	179.3	178.3	179.7	76.6	619.0
55°	165.5	164.8	162.1	157.0	153.1	150.2	150.9	70.7	689.7
60°	143.9	142.9	139.5	133.7	127.9	123.2	122.7	63.3	753.0
65°	123.6	122.5	117.8	111.0	104.2	97.9	96.0	54.9	808.0
70°	104.7	103.3	97.1	89.4	81.7	74.3	71.0	45.8	853.8
75°	86.1	84.4	77.8	69.2	60.2	52.2	47.8	36.3	890.0
80°	68.0	66.1	60.2	50.5	40.7	32.1	26.9	26.7	916.7
85°	51.8	50.0	44.6	35.3	24.7	15.7	10.1	18.3	935.0
90°	40.8	39.2	34.4	26.0	15.9	6.9	1.8	13.1	948.2
95°	34.8	33.5	29.7	22.7	13.6	5.1	1.6	11.2	959.3
100°	29.9	28.8	25.4	19.2	11.3	3.7	1.4	9.4	968.7
105°	25.7	24.7	21.4	16.1	8.8	2.4	1.2	7.7	976.4
110°	22.1	20.9	18.0	13.0	6.6	1.4	1.1	6.1	982.5
115°	19.0	17.8	15.0	10.4	4.7	1.2	1.1	4.9	987.4
120°	16.0	14.8	12.2	7.9	3.1	1.2	1.0	3.8	991.2
125°	13.0	11.9	9.4	5.6	1.7	1.1	0.9	2.7	993.9
130°	10.1	9.1	6.9	3.7	1.4	1.1	1.0	1.9	995.9
135°	7.3	6.5	4.6	2.1	1.4	1.1	1.1	1.3	997.1
140°	4.8	4.1	2.7	1.7	1.4	1.1	1.1	0.8	998.0
145°	2.6	2.3	1.9	1.7	1.4	1.2	1.2	0.5	998.5
150°	2.0	2.0	1.9	1.6	1.3	1.3	1.3	0.4	998.9
155°	1.9	1.9	1.7	1.6	1.4	1.4	1.4	0.4	999.3
160°	1.7	1.7	1.6	1.4	1.4	1.4	1.4	0.3	999.6
165°	1.4	1.4	1.4	1.4	1.4	1.4	1.4	0.2	999.8
170°	1.3	1.4	1.4	1.4	1.4	1.4	1.4	0.1	999.9
175°	1.4	1.4	1.4	1.4	1.4	1.4	1.4	0.1	1000.0
180°	1.4	1.4	1.4	1.4	1.4	1.4	1.4	0.0	1000.0

Photometric test report

Family Monsun® 12	Order number: 51FP10EP460H EAN: 4058352389256	LP number 58939_24
-----------------------------	--	------------------------------

UGR-Table	Standard room	siteco
------------------	----------------------	---------------

Reflection factor of ceiling	0.7	0.7	0.5	0.5	0.3	0.7	0.7	0.5	0.5	0.3	
Reflection factor of walls	0.5	0.3	0.5	0.3	0.3	0.5	0.3	0.5	0.3	0.3	
Reflection factor of floor	0.2	0.2	0.2	0.2	0.2	0.2	0.2	0.2	0.2	0.2	
Room dimensions	View crosswise (C0)					View endwise (C90)					
x	y										
2H	2H	20.1	21.8	20.4	22.1	22.4	20.1	21.8	20.4	22.1	22.4
	3H	21.8	23.4	22.2	23.7	24.0	21.4	23.0	21.8	23.3	23.7
	4H	22.6	24.1	23.0	24.4	24.8	22.0	23.4	22.4	23.8	24.1
	6H	23.4	24.7	23.8	25.1	25.5	22.3	23.7	22.7	24.0	24.4
	8H	23.8	25.0	24.2	25.4	25.8	22.5	23.7	22.9	24.1	24.5
	12H	24.1	25.3	24.5	25.6	26.1	22.5	23.7	22.9	24.1	24.5
4H	2H	20.8	22.2	21.2	22.6	22.9	20.8	22.2	21.2	22.6	22.9
	3H	22.7	24.0	23.1	24.3	24.7	22.3	23.6	22.7	24.0	24.4
	4H	23.7	24.8	24.1	25.2	25.6	23.0	24.1	23.4	24.5	24.9
	6H	24.6	25.6	25.0	26.0	26.5	23.4	24.4	23.9	24.9	25.3
	8H	25.0	25.9	25.5	26.4	26.8	23.6	24.5	24.1	25.0	25.4
	12H	25.4	26.2	25.9	26.7	27.2	23.7	24.5	24.2	25.0	25.5
8H	4H	24.0	24.9	24.5	25.4	25.8	23.4	24.3	23.9	24.7	25.2
	6H	25.1	25.8	25.6	26.3	26.8	24.0	24.8	24.5	25.2	25.7
	8H	25.6	26.3	26.1	26.8	27.3	24.2	24.9	24.7	25.4	25.9
	12H	26.2	26.7	26.7	27.2	27.8	24.4	25.0	24.9	25.5	26.0
12H	4H	24.0	24.9	24.5	25.3	25.8	23.5	24.3	24.0	24.7	25.2
	6H	25.2	25.8	25.7	26.3	26.8	24.2	24.8	24.7	25.3	25.8
	8H	25.8	26.3	26.3	26.8	27.4	24.4	25.0	24.9	25.5	26.0

Luminance table	Max. for $\gamma \geq 65^\circ$	Photometric dimensions in mm:	L = 1590	H(C0) = 21	H(C180) = 21
			B = 87	H(C90) = 21	H(C270) = 21

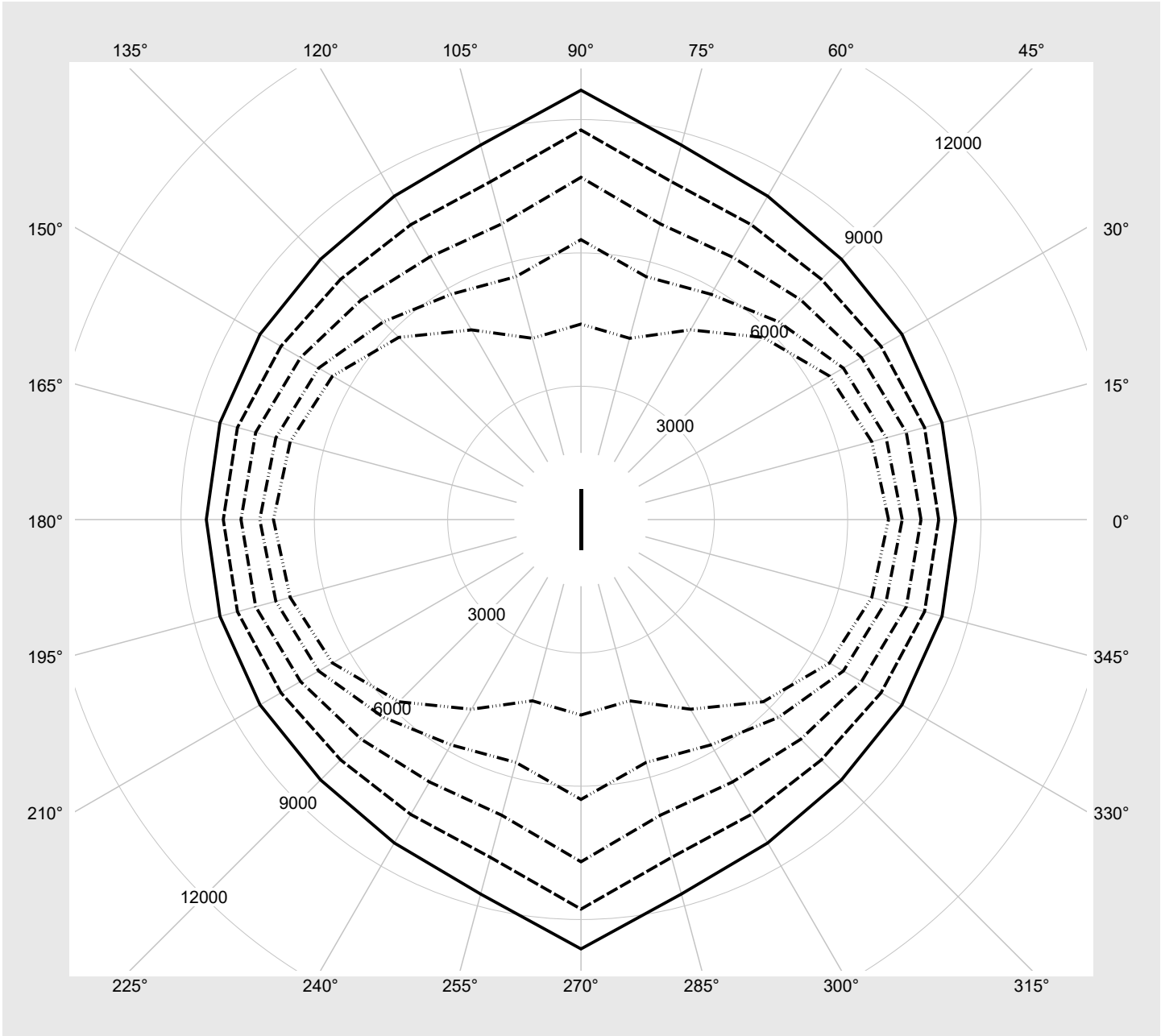
C-planes	γ	Luminance in cd/m ²							
		0° 180°	15° 165° 195° 345°	30° 150° 210° 330°	45° 135° 225° 315°	60° 120° 240° 300°	75° 105° 255° 285°	90° 270°	
45°		10432.0	10496.6	10573.4	10794.5	11260.4	11884.0	12708.4	
50°		9894.0	9930.7	10004.9	10157.5	10541.7	11133.9	12037.3	
55°		9381.9	9392.8	9450.4	9524.8	9821.7	10339.3	11291.2	
60°		8875.8	8868.3	8883.8	8911.9	9107.6	9535.1	10495.3	
65°		8430.8	8410.6	8339.4	8286.5	8402.8	8724.5	9661.6	
70°		8048.8	8003.3	7795.7	7648.4	7662.0	7870.8	8766.0	
75°		7650.5	7578.2	7287.5	6991.9	6818.5	6888.8	7701.3	
80°		7228.3	7108.3	6817.0	6291.5	5853.3	5658.5	6297.9	
85°		6920.2	6773.7	6457.0	5798.1	4928.5	4223.0	4398.3	

Photometric test report

Family Monsun® 12	Order number: 51FP10EP460H EAN: 4058352389256	LP number 58939_24
------------------------------------	--	-------------------------------------

Luminance values in cd/m²

γ 65°
 γ 70°
 γ 75°
 γ 80°
 γ 85°



Photometric test report

Family Monsun® 12	Order number: 51FP10EP460H EAN: 4058352389256	LP number 58939_24
------------------------------------	--	-------------------------------------

Dimming levels table	environmental temperature: 25°C	sITeco
-----------------------------	---------------------------------	---------------

Luminous flux %	Dimming level linear	Dimming level logarithmic	Luminous flux [lm]	Power consumption [W]
100	254	254	6050	34.6
95	241	252	5756	33.0
90	227	250	5434	31.1
85	214	248	5133	29.4
80	201	245	4831	27.7
75	188	243	4526	26.0
70	176	241	4243	24.5
65	163	238	3935	22.8
60	150	235	3626	21.2
55	138	232	3338	19.6
50	125	228	3025	18.0
45	113	224	2734	16.4
40	100	220	2417	14.8
35	88	215	2123	13.1
30	75	209	1806	11.5
25	63	203	1510	10.0
20	51	195	1211	8.4
15	39	185	911	7.0
10	27	172	609	5.5
5	15	150	306	4.1
2	8	127	129	3.2