

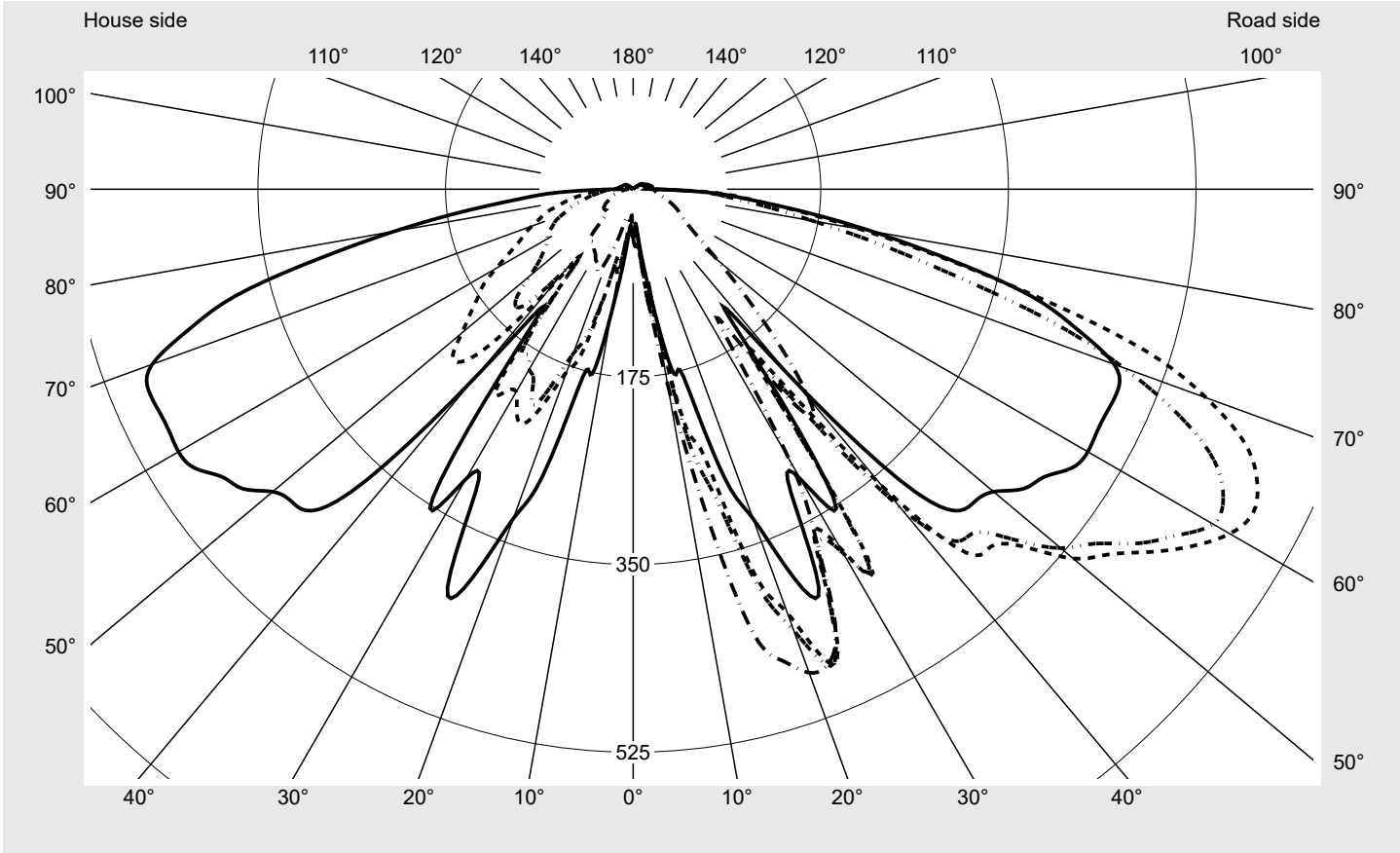


Photometric test report

Family LANTERN CLASSIC LED	Order number: 5XA5245LF14H + 5XA54000XS EAN: 4058352834596 + 4050737730073	LP number 59286_19
	Version post-top- or mounting to wall arm, spreader element, structured Optic asymmetric, extremely wide distribution (P1.0a) Cover cover transparent, PMMA Lamps LED 4000 K CRI ≥ 70 Controlgear ECG SITECO iQ Rated values Net luminous flux = 1290 lm Power consumption = 10.0 W Luminous efficacy = 129 lm/W	serial documentation 08.07.2022
		

Luminous intensity in cd/klm C180-0 C195-15 C200-20 C270-90 **Imax: 652 cd/klm**



Luminaire output ratios

Eta	100.0%
Eta 0° - 90°	95.9%
Eta 90° - 180°	4.1%

Luminous intensity class acc. to EN13201-2

Class:	---
Imax 70°	617.0
Imax 80°	254.1
Imax 90°	21.9
Imax >90°	18.4
Imax >95°	17.8

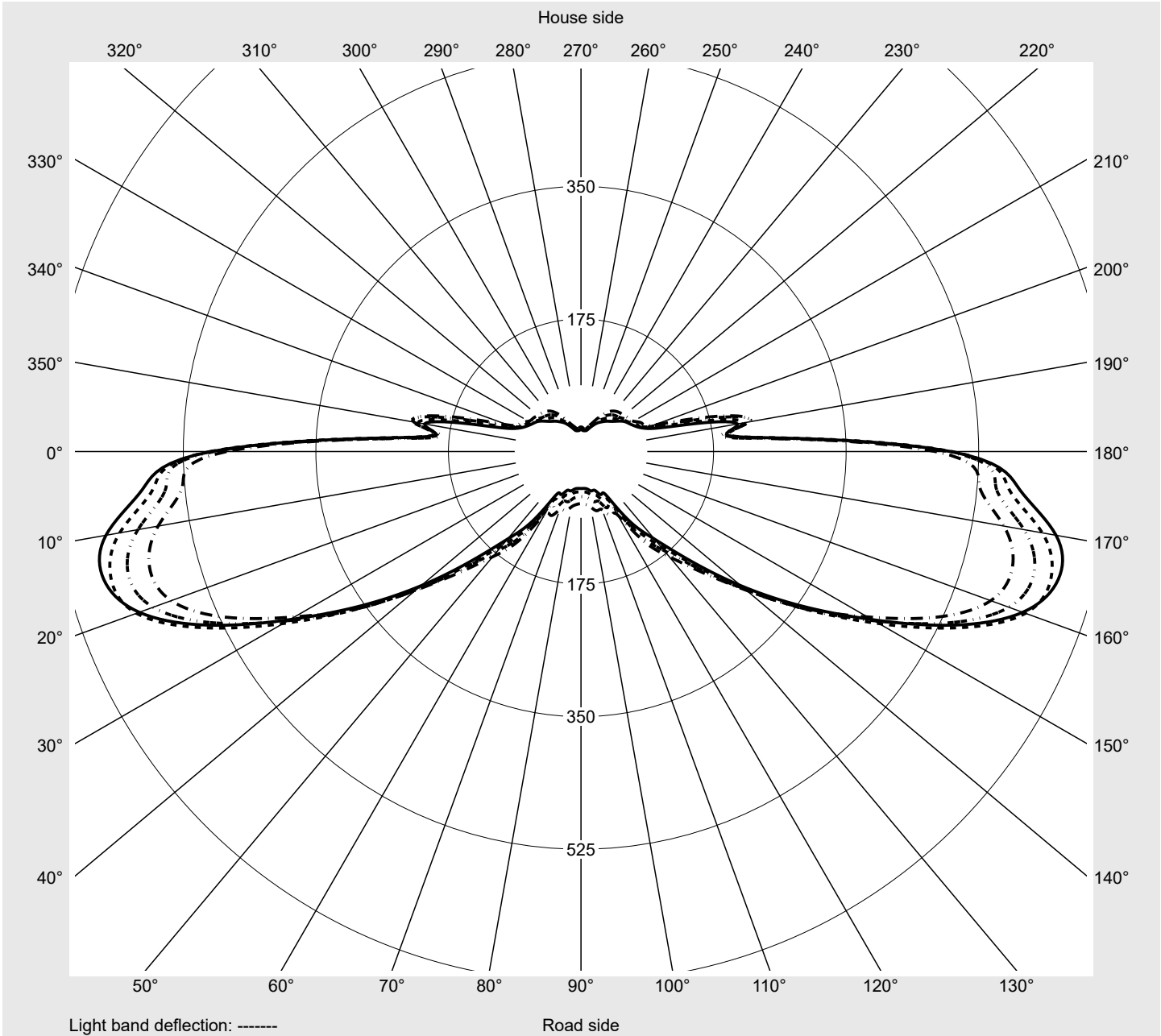
Measurement conditions

DIN EN 13032 and DIN 5032

Photometric test report

Family LANTERN CLASSIC LED	Order number: 5XA5245LF14H + 5XA54000XS EAN: 4058352834596 + 4050737730073	LP number 59286_19
---------------------------------------------	---------------------------------------------------------------------------------------------	-------------------------------------

Envelope curve in cd/klm **KMK 62.5°** **KMK 60°** **KMK 57.5°** **KMK 55°** **siteco**



Photometric test report

Family LANTERN CLASSIC LED	Order number: 5XA5245LF14H + 5XA54000XS EAN: 4058352834596 + 4050737730073	LP number 59286_19
Table of values for luminous intensities		Maximum luminous intensity
siteco		

C-planes	0° 180°	5° 175°	10° 170°	15° 165°	20° 160°	25° 155°	30° 150°	35° 145°	40° 140°	45° 135°	50° 130°	55° 125°	60° 120°
γ	Luminous intensity in cd/klm												
0,0°	45.2	45.2	45.2	45.2	45.2	45.2	45.2	45.2	45.2	45.2	45.2	45.2	45.2
2,5°	37.7	37.7	38.0	38.4	38.8	39.7	40.8	42.5	45.3	48.0	49.8	50.9	51.7
5,0°	36.7	36.8	37.0	37.3	38.1	40.0	42.3	44.4	47.3	49.2	50.3	51.0	50.6
7,5°	69.1	80.4	90.8	99.9	108.1	116.8	123.2	130.2	134.3	134.7	130.0	119.6	101.3
10,0°	117.6	123.7	124.4	128.7	136.5	145.5	153.0	161.9	172.2	183.0	190.4	203.1	215.5
12,5°	176.4	200.2	219.0	226.7	244.0	257.9	273.2	279.5	292.2	300.9	302.3	280.0	283.8
15,0°	180.5	207.1	231.4	260.0	298.3	320.6	322.9	331.1	333.5	371.7	383.2	384.1	359.6
17,5°	280.0	306.9	353.6	376.0	389.2	400.8	392.2	358.7	385.2	398.3	445.0	447.3	436.4
20,0°	326.8	368.6	388.8	420.3	437.9	451.2	454.7	443.3	441.8	446.4	485.3	469.2	455.7
22,5°	392.9	429.8	458.9	478.3	481.3	474.6	462.5	436.0	431.3	435.8	475.1	453.4	442.2
25,0°	409.8	430.1	442.4	442.9	438.8	432.7	414.9	386.3	374.5	380.1	413.5	392.3	383.3
27,5°	318.4	342.8	359.6	365.6	374.3	378.5	359.5	336.5	321.7	323.9	349.2	327.5	314.9
30,0°	312.1	346.8	373.7	386.2	392.1	392.7	374.3	344.7	322.4	315.6	323.6	285.1	257.8
32,5°	352.8	388.5	407.8	406.7	398.3	386.8	352.9	311.0	289.9	288.0	293.7	271.9	253.1
35,0°	243.2	228.2	216.4	205.9	207.5	216.9	215.8	209.9	219.1	237.0	249.0	249.7	242.8
37,5°	138.2	169.3	200.3	224.2	259.1	287.1	292.0	276.4	257.3	258.5	246.8	221.2	209.7
40,0°	228.4	282.2	330.3	362.5	387.4	388.3	364.6	329.4	295.3	280.8	258.4	221.1	199.7
42,5°	367.6	413.3	446.1	459.8	445.3	419.4	383.7	344.2	312.5	285.5	258.1	223.3	191.3
45,0°	424.0	462.2	476.0	471.5	452.4	427.4	395.5	353.7	315.9	287.8	254.4	216.5	177.3
47,5°	431.6	465.2	485.2	493.1	484.4	458.3	414.6	359.6	309.1	275.0	238.2	201.0	153.2
50,0°	438.9	486.3	519.4	535.8	520.7	482.8	428.9	357.5	295.5	255.1	214.3	181.4	132.2
52,5°	458.9	511.6	545.5	559.3	543.0	494.7	429.5	357.9	285.5	236.4	195.0	161.3	110.1
55,0°	467.8	528.1	566.9	589.7	575.7	517.5	436.6	361.1	285.1	225.1	181.3	144.5	96.6
57,5°	484.4	550.0	593.9	619.1	601.1	535.1	446.8	362.8	284.3	217.6	170.8	134.5	83.1
60,0°	489.7	567.0	618.4	642.6	624.5	550.4	454.3	363.6	283.0	212.1	162.1	123.7	76.5
62,5°	488.1	581.6	636.8	652.3	620.5	542.4	443.8	355.5	275.7	203.7	151.0	113.1	66.8
65,0°	488.4	591.7	644.8	642.0	597.8	517.1	422.8	337.0	263.8	193.9	140.2	102.2	61.5
67,5°	489.4	603.2	644.7	617.2	551.2	465.2	373.5	300.0	240.3	179.1	127.6	90.2	53.4
70,0°	477.5	584.5	617.0	568.9	487.0	395.8	316.1	252.7	207.9	160.0	113.0	78.7	47.4
72,5°	434.3	537.5	560.7	501.0	407.3	322.5	252.3	201.0	169.1	135.6	97.1	66.9	40.7
75,0°	383.7	456.2	459.9	393.9	310.0	243.3	190.4	153.3	129.6	109.0	81.1	57.1	36.1
77,5°	301.7	355.3	350.6	295.9	234.0	183.6	144.8	117.8	99.5	84.5	65.2	47.2	30.7
80,0°	226.2	254.1	251.0	215.4	170.3	133.9	108.6	89.0	73.9	63.6	51.7	39.5	27.1
82,5°	160.3	178.4	176.7	155.1	126.4	101.2	84.0	68.8	56.4	48.6	40.5	32.5	23.9
85,0°	107.9	120.8	119.8	109.9	91.7	73.7	61.9	52.7	43.9	37.9	32.9	27.6	21.4
87,5°	70.4	81.0	81.9	77.0	65.7	54.7	47.4	40.9	34.9	30.7	27.2	24.1	19.7
90,0°	17.6	19.2	20.6	21.9	21.9	21.3	20.6	20.0	19.3	18.8	18.2	17.6	16.1
92,5°	13.9	15.3	16.3	17.1	17.4	17.5	17.5	17.1	17.0	16.7	16.5	16.3	15.7
95,0°	13.5	14.8	15.6	16.3	16.7	16.9	17.0	16.7	16.5	16.4	16.2	16.1	15.7
97,5°	13.1	14.3	15.0	15.5	16.1	16.4	16.5	16.3	16.1	15.9	15.8	15.7	15.4
100,0°	12.5	13.4	14.1	14.7	15.1	15.5	15.7	15.5	15.3	15.2	15.2	15.2	14.9
102,5°	11.6	12.4	13.2	13.8	14.2	14.5	14.8	14.7	14.5	14.3	14.3	14.4	14.3
105,0°	11.0	11.7	12.4	12.9	13.4	13.8	14.0	14.0	13.8	13.8	13.8	13.8	13.8
107,5°	10.2	10.9	11.6	12.1	12.7	13.1	13.2	13.1	13.1	13.1	13.2	13.3	13.3
110,0°	9.8	10.4	11.1	11.6	12.1	12.5	12.8	12.6	12.5	12.4	12.5	12.6	12.7
112,5°	9.4	10.0	10.6	11.2	11.6	12.0	12.3	12.1	11.9	11.8	11.9	12.1	12.3

Photometric test report

Family LANTERN CLASSIC LED	Order number: 5XA5245LF14H + 5XA54000XS EAN: 4058352834596 + 4050737730073	LP number 59286_19
Table of values for luminous intensities		Maximum luminous intensity
		siteco

C-planes	65° 115°	70° 110°	75° 105°	80° 100°	85° 95°	90°	185° 355°	190° 350°	195° 345°	200° 340°	205° 335°	210° 330°	215° 325°
γ	Luminous intensity in cd/klm												
0,0°	45.2	45.2	45.2	45.2	45.2	45.2	45.2	45.2	45.2	45.2	45.2	45.2	45.2
2,5°	52.3	52.7	53.2	53.5	53.5	53.5	37.1	36.7	36.3	35.8	35.2	34.8	34.2
5,0°	50.5	51.1	51.2	52.8	54.0	54.2	36.6	36.4	36.4	36.5	35.9	34.5	33.3
7,5°	92.5	94.8	101.6	95.9	95.4	93.8	58.4	50.7	45.4	40.3	36.7	34.1	32.8
10,0°	197.3	170.2	178.2	188.7	187.8	184.5	111.2	103.2	80.6	75.8	74.9	65.3	52.2
12,5°	274.8	258.2	256.3	290.6	302.6	299.4	123.9	102.8	70.5	62.3	57.3	57.3	70.9
15,0°	349.6	295.1	295.4	373.7	418.1	424.8	145.2	110.1	102.5	99.1	111.4	115.5	119.1
17,5°	438.8	364.9	349.1	422.1	460.5	460.8	210.7	127.9	162.2	143.2	136.2	124.1	108.4
20,0°	457.0	378.0	362.2	440.3	479.8	479.9	237.1	141.7	181.3	163.0	148.6	130.7	113.7
22,5°	444.4	372.2	359.4	437.0	476.9	477.7	330.0	158.1	215.0	196.4	162.3	137.5	120.3
25,0°	396.8	342.9	334.2	406.9	443.4	445.6	315.2	169.9	241.3	222.4	180.9	145.8	125.3
27,5°	333.0	291.9	284.1	342.4	368.5	370.4	246.1	123.0	235.0	201.3	166.8	135.7	122.0
30,0°	251.4	224.6	220.6	260.4	285.7	291.8	221.5	103.7	218.4	193.5	160.7	132.9	118.6
32,5°	224.0	182.5	172.4	177.8	161.0	151.7	251.9	110.6	224.8	182.5	146.1	118.5	107.2
35,0°	206.1	149.1	155.8	187.6	187.9	185.0	205.3	111.4	211.6	175.1	135.4	96.5	78.4
37,5°	187.7	138.3	178.6	241.1	260.0	264.0	105.0	77.7	91.5	90.6	75.1	61.2	53.0
40,0°	190.3	163.9	202.4	247.0	254.7	255.4	154.6	99.0	116.6	94.6	62.7	61.2	66.6
42,5°	183.2	155.3	192.6	215.2	212.5	212.3	240.5	140.2	194.4	141.3	85.4	85.5	86.8
45,0°	165.1	146.5	168.5	175.0	169.0	166.9	261.6	174.9	227.7	154.6	97.5	98.3	94.4
47,5°	146.1	126.1	143.6	140.9	133.6	130.9	247.8	200.2	228.0	145.8	98.9	98.7	94.0
50,0°	124.3	109.3	117.4	111.3	104.7	102.4	225.7	213.2	208.5	125.7	93.6	91.2	87.8
52,5°	107.6	93.6	96.9	89.7	84.2	82.2	217.4	223.9	192.0	110.8	90.8	84.0	81.2
55,0°	93.2	81.6	80.9	74.5	70.2	68.8	211.9	223.9	177.2	102.4	88.6	80.0	76.9
57,5°	81.9	70.5	68.7	63.5	60.3	59.5	205.1	225.9	165.5	95.8	86.1	77.6	73.5
60,0°	71.4	62.1	60.0	55.6	53.6	53.3	219.0	218.1	147.4	91.9	82.6	75.6	71.1
62,5°	62.7	54.9	53.8	50.5	48.9	48.8	217.4	209.7	131.3	89.7	79.2	73.7	69.3
65,0°	54.7	49.1	48.2	46.2	45.7	45.8	221.0	193.8	118.2	83.4	71.8	69.3	65.7
67,5°	48.2	44.1	43.2	41.7	41.4	41.7	219.9	180.9	109.6	78.8	66.5	63.5	59.1
70,0°	41.6	39.0	38.6	37.6	37.4	37.5	215.6	164.8	100.5	71.2	61.2	58.7	54.4
72,5°	36.2	34.3	33.7	33.0	33.0	33.2	198.6	152.8	91.2	63.6	53.8	51.9	48.0
75,0°	31.7	30.5	30.0	29.3	29.1	29.3	174.4	138.6	84.0	57.2	48.8	46.5	42.9
77,5°	27.3	26.8	26.3	25.8	25.8	26.0	143.9	119.8	72.5	48.1	41.6	39.7	37.2
80,0°	24.1	24.0	23.6	23.4	23.5	23.6	106.5	102.7	62.9	42.5	37.7	35.1	33.8
82,5°	21.9	22.0	21.8	21.7	21.8	21.9	82.1	84.1	52.7	35.6	31.6	30.1	27.8
85,0°	20.5	20.7	20.6	20.6	20.6	20.7	63.6	62.3	42.1	29.8	26.4	24.8	22.7
87,5°	19.6	19.9	19.8	19.8	19.9	19.9	48.0	47.3	33.4	24.7	22.1	21.0	19.2
90,0°	16.9	17.5	17.8	18.2	18.4	18.6	15.0	14.2	13.1	12.3	11.7	11.1	10.7
92,5°	16.3	17.0	17.5	17.8	18.1	18.4	13.0	12.7	12.2	11.7	11.3	10.9	10.3
95,0°	16.3	16.6	17.2	17.6	17.9	18.2	12.7	12.5	12.0	11.5	11.2	11.0	10.4
97,5°	16.0	16.4	16.6	17.2	17.6	17.8	12.4	12.1	11.7	11.2	11.0	10.8	10.4
100,0°	15.4	15.8	16.0	16.3	16.9	17.2	11.8	11.4	11.0	10.6	10.5	10.4	10.0
102,5°	14.7	15.1	15.4	15.6	16.0	16.1	11.0	10.5	10.1	9.9	9.7	9.6	9.2
105,0°	14.2	14.5	14.8	14.9	15.2	14.9	10.4	9.9	9.6	9.3	9.1	9.0	8.7
107,5°	13.5	13.9	14.1	14.3	14.5	14.0	9.7	9.2	8.9	8.5	8.4	8.3	8.0
110,0°	13.0	13.2	13.5	13.8	13.9	13.1	9.3	8.8	8.3	8.1	7.9	7.8	7.5
112,5°	12.5	12.8	13.1	13.3	12.3	7.7	8.9	8.4	8.0	7.7	7.5	7.6	7.2

Photometric test report

Family LANTERN CLASSIC LED	Order number: 5XA5245LF14H + 5XA54000XS EAN: 4058352834596 + 4050737730073	LP number 59286_19
Table of values for luminous intensities		Maximum luminous intensity
		siteco

C-planes	220° 320°	225° 315°	230° 310°	235° 305°	240° 300°	245° 295°	250° 290°	255° 285°	260° 280°	265° 275°	270°	Phi-zone	Total Phi-zone
γ	Luminous intensity in cd/klm											Luminous flux in lm/klm	
0,0°	45.2	45.2	45.2	45.2	45.2	45.2	45.2	45.2	45.2	45.2	45.2	0.1	0.1
2,5°	33.7	33.1	32.7	32.2	31.6	31.0	30.1	29.0	27.5	26.3	25.8	0.5	0.5
5,0°	32.6	32.2	32.8	32.2	31.4	30.6	30.0	29.2	28.6	28.0	28.0	0.9	1.5
7,5°	32.8	32.1	31.0	30.1	30.4	30.2	29.9	29.4	28.8	28.6	28.6	2.6	4.0
10,0°	38.1	32.6	31.4	30.7	29.8	29.4	29.1	28.3	27.5	26.8	26.4	5.2	9.3
12,5°	79.7	75.1	67.7	57.7	47.1	36.5	31.4	28.9	27.6	26.6	26.1	9.7	19.0
15,0°	90.5	78.0	73.4	74.9	71.5	59.0	51.3	39.1	38.2	36.7	34.6	14.5	33.5
17,5°	102.7	92.7	82.5	73.4	62.7	59.5	61.4	54.0	47.1	54.6	54.0	20.5	54.0
20,0°	107.3	93.4	83.2	79.6	75.2	71.3	72.1	60.8	55.1	64.6	67.8	25.7	79.7
22,5°	109.1	95.8	81.4	79.1	79.5	76.6	75.1	71.2	64.7	77.2	83.0	30.2	109.9
25,0°	106.4	90.4	79.2	78.2	82.1	84.7	84.6	74.8	67.3	74.1	77.9	31.4	141.3
27,5°	102.7	89.5	79.4	79.7	83.3	83.2	81.6	73.8	63.4	69.1	75.1	29.4	170.6
30,0°	102.8	86.8	79.2	81.2	84.7	83.3	79.2	71.5	57.8	65.5	70.3	29.7	200.3
32,5°	99.2	98.0	85.7	78.8	76.8	75.7	72.3	67.6	55.5	62.8	67.5	30.0	230.3
35,0°	78.7	84.1	83.2	78.8	77.7	75.1	70.8	65.5	55.0	59.3	63.6	24.9	255.2
37,5°	47.0	51.5	62.1	73.7	76.8	73.4	69.9	63.5	55.4	56.9	61.8	25.0	280.2
40,0°	51.1	38.7	34.5	47.4	62.0	65.2	64.6	60.1	54.4	56.8	62.8	31.0	311.2
42,5°	75.5	60.7	43.6	36.4	37.2	44.8	52.7	53.3	49.6	50.9	56.4	36.6	347.9
45,0°	88.1	79.3	63.5	48.0	39.8	36.9	36.7	37.1	38.0	38.6	41.2	39.1	386.9
47,5°	90.7	84.9	76.7	61.7	50.9	41.6	34.7	31.4	30.0	32.2	34.1	40.4	427.3
50,0°	86.6	83.3	78.6	68.2	55.0	44.4	37.8	34.0	29.5	29.6	31.2	41.3	468.6
52,5°	80.4	78.9	75.9	69.0	56.4	45.7	37.6	32.4	29.5	30.3	32.2	42.0	510.6
55,0°	74.1	72.4	69.6	64.3	55.5	46.0	38.5	34.0	30.7	31.3	32.7	43.1	553.7
57,5°	69.1	66.2	63.3	58.0	51.6	44.4	37.4	32.8	29.7	31.2	32.5	44.2	597.9
60,0°	65.7	61.7	58.2	52.9	47.1	40.9	35.2	31.1	28.5	30.1	30.8	45.3	643.2
62,5°	62.4	56.4	52.3	47.9	43.6	38.4	33.1	29.0	27.9	27.9	28.9	45.5	688.6
65,0°	58.6	51.7	47.0	42.8	39.5	35.5	30.7	27.1	26.5	25.8	26.1	44.8	733.4
67,5°	53.5	47.7	42.5	38.5	35.8	32.4	28.2	24.6	25.4	23.6	24.1	43.0	776.5
70,0°	48.5	42.4	37.7	34.2	32.2	29.2	25.3	22.8	23.3	21.7	21.8	39.9	816.4
72,5°	42.8	37.8	33.7	30.5	28.5	25.9	22.1	20.4	20.9	19.4	19.6	35.3	851.7
75,0°	37.5	32.9	29.4	26.3	24.9	22.8	19.4	18.9	18.6	17.2	17.2	29.6	881.2
77,5°	33.2	29.0	26.0	23.4	21.9	19.8	16.4	16.6	16.0	14.9	14.8	23.7	904.9
80,0°	29.4	25.3	22.4	20.3	18.6	16.7	13.8	14.2	13.4	12.5	12.1	18.4	923.3
82,5°	24.4	21.3	19.5	17.8	16.2	14.3	11.6	12.1	11.2	10.2	9.9	14.2	937.5
85,0°	20.5	18.1	16.3	14.8	13.5	12.0	9.7	10.0	9.1	8.5	8.1	10.8	948.3
87,5°	17.2	15.2	13.5	12.6	11.1	9.9	8.3	8.4	7.7	7.1	6.7	8.3	956.6
90,0°	10.2	9.6	9.1	8.6	7.9	7.0	6.4	6.3	6.0	5.6	5.3	3.9	960.5
92,5°	9.7	9.1	8.4	7.8	7.3	6.5	6.1	6.1	5.9	5.6	5.6	3.6	964.1
95,0°	9.8	9.2	8.5	8.2	7.6	6.9	6.3	6.4	6.1	6.0	5.9	3.5	967.6
97,5°	9.7	9.0	8.6	8.2	7.7	7.0	6.6	6.2	6.2	6.1	6.0	3.4	971.0
100,0°	9.3	8.9	8.5	8.1	7.6	6.9	6.6	6.3	6.0	6.1	6.0	3.3	974.3
102,5°	8.7	8.3	7.9	7.5	7.0	6.6	6.1	6.0	5.6	5.5	5.6	3.0	977.3
105,0°	8.3	7.8	7.4	7.0	6.6	6.1	5.6	5.5	5.2	4.8	4.9	2.8	980.2
107,5°	7.5	7.2	6.8	6.4	6.0	5.5	5.1	4.9	4.5	4.2	4.3	2.6	982.8
110,0°	7.1	6.7	6.3	5.9	5.5	4.9	4.5	4.4	4.1	3.9	3.5	2.4	985.2
112,5°	6.8	6.3	5.9	5.6	5.2	4.8	4.4	4.1	4.0	3.3	2.4	2.3	987.5

Photometric test report

Family LANTERN CLASSIC LED	Order number: 5XA5245LF14H + 5XA54000XS EAN: 4058352834596 + 4050737730073	LP number 59286_19
Table of values for luminous intensities		Maximum luminous intensity
		siteco

C-planes	0° 180°	5° 175°	10° 170°	15° 165°	20° 160°	25° 155°	30° 150°	35° 145°	40° 140°	45° 135°	50° 130°	55° 125°	60° 120°
γ	Luminous intensity in cd/klm												
115,0°	9.2	9.7	10.3	10.7	11.2	11.5	11.8	11.6	11.4	11.4	11.5	11.7	11.9
117,5°	8.7	9.3	9.8	10.3	10.7	11.1	11.3	11.1	10.9	10.9	11.1	11.3	11.5
120,0°	8.5	9.0	9.5	9.9	10.2	10.6	10.7	10.5	10.4	10.4	10.7	10.9	11.1
122,5°	8.0	8.6	9.1	9.4	9.7	10.1	10.3	10.0	9.9	10.0	10.3	10.4	10.6
125,0°	6.4	6.8	7.1	7.4	7.6	7.9	8.0	7.8	7.8	7.8	8.0	8.1	8.3
127,5°	4.5	4.7	4.9	5.0	5.1	5.3	5.3	5.3	5.2	5.2	5.2	5.3	5.4
130,0°	3.4	3.5	3.6	3.6	3.6	3.6	3.5	3.5	3.5	3.5	3.5	3.6	3.6
132,5°	2.9	3.1	3.1	3.1	3.1	3.1	3.1	3.0	3.0	3.0	3.0	3.0	3.0
135,0°	2.5	2.6	2.6	2.6	2.5	2.5	2.5	2.5	2.4	2.4	2.4	2.5	2.5
137,5°	2.0	2.1	2.1	2.1	2.1	2.1	2.0	2.0	2.0	1.9	1.9	1.9	1.9
140,0°	1.6	1.6	1.6	1.6	1.6	1.6	1.5	1.5	1.5	1.4	1.4	1.3	1.3
142,5°	1.1	1.1	1.1	1.1	1.1	1.0	1.0	1.0	0.9	0.9	0.9	0.9	0.9
145,0°	0.9	0.9	0.9	0.9	0.9	0.9	0.9	0.8	0.8	0.8	0.7	0.6	0.6
147,5°	0.9	0.9	0.9	0.9	0.9	0.9	0.9	0.8	0.8	0.8	0.8	0.8	0.7
150,0°	0.0	0.0	0.0	0.0	0.0	0.0	0.0	0.0	0.0	0.0	0.0	0.0	0.0
152,5°	0.0	0.0	0.0	0.0	0.0	0.0	0.0	0.0	0.0	0.0	0.0	0.0	0.0
155,0°	0.0	0.0	0.0	0.0	0.0	0.0	0.0	0.0	0.0	0.0	0.0	0.0	0.0
157,5°	0.0	0.0	0.0	0.0	0.0	0.0	0.0	0.0	0.0	0.0	0.0	0.0	0.0
160,0°	0.0	0.0	0.0	0.0	0.0	0.0	0.0	0.0	0.0	0.0	0.0	0.0	0.0
162,5°	0.0	0.0	0.0	0.0	0.0	0.0	0.0	0.0	0.0	0.0	0.0	0.0	0.0
165,0°	0.0	0.0	0.0	0.0	0.0	0.0	0.0	0.0	0.0	0.0	0.0	0.0	0.0
167,5°	0.0	0.0	0.0	0.0	0.0	0.0	0.0	0.0	0.0	0.0	0.0	0.0	0.0
170,0°	0.0	0.0	0.0	0.0	0.0	0.0	0.0	0.0	0.0	0.0	0.0	0.0	0.0
172,5°	0.0	0.0	0.0	0.0	0.0	0.0	0.0	0.0	0.0	0.0	0.0	0.0	0.0
175,0°	0.0	0.0	0.0	0.0	0.0	0.0	0.0	0.0	0.0	0.0	0.0	0.0	0.0
177,5°	0.0	0.0	0.0	0.0	0.0	0.0	0.0	0.0	0.0	0.0	0.0	0.0	0.0
180,0°	0.0	0.0	0.0	0.0	0.0	0.0	0.0	0.0	0.0	0.0	0.0	0.0	0.0

Photometric test report

Family LANTERN CLASSIC LED	Order number: 5XA5245LF14H + 5XA54000XS EAN: 4058352834596 + 4050737730073	LP number 59286_19
Table of values for luminous intensities		Maximum luminous intensity
		siteco

C-planes	65° 115°	70° 110°	75° 105°	80° 100°	85° 95°	90°	185° 355°	190° 350°	195° 345°	200° 340°	205° 335°	210° 330°	215° 325°
γ	Luminous intensity in cd/klm												
115,0°	12.1	12.4	12.6	12.8	10.5	4.6	8.7	8.1	7.7	7.4	7.3	7.3	7.0
117,5°	11.7	11.9	12.1	12.3	9.2	4.3	8.3	7.8	7.3	7.0	6.9	7.0	6.7
120,0°	11.2	11.4	11.6	11.7	7.8	3.4	8.0	7.5	7.1	6.7	6.7	6.8	6.4
122,5°	10.8	11.0	11.1	11.2	6.9	3.0	7.6	7.2	6.8	6.4	6.2	6.4	6.1
125,0°	8.5	8.7	8.8	8.7	5.4	2.7	6.0	5.6	5.3	5.1	4.9	5.0	4.8
127,5°	5.5	5.6	5.6	5.6	3.5	1.9	4.2	4.0	3.8	3.7	3.6	3.5	3.5
130,0°	3.7	3.7	3.7	3.4	2.3	1.5	3.2	3.1	3.0	3.0	2.8	2.7	2.8
132,5°	3.1	3.1	3.1	2.7	1.9	1.3	2.8	2.7	2.6	2.6	2.5	2.5	2.5
135,0°	2.5	2.5	2.5	2.1	1.6	1.2	2.4	2.4	2.3	2.2	2.1	2.1	2.1
137,5°	1.9	1.9	1.9	1.6	1.1	1.0	1.9	1.9	1.8	1.8	1.8	1.8	1.8
140,0°	1.3	1.3	1.3	1.1	0.9	0.8	1.5	1.4	1.4	1.4	1.4	1.4	1.4
142,5°	0.9	0.9	0.8	0.8	0.6	0.6	1.0	1.0	1.1	1.1	1.1	1.1	1.1
145,0°	0.6	0.6	0.6	0.6	0.6	0.6	0.9	0.9	0.9	0.9	0.9	1.0	1.0
147,5°	0.7	0.8	0.8	0.8	0.8	0.8	0.8	0.8	0.9	0.9	0.9	0.9	0.9
150,0°	0.0	0.0	0.0	0.0	0.0	0.0	0.0	0.0	0.0	0.0	0.0	0.0	0.0
152,5°	0.0	0.0	0.0	0.0	0.0	0.0	0.0	0.0	0.0	0.0	0.0	0.0	0.0
155,0°	0.0	0.0	0.0	0.0	0.0	0.0	0.0	0.0	0.0	0.0	0.0	0.0	0.0
157,5°	0.0	0.0	0.0	0.0	0.0	0.0	0.0	0.0	0.0	0.0	0.0	0.0	0.0
160,0°	0.0	0.0	0.0	0.0	0.0	0.0	0.0	0.0	0.0	0.0	0.0	0.0	0.0
162,5°	0.0	0.0	0.0	0.0	0.0	0.0	0.0	0.0	0.0	0.0	0.0	0.0	0.0
165,0°	0.0	0.0	0.0	0.0	0.0	0.0	0.0	0.0	0.0	0.0	0.0	0.0	0.0
167,5°	0.0	0.0	0.0	0.0	0.0	0.0	0.0	0.0	0.0	0.0	0.0	0.0	0.0
170,0°	0.0	0.0	0.0	0.0	0.0	0.0	0.0	0.0	0.0	0.0	0.0	0.0	0.0
172,5°	0.0	0.0	0.0	0.0	0.0	0.0	0.0	0.0	0.0	0.0	0.0	0.0	0.0
175,0°	0.0	0.0	0.0	0.0	0.0	0.0	0.0	0.0	0.0	0.0	0.0	0.0	0.0
177,5°	0.0	0.0	0.0	0.0	0.0	0.0	0.0	0.0	0.0	0.0	0.0	0.0	0.0
180,0°	0.0	0.0	0.0	0.0	0.0	0.0	0.0	0.0	0.0	0.0	0.0	0.0	0.0

Photometric test report

Family LANTERN CLASSIC LED	Order number: 5XA5245LF14H + 5XA54000XS EAN: 4058352834596 + 4050737730073	LP number 59286_19
Table of values for luminous intensities		Maximum luminous intensity
		siteco

C-planes	220° 320°	225° 315°	230° 310°	235° 305°	240° 300°	245° 295°	250° 290°	255° 285°	260° 280°	265° 275°	270°	Phi-zone	Total Phi-zone
γ	Luminous intensity in cd/klm											Luminous flux in lm/klm	
115,0°	6.6	6.1	5.8	5.4	5.1	4.7	4.3	4.0	3.8	3.1	1.9	2.1	989.6
117,5°	6.2	5.9	5.5	5.2	4.8	4.5	4.1	3.8	3.5	2.7	1.9	2.0	991.6
120,0°	6.1	5.7	5.4	5.1	4.8	4.4	4.1	3.8	3.4	2.4	1.8	1.9	993.5
122,5°	5.8	5.4	5.1	4.8	4.6	4.2	3.9	3.6	3.2	2.3	1.7	1.7	995.2
125,0°	4.5	4.2	4.0	3.8	3.6	3.3	3.1	2.9	2.5	1.9	1.6	1.3	996.6
127,5°	3.3	3.2	3.1	2.8	2.7	2.6	2.5	2.3	2.0	1.6	1.4	0.9	997.4
130,0°	2.7	2.6	2.6	2.5	2.4	2.3	2.1	2.0	1.7	1.5	1.4	0.6	998.1
132,5°	2.4	2.4	2.3	2.3	2.2	2.1	2.0	1.9	1.6	1.5	1.3	0.5	998.6
135,0°	2.1	2.1	2.0	2.0	1.9	1.8	1.8	1.7	1.5	1.3	1.2	0.4	999.0
137,5°	1.8	1.7	1.7	1.7	1.6	1.5	1.5	1.4	1.3	1.2	1.1	0.3	999.3
140,0°	1.4	1.4	1.3	1.3	1.3	1.2	1.2	1.2	1.1	1.0	1.0	0.2	999.6
142,5°	1.1	1.1	1.1	1.1	1.1	1.0	1.0	1.0	1.0	1.0	1.0	0.2	999.7
145,0°	1.0	1.0	1.0	1.0	1.0	1.0	1.0	1.0	1.0	1.0	1.0	0.1	999.9
147,5°	0.9	1.0	1.0	1.0	1.0	1.0	1.0	1.0	1.0	1.0	1.0	0.1	1000.0
150,0°	0.0	0.0	0.0	0.0	0.0	0.0	0.0	0.0	0.0	0.0	0.0	0.0	1000.0
152,5°	0.0	0.0	0.0	0.0	0.0	0.0	0.0	0.0	0.0	0.0	0.0	0.0	1000.0
155,0°	0.0	0.0	0.0	0.0	0.0	0.0	0.0	0.0	0.0	0.0	0.0	0.0	1000.0
157,5°	0.0	0.0	0.0	0.0	0.0	0.0	0.0	0.0	0.0	0.0	0.0	0.0	1000.0
160,0°	0.0	0.0	0.0	0.0	0.0	0.0	0.0	0.0	0.0	0.0	0.0	0.0	1000.0
162,5°	0.0	0.0	0.0	0.0	0.0	0.0	0.0	0.0	0.0	0.0	0.0	0.0	1000.0
165,0°	0.0	0.0	0.0	0.0	0.0	0.0	0.0	0.0	0.0	0.0	0.0	0.0	1000.0
167,5°	0.0	0.0	0.0	0.0	0.0	0.0	0.0	0.0	0.0	0.0	0.0	0.0	1000.0
170,0°	0.0	0.0	0.0	0.0	0.0	0.0	0.0	0.0	0.0	0.0	0.0	0.0	1000.0
172,5°	0.0	0.0	0.0	0.0	0.0	0.0	0.0	0.0	0.0	0.0	0.0	0.0	1000.0
175,0°	0.0	0.0	0.0	0.0	0.0	0.0	0.0	0.0	0.0	0.0	0.0	0.0	1000.0
177,5°	0.0	0.0	0.0	0.0	0.0	0.0	0.0	0.0	0.0	0.0	0.0	0.0	1000.0
180,0°	0.0	0.0	0.0	0.0	0.0	0.0	0.0	0.0	0.0	0.0	0.0	0.0	1000.0

Photometric test report

Family LANTERN CLASSIC LED	Order number: 5XA5245LF14H + 5XA54000XS EAN: 4058352834596 + 4050737730073	LP number 59286_19
Dimming levels table		environmental temperature: 25°C
siteco		

Luminous flux %	Dimming level linear	Dimming level logarithmic	Luminous flux [lm]	Power consumption [W]	Power consumption [W]	Power consumption [W]
				start of lifetime	end of lifetime	average
100	254	254	1290	10.0	10.4	10.2
95	241	252	1224	9.5	9.9	9.7
90	229	250	1163	9.0	9.3	9.2
85	216	248	1097	8.5	8.8	8.6
80	203	246	1031	8.0	8.3	8.2
75	190	243	965	7.6	7.7	7.6
70	178	241	904	7.1	7.3	7.2
65	165	238	838	6.6	6.8	6.7
60	152	235	772	6.1	6.4	6.2
55	140	232	711	5.7	5.9	5.8
50	127	229	645	5.3	5.5	5.4
45	114	225	579	4.8	5.0	4.9
40	102	221	518	4.4	4.6	4.5
35	89	216	452	4.0	4.1	4.0
30	76	210	386	3.6	3.7	3.6
30	75	209	381	3.5	3.7	3.6