


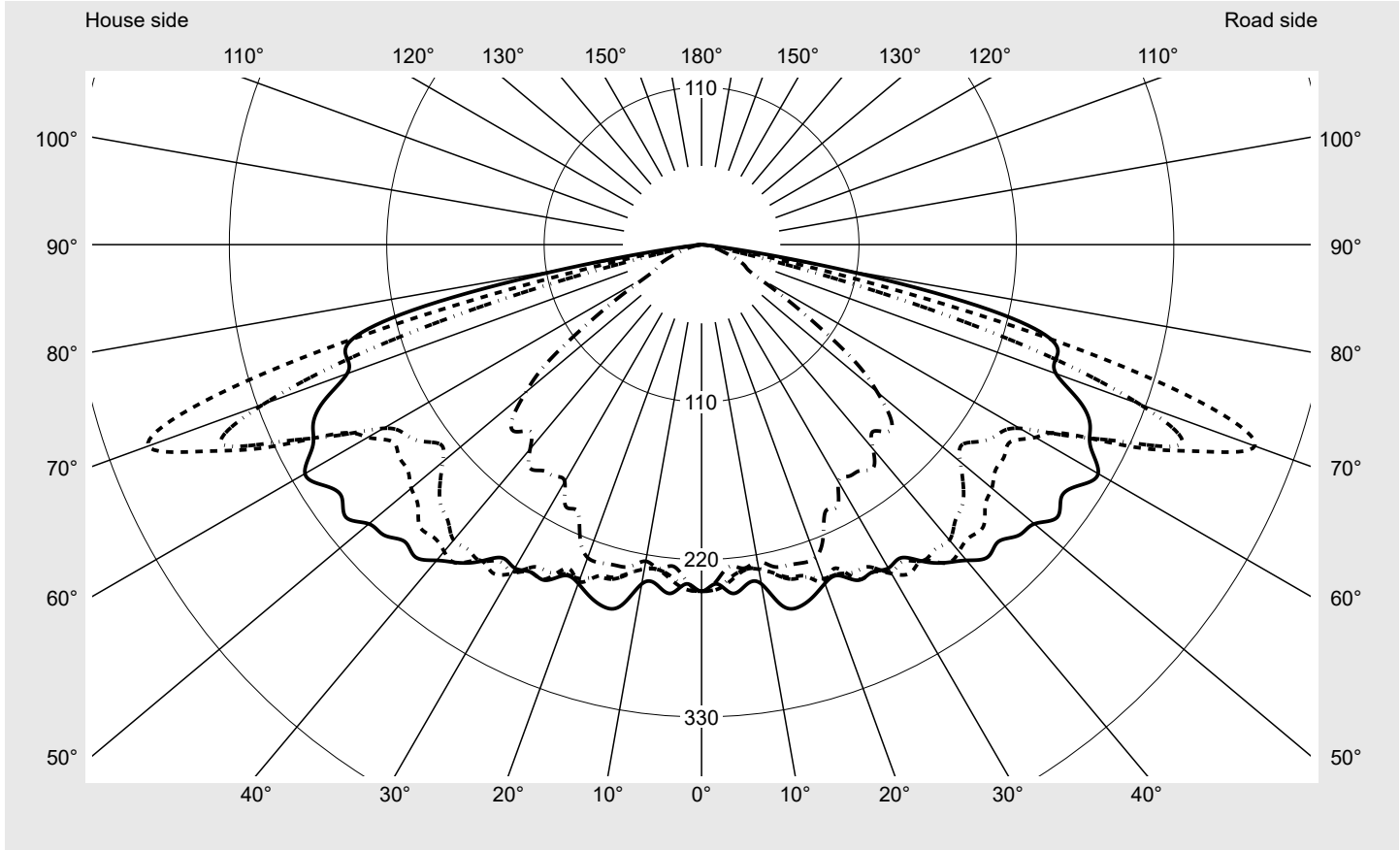
Photometric test report

Family DL® 50 mini LED	Order number: 5XA248W21F08ME EAN: 4058352804032	LP number 59398_28
	Version wire mounting Optic symmetric, wide distribution (ST1.0s) Cover toughened safety glass Lamps LED 2200 K CRI ≥ 70 Controlgear ECG SITECO iQ Rated values Net luminous flux = 12600 lm Power consumption = 103.8 W Luminous efficacy = 121.4 lm/W	serial documentation 03.04.2023





Luminous intensity in cd/klm C180-0 C205-25 C210-30 C270-90 **Imax: 411 cd/klm**



Luminaire output ratios	
Eta	100.0%
Eta 0° - 90°	100.0%
Eta 90° - 180°	0.0%

Luminous intensity class acc. to EN13201-2	
Class:	G4
Imax 70°	411.4
Imax 80°	95.1
Imax 90°	0.0
Imax >90°	0.0
Imax >95°	0.0

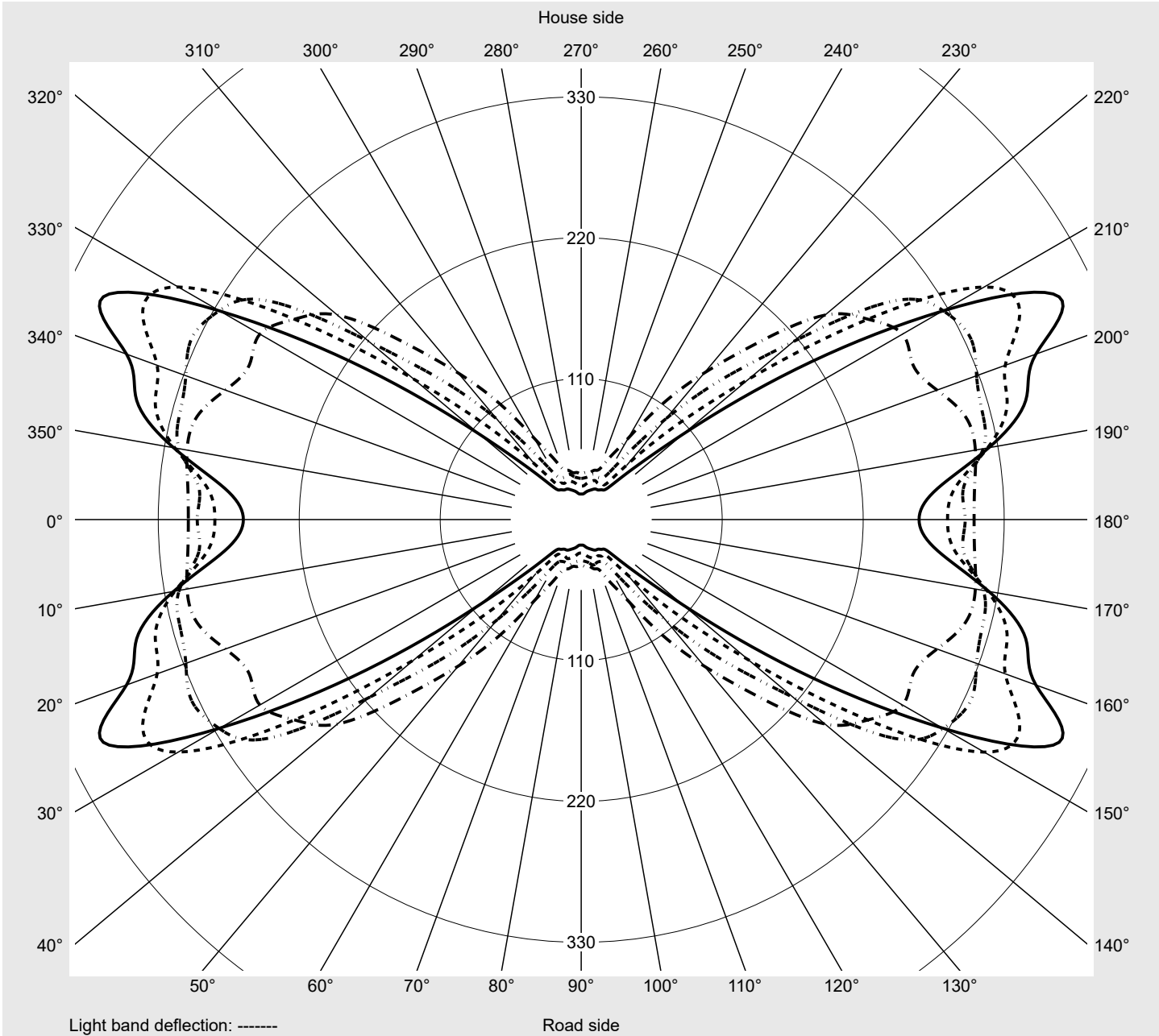
Measurement conditions
DIN EN 13032 and DIN 5032

Photometric test report

Family DL® 50 mini LED	Order number: 5XA248W21F08ME EAN: 4058352804032	LP number 59398_28
---	--	-------------------------------------



Envelope curve in cd/klm **KMK 70°** **KMK 67.5°** **KMK 65°** **KMK 62.5°**



Photometric test report

Family DL® 50 mini LED	Order number: 5XA248W21F08ME EAN: 4058352804032	LP number 59398_28
Table of values for luminous intensities		Maximum luminous intensity
siteco		

C-planes	0° 180°	5° 175°	10° 170°	15° 165°	20° 160°	25° 155°	30° 150°	35° 145°	40° 140°	45° 135°	50° 130°	55° 125°	60° 120°
γ	Luminous intensity in cd/klm												
0,0°	242.2	242.2	242.2	242.2	242.2	242.2	242.2	242.2	242.2	242.2	242.2	242.2	242.2
2,5°	237.2	238.8	239.3	239.2	239.9	241.2	240.6	240.8	241.4	240.6	238.9	237.8	237.8
5,0°	244.6	241.4	240.2	237.3	236.1	235.6	233.4	231.4	230.5	230.7	228.2	228.5	226.9
7,5°	239.7	239.5	240.1	235.6	230.3	229.5	229.2	225.4	225.6	225.9	225.4	227.1	225.1
10,0°	240.7	240.9	240.7	237.0	232.9	230.3	229.8	230.5	226.7	226.6	227.4	229.7	229.2
12,5°	258.0	251.4	239.6	234.1	232.4	235.2	235.7	235.9	233.6	234.4	232.0	232.6	231.2
15,0°	262.2	250.4	240.5	240.5	239.4	240.7	241.9	238.0	237.7	239.0	237.6	234.9	234.8
17,5°	258.3	253.0	242.6	241.9	244.5	243.0	243.5	237.8	239.0	239.5	238.9	236.1	238.6
20,0°	251.9	251.7	247.9	246.2	247.7	250.6	248.4	247.3	244.0	239.5	241.1	238.3	236.1
22,5°	250.2	255.3	250.1	252.0	251.1	244.7	249.1	247.1	248.1	247.7	235.9	233.3	230.7
25,0°	258.8	257.1	258.5	256.3	253.3	257.8	252.5	254.0	249.6	244.1	237.2	232.2	232.3
27,5°	258.1	256.5	263.2	259.5	259.5	258.2	253.9	256.2	251.7	239.8	233.2	229.8	227.8
30,0°	261.0	262.4	270.3	263.6	265.2	265.4	263.9	258.9	247.1	240.8	234.7	231.8	223.5
32,5°	259.5	269.3	271.6	271.6	269.8	271.9	262.4	260.2	247.0	244.5	238.0	221.6	215.1
35,0°	270.2	271.5	277.7	274.8	276.3	269.4	269.7	256.6	244.8	241.8	231.1	224.2	215.4
37,5°	280.1	278.2	282.9	283.0	277.8	280.5	268.3	250.9	240.6	237.6	227.8	218.9	216.9
40,0°	288.0	287.7	283.7	284.7	284.3	279.9	269.6	249.3	243.8	233.3	222.4	225.7	216.8
42,5°	296.1	291.5	287.5	295.3	291.2	277.3	262.2	243.9	239.3	228.4	226.9	220.5	217.6
45,0°	293.4	298.8	291.6	294.0	289.4	278.5	257.7	237.7	232.5	235.6	229.6	227.2	218.7
47,5°	300.6	298.4	297.6	302.8	292.3	268.9	248.0	237.2	231.6	238.0	233.9	219.4	210.6
50,0°	303.5	301.8	294.9	296.2	291.7	264.8	236.1	229.1	235.5	235.4	227.4	211.0	203.7
52,5°	313.1	306.4	297.9	293.8	282.3	258.9	229.6	232.4	238.8	238.4	223.0	204.0	193.8
55,0°	307.1	309.6	303.0	293.1	276.4	258.2	239.5	242.7	237.6	226.6	215.3	201.3	182.8
57,5°	313.1	310.7	306.8	291.4	269.9	256.2	246.1	247.7	241.0	221.4	213.5	184.7	154.5
60,0°	320.0	316.0	306.0	294.2	273.9	269.4	256.7	259.9	244.6	223.8	186.2	149.8	120.5
62,5°	306.5	308.2	312.3	310.4	295.5	285.6	289.5	272.8	248.2	195.5	149.4	109.6	73.2
65,0°	299.6	299.7	318.5	324.0	328.3	335.2	326.1	297.5	216.1	154.1	102.4	62.6	40.7
67,5°	285.8	293.3	321.9	344.0	352.1	377.5	363.0	272.0	170.4	101.8	56.5	34.1	32.7
70,0°	263.6	279.1	322.9	359.1	377.5	411.4	325.6	204.8	103.6	53.3	32.1	28.3	26.7
72,5°	260.2	275.7	322.3	347.2	375.3	364.9	242.0	112.7	53.4	31.2	25.3	24.3	21.6
75,0°	251.4	265.8	278.0	285.9	301.8	245.3	128.4	47.3	27.7	22.4	20.0	19.1	16.8
77,5°	197.9	175.8	144.1	149.6	149.5	108.1	39.8	20.4	16.2	15.7	15.3	13.4	11.5
80,0°	95.1	62.5	44.4	47.7	50.8	36.7	13.5	10.8	8.9	8.8	10.7	7.7	7.1
82,5°	19.9	11.3	7.0	9.6	15.5	10.3	5.6	6.2	4.3	3.5	4.0	4.1	4.1
85,0°	1.2	1.2	1.3	1.2	1.4	1.4	1.5	1.4	1.4	1.2	1.2	1.1	1.1
87,5°	0.3	0.3	0.3	0.3	0.4	0.3	0.3	0.3	0.3	0.2	0.2	0.2	0.2
90,0°	0.0	0.0	0.0	0.0	0.0	0.0	0.0	0.0	0.0	0.0	0.0	0.0	0.0

Photometric test report

Family DL® 50 mini LED	Order number: 5XA248W21F08ME EAN: 4058352804032	LP number 59398_28
Table of values for luminous intensities		Maximum luminous intensity
		siteco

C-planes	65° 115°	70° 110°	75° 105°	80° 100°	85° 95°	90°	185° 355°	190° 350°	195° 345°	200° 340°	205° 335°	210° 330°	215° 325°
γ	Luminous intensity in cd/klm												
0,0°	242.2	242.2	242.2	242.2	242.2	242.2	242.2	242.2	242.2	242.2	242.2	242.2	242.2
2,5°	237.6	237.2	238.4	236.8	236.6	235.5	238.8	239.3	239.2	239.9	241.2	240.6	240.8
5,0°	225.5	223.4	223.5	224.4	224.8	225.6	241.4	240.2	237.3	236.1	235.6	233.4	231.4
7,5°	224.0	222.3	222.8	225.7	224.9	228.1	239.5	240.1	235.6	230.3	229.5	229.2	225.4
10,0°	227.7	225.8	224.1	224.7	223.8	224.6	240.9	240.7	237.0	232.9	230.3	229.8	230.5
12,5°	231.2	231.4	229.8	229.8	229.6	230.4	251.4	239.6	234.1	232.4	235.2	235.7	235.9
15,0°	230.0	230.3	232.1	235.2	232.2	232.0	250.4	240.5	240.5	239.4	240.7	241.9	238.0
17,5°	237.7	232.4	229.1	230.6	232.7	233.2	253.0	242.6	241.9	244.5	243.0	243.5	237.8
20,0°	232.3	229.1	229.0	222.8	224.5	232.7	251.7	247.9	246.2	247.7	250.6	248.4	247.3
22,5°	227.4	224.4	223.2	217.3	219.8	221.9	255.3	250.1	252.0	251.1	244.7	249.1	247.1
25,0°	229.1	225.8	217.2	216.6	211.4	205.4	257.1	258.5	256.3	253.3	257.8	252.5	254.0
27,5°	221.2	221.3	210.3	205.3	201.2	205.9	256.5	263.2	259.5	259.5	258.2	253.9	256.2
30,0°	219.6	203.8	203.4	198.5	195.7	191.2	262.4	270.3	263.6	265.2	265.4	263.9	258.9
32,5°	213.1	203.8	198.3	195.7	194.0	191.8	269.3	271.6	271.6	269.8	271.9	262.4	260.2
35,0°	208.0	203.1	202.6	196.4	199.0	192.9	271.5	277.7	274.8	276.3	269.4	269.7	256.6
37,5°	214.0	207.7	201.2	204.7	194.8	196.9	278.2	282.9	283.0	277.8	280.5	268.3	250.9
40,0°	214.8	205.4	199.6	193.5	195.0	186.4	287.7	283.7	284.7	284.3	279.9	269.6	249.3
42,5°	212.5	197.8	193.6	191.5	186.2	177.2	291.5	287.5	295.3	291.2	277.3	262.2	243.9
45,0°	204.2	194.8	190.2	187.3	183.5	184.7	298.8	291.6	294.0	289.4	278.5	257.7	237.7
47,5°	198.5	192.3	181.2	184.3	173.1	179.1	298.4	297.6	302.8	292.3	268.9	248.0	237.2
50,0°	192.3	181.6	172.1	167.7	161.5	160.3	301.8	294.9	296.2	291.7	264.8	236.1	229.1
52,5°	180.8	167.6	154.5	148.1	139.4	137.0	306.4	297.9	293.8	282.3	258.9	229.6	232.4
55,0°	162.1	142.2	122.5	115.6	106.9	100.5	309.6	303.0	293.1	276.4	258.2	239.5	242.7
57,5°	128.4	106.6	92.1	76.1	71.9	68.4	310.7	306.8	291.4	269.9	256.2	246.1	247.7
60,0°	90.9	69.4	55.8	47.4	46.4	43.4	316.0	306.0	294.2	273.9	269.4	256.7	259.9
62,5°	54.4	42.1	39.9	37.1	36.9	35.5	308.2	312.3	310.4	295.5	285.6	289.5	272.8
65,0°	36.0	35.7	36.7	34.2	32.7	32.1	299.7	318.5	324.0	328.3	335.2	326.1	297.5
67,5°	31.2	32.2	31.0	29.2	26.7	26.1	293.3	321.9	344.0	352.1	377.5	363.0	272.0
70,0°	26.3	24.9	23.4	21.9	20.2	20.0	279.1	322.9	359.1	377.5	411.4	325.6	204.8
72,5°	20.5	19.7	18.0	16.2	16.2	14.7	275.7	322.3	347.2	375.3	364.9	242.0	112.7
75,0°	16.0	14.9	13.6	11.8	11.4	11.4	265.8	278.0	285.9	301.8	245.3	128.4	47.3
77,5°	11.5	10.5	8.9	7.7	6.7	6.8	175.8	144.1	149.6	149.5	108.1	39.8	20.4
80,0°	7.4	6.4	5.4	4.6	3.8	3.8	62.5	44.4	47.7	50.8	36.7	13.5	10.8
82,5°	3.5	3.3	2.7	2.1	1.9	1.8	11.3	7.0	9.6	15.5	10.3	5.6	6.2
85,0°	1.2	1.1	1.0	0.8	0.6	0.8	1.2	1.3	1.2	1.4	1.4	1.5	1.4
87,5°	0.2	0.2	0.2	0.1	0.2	0.3	0.3	0.3	0.3	0.4	0.3	0.3	0.3
90,0°	0.0	0.0	0.0	0.0	0.0	0.0	0.0	0.0	0.0	0.0	0.0	0.0	0.0

Photometric test report

Family DL® 50 mini LED	Order number: 5XA248W21F08ME EAN: 4058352804032	LP number 59398_28
Table of values for luminous intensities		Maximum luminous intensity
		siteco

C-planes	220° 320°	225° 315°	230° 310°	235° 305°	240° 300°	245° 295°	250° 290°	255° 285°	260° 280°	265° 275°	270°	Phi-zone	Total Phi-zone
γ	Luminous intensity in cd/klm											Luminous flux in lm/klm	
0,0°	242.2	242.2	242.2	242.2	242.2	242.2	242.2	242.2	242.2	242.2	242.2	0.4	0.4
2,5°	241.4	240.6	238.9	237.8	237.8	237.6	237.2	238.4	236.8	236.6	235.5	2.9	3.2
5,0°	230.5	230.7	228.2	228.5	226.9	225.5	223.4	223.5	224.4	224.8	225.6	5.5	8.7
7,5°	225.6	225.9	225.4	227.1	225.1	224.0	222.3	222.8	225.7	224.9	228.1	8.2	16.9
10,0°	226.7	226.6	227.4	229.7	229.2	227.7	225.8	224.1	224.7	223.8	224.6	10.9	27.9
12,5°	233.6	234.4	232.0	232.6	231.2	231.2	231.4	229.8	229.8	229.6	230.4	13.9	41.8
15,0°	237.7	239.0	237.6	234.9	234.8	230.0	230.3	232.1	235.2	232.2	232.0	16.9	58.7
17,5°	239.0	239.5	238.9	236.1	238.6	237.7	232.4	229.1	230.6	232.7	233.2	19.7	78.4
20,0°	244.0	239.5	241.1	238.3	236.1	232.3	229.1	229.0	222.9	224.5	232.7	22.5	100.9
22,5°	248.1	247.7	235.9	233.3	230.7	227.4	224.4	223.2	217.3	219.8	221.9	25.0	125.9
25,0°	249.6	244.1	237.2	232.2	232.3	229.1	225.8	217.2	216.6	211.4	205.4	27.8	153.7
27,5°	251.7	239.8	233.2	229.8	227.8	221.2	221.3	210.3	205.3	201.2	205.9	30.1	183.8
30,0°	247.1	240.8	234.7	231.8	223.5	219.5	203.8	203.4	198.5	195.7	191.2	32.6	216.3
32,5°	247.0	244.5	238.0	221.6	215.1	213.1	203.8	198.3	195.7	194.0	191.8	35.0	251.3
35,0°	244.8	241.8	231.1	224.2	215.4	208.0	203.1	202.6	196.4	199.0	192.9	37.5	288.8
37,5°	240.6	237.6	227.8	218.9	216.9	214.0	207.7	201.2	204.7	194.8	196.9	40.1	328.9
40,0°	243.8	233.3	222.4	225.7	216.8	214.8	205.4	199.6	193.5	195.0	186.4	42.4	371.3
42,5°	239.3	228.4	226.9	220.5	217.6	212.5	197.8	193.6	191.5	186.2	177.2	44.2	415.5
45,0°	232.5	235.6	229.6	227.2	218.7	204.2	194.8	190.2	187.3	183.5	184.7	46.2	461.7
47,5°	231.6	238.0	233.9	219.4	210.6	198.5	192.3	181.2	184.3	173.1	179.1	47.7	509.4
50,0°	235.5	235.4	227.4	211.0	203.7	192.3	181.6	172.1	167.7	161.5	160.3	48.2	557.6
52,5°	238.8	238.4	223.0	204.0	193.8	180.8	167.6	154.5	148.1	139.4	137.0	48.5	606.2
55,0°	237.6	226.6	215.3	201.3	182.8	162.1	142.2	122.5	115.6	106.9	100.5	47.9	654.0
57,5°	241.0	221.4	213.5	184.7	154.5	128.4	106.6	92.1	76.1	71.9	68.4	46.4	700.4
60,0°	244.6	223.8	186.2	149.8	120.5	90.9	69.4	55.8	47.4	46.4	43.4	44.7	745.2
62,5°	248.2	195.5	149.4	109.6	73.2	54.4	42.1	39.9	37.1	36.9	35.5	43.7	788.8
65,0°	216.1	154.1	102.4	62.6	40.7	36.0	35.7	36.7	34.2	32.7	32.1	43.4	832.2
67,5°	170.4	101.8	56.5	34.1	32.7	31.2	32.2	31.0	29.2	26.7	26.1	42.6	874.8
70,0°	103.6	53.3	32.1	28.3	26.7	26.3	24.9	23.4	21.9	20.2	20.0	39.8	914.6
72,5°	53.4	31.2	25.3	24.3	21.6	20.5	19.7	18.0	16.2	16.2	14.7	35.2	949.9
75,0°	27.7	22.4	20.0	19.1	16.8	16.0	14.9	13.6	11.8	11.4	11.4	27.3	977.2
77,5°	16.2	15.7	15.3	13.4	11.5	11.5	10.5	8.9	7.7	6.7	6.8	15.0	992.2
80,0°	8.9	8.8	10.7	7.7	7.1	7.4	6.4	5.4	4.6	3.8	3.8	5.8	998.0
82,5°	4.3	3.5	4.0	4.1	4.1	3.5	3.3	2.7	2.1	1.9	1.8	1.7	999.6
85,0°	1.4	1.2	1.2	1.1	1.1	1.2	1.1	1.0	0.8	0.6	0.8	0.3	999.9
87,5°	0.3	0.2	0.2	0.2	0.2	0.2	0.2	0.2	0.1	0.2	0.3	0.1	1000.0
90,0°	0.0	0.0	0.0	0.0	0.0	0.0	0.0	0.0	0.0	0.0	0.0	0.0	1000.0

Photometric test report

Family DL® 50 mini LED	Order number: 5XA248W21F08ME EAN: 4058352804032	LP number 59398_28
----------------------------------	--	------------------------------

Dimming levels table	environmental temperature: 25°C	sITeco
-----------------------------	---------------------------------	---------------

Luminous flux %	Dimming level linear	Dimming level logarithmic	Luminous flux [lm]	Power consumption [W]	Power consumption [W]	Power consumption [W]
				start of lifetime	end of lifetime	average
100	254	254	12600	103.8	114.0	108.9
95	241	252	11955	96.8	106.3	101.6
90	229	250	11360	90.7	99.5	95.1
85	216	248	10715	84.3	92.4	88.4
80	203	246	10070	78.1	85.6	81.8
75	190	243	9425	72.2	79.1	75.6
70	178	241	8830	66.9	73.2	70.1
65	165	238	8185	61.4	67.1	64.2
60	152	235	7540	56.0	61.2	58.6
55	140	232	6945	51.2	55.9	53.6
50	127	229	6300	45.8	50.2	48.0
45	114	225	5655	40.8	44.6	42.7
40	102	221	5060	36.3	39.6	38.0
35	89	216	4415	31.6	34.3	33.0
30	76	210	3770	27.0	29.3	28.2
25	63	203	3125	22.5	24.4	23.4
20	51	195	2530	18.5	20.0	19.2
15	38	184	1885	14.2	15.3	14.8
15	37	183	1835	13.9	15.0	14.4