

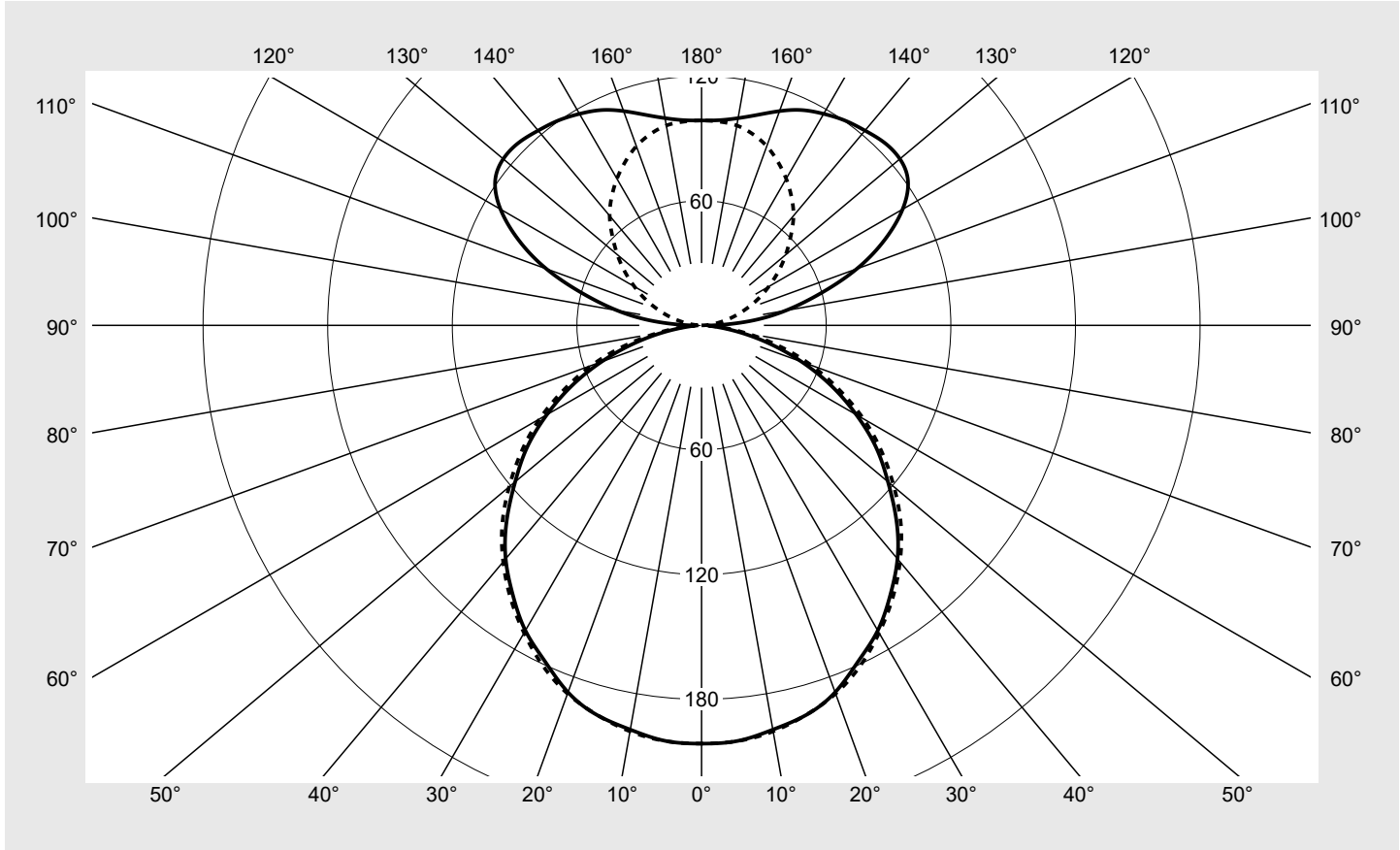


# Photometric test report

<b>Family</b> <b>Silica® 21</b>	<b>Order number: 51MX30DB45WB</b> <b>EAN: 4058352886649</b>	<b>LP number</b> <b>59413_73</b>
	<b>Version</b> Suspended luminaire, with homogeneous illumination, cover, opal, direct-/ indirect distribution, extremely wide distribution, UGR≤25  <b>Lamps</b> LED 4000 K   CRI ≥ 80  <b>Controlgear</b> ECG-DALI  <b>Rated values</b> Net luminous flux = 5260 lm Power consumption = 32.0 W Luminous efficacy = 164.4 lm/W	<b>serial documentation</b> <b>02.08.2023</b>  

**Luminous intensity in cd/klm**    C180-0    C270-90    **Imax: 201 cd/klm**



Classifications	
DIN 5040	C 4 2
CIE	N1=47 N2=79 N3=96 N4=57 N5=100

Luminaire light output ratios	
$\eta_{LB}$	100.0%
$\phi_u$	57.0%
$\phi_o$	43.0%

Measurement conditions
DIN EN 13032 and DIN 5032

## Photometric test report

Family <b>Silica® 21</b>	Order number: <b>51MX30DB45WB</b> EAN: <b>4058352886649</b>	LP number <b>59413_73</b>
<b>Table of values for luminous intensities</b>		<b>Maximum luminous intensity</b>
		<b>siteco</b>

C-planes $\gamma$	0° 180°	15° 165° 195° 345°	30° 150° 210° 330°	45° 135° 225° 315°	60° 120° 240° 300°	75° 105° 255° 285°	90° 270°	Total	
								Phi-zone	Phi-zone
Luminous intensity in cd/klm								Luminous flux in lm/klm	
0°	201.3	201.3	201.3	201.3	201.3	201.3	201.3	1.2	1.2
5°	200.8	201.1	200.5	200.6	200.7	201.0	200.8	9.6	10.8
10°	197.6	197.2	197.1	197.6	198.5	197.9	198.4	18.8	29.6
15°	194.2	193.6	192.5	193.4	194.0	194.3	194.2	27.5	57.1
20°	188.0	187.6	186.2	187.1	187.3	187.7	188.7	35.1	92.2
25°	178.4	178.6	177.9	178.8	179.9	179.8	180.8	41.5	133.7
30°	169.6	169.4	168.2	169.6	170.9	170.8	170.9	46.6	180.3
35°	158.4	158.6	157.6	158.2	158.8	159.6	160.3	49.9	230.1
40°	146.7	146.4	146.5	146.2	147.1	147.3	148.6	51.7	281.9
45°	132.6	132.7	133.0	133.0	133.6	133.9	135.7	51.7	333.6
50°	117.1	118.0	118.4	118.9	120.0	120.2	120.9	50.0	383.6
55°	102.6	102.7	103.4	103.9	104.8	104.8	105.8	46.7	430.3
60°	86.0	86.4	86.9	87.2	88.6	88.7	90.0	41.6	471.9
65°	69.1	69.7	70.6	71.5	72.2	72.9	72.9	35.4	507.3
70°	51.3	52.3	52.8	54.1	55.2	55.9	56.2	27.8	535.1
75°	33.8	34.6	35.2	36.4	37.6	38.6	38.9	19.3	554.4
80°	17.8	18.1	18.7	19.5	20.7	21.6	21.9	10.7	565.1
85°	5.8	6.0	6.3	6.7	7.3	8.0	8.2	3.8	568.8
90°	5.3	5.2	5.5	5.5	3.6	1.7	1.1	2.3	571.1
95°	23.1	23.6	25.3	23.9	15.3	7.9	4.1	10.0	581.1
100°	41.3	42.4	42.7	37.4	25.1	14.2	9.3	16.8	597.9
105°	59.2	60.4	59.2	50.6	34.6	21.4	15.7	23.3	621.2
110°	79.5	79.8	74.8	62.3	44.4	29.0	22.5	29.3	650.4
115°	97.2	96.3	88.8	73.1	53.8	36.6	30.0	34.1	684.6
120°	111.8	110.0	100.3	81.8	62.6	44.0	37.3	37.4	722.0
125°	121.3	118.0	107.2	89.8	70.0	51.0	45.1	38.9	760.9
130°	124.6	121.9	110.5	94.5	75.7	58.3	52.9	38.5	799.3
135°	124.4	121.9	111.7	97.7	80.2	65.0	60.7	36.8	836.1
140°	122.4	120.5	112.1	100.0	84.0	71.4	68.8	34.3	870.4
145°	120.4	119.1	112.0	101.3	87.5	77.3	75.5	31.2	901.5
150°	117.6	117.1	110.8	101.2	90.4	83.0	81.5	27.5	929.0
155°	114.3	114.0	108.0	100.7	92.6	88.1	86.9	23.3	952.4
160°	109.8	109.5	104.7	99.9	94.6	92.0	91.8	18.8	971.2
165°	104.9	104.4	101.9	98.7	96.5	95.2	95.3	14.1	985.3
170°	101.3	100.8	100.1	98.8	97.8	97.7	97.7	9.4	994.7
175°	99.2	99.0	98.5	98.3	98.4	98.4	98.4	4.7	999.4
180°	98.6	98.6	98.6	98.6	98.6	98.6	98.6	0.6	1000.0

## Photometric test report

Family <b>Silica® 21</b>	Order number: <b>51MX30DB45WB</b> EAN: <b>4058352886649</b>	LP number <b>59413_73</b>
-----------------------------	--	------------------------------

<b>UGR-Table</b>	<b>Standard room</b>	<b>siteco</b>
------------------	----------------------	---------------

Reflection factor of ceiling	0.7	0.7	0.5	0.5	0.3	0.7	0.7	0.5	0.5	0.3	
Reflection factor of walls	0.5	0.3	0.5	0.3	0.3	0.5	0.3	0.5	0.3	0.3	
Reflection factor of floor	0.2	0.2	0.2	0.2	0.2	0.2	0.2	0.2	0.2	0.2	
Room dimensions	View crosswise (C0)					View endwise (C90)					
x	y										
2H	2H	18.5	19.5	19.3	20.4	21.5	18.7	19.7	19.5	20.5	21.6
	3H	19.9	20.8	20.7	21.7	22.8	20.2	21.1	21.0	22.0	23.1
	4H	20.4	21.2	21.2	22.1	23.2	20.8	21.6	21.6	22.5	23.6
	6H	20.6	21.4	21.5	22.3	23.4	21.1	21.9	22.0	22.8	24.0
	8H	20.6	21.3	21.5	22.3	23.4	21.1	21.8	22.0	22.8	23.9
	12H	20.6	21.2	21.5	22.2	23.4	21.2	21.8	22.1	22.8	24.0
4H	2H	19.1	20.0	20.0	20.8	22.0	19.2	20.0	20.0	20.9	22.0
	3H	20.7	21.4	21.6	22.3	23.5	20.9	21.6	21.8	22.5	23.7
	4H	21.2	21.9	22.2	22.8	24.0	21.6	22.2	22.5	23.2	24.3
	6H	21.6	22.1	22.5	23.1	24.3	22.0	22.6	23.0	23.5	24.7
	8H	21.6	22.1	22.6	23.1	24.3	22.1	22.7	23.1	23.6	24.8
	12H	21.6	22.0	22.6	23.0	24.3	22.2	22.6	23.1	23.6	24.8
8H	4H	21.4	21.9	22.4	22.9	24.1	21.7	22.2	22.6	23.2	24.4
	6H	21.9	22.3	22.8	23.3	24.5	22.3	22.7	23.2	23.6	24.9
	8H	22.0	22.3	23.0	23.3	24.6	22.5	22.8	23.5	23.8	25.1
	12H	22.0	22.3	23.0	23.3	24.6	22.6	22.9	23.6	23.9	25.1
12H	4H	21.4	21.8	22.3	22.8	24.0	21.6	22.1	22.6	23.0	24.3
	6H	21.9	22.2	22.8	23.2	24.5	22.3	22.6	23.2	23.6	24.9
	8H	22.0	22.3	23.0	23.3	24.6	22.5	22.8	23.5	23.8	25.1

<b>Luminance table</b>	<b>Max. for <math>\gamma \geq 65^\circ</math></b>	<b>Photometric dimensions in mm:</b>	<b>L = 1500</b> <b>B = 50</b>
------------------------	---	--------------------------------------	----------------------------------

C-planes	$\gamma$	Luminance in cd/m <sup>2</sup>							
		0° 180°	15° 165° 195° 345°	30° 150° 210° 330°	45° 135° 225° 315°	60° 120° 240° 300°	75° 105° 255° 285°	90° 270°	
45°		13156.1	13164.1	13188.9	13190.6	13249.1	13284.1	13460.3	
50°		12780.6	12877.8	12914.4	12969.0	13089.2	13112.0	13193.9	
55°		12549.0	12562.9	12638.5	12701.4	12818.4	12819.4	12936.6	
60°		12066.4	12114.6	12184.8	12232.9	12427.8	12444.3	12617.4	
65°		11460.1	11574.8	11708.2	11863.9	11977.2	12097.6	12096.9	
70°		10518.8	10716.2	10825.3	11101.1	11318.7	11458.1	11530.9	
75°		9167.9	9384.9	9536.9	9866.7	10199.5	10464.2	10534.1	
80°		7174.2	7311.5	7563.1	7890.6	8365.6	8722.2	8828.9	
85°		4638.2	4791.9	5048.6	5421.2	5907.2	6403.7	6632.3	

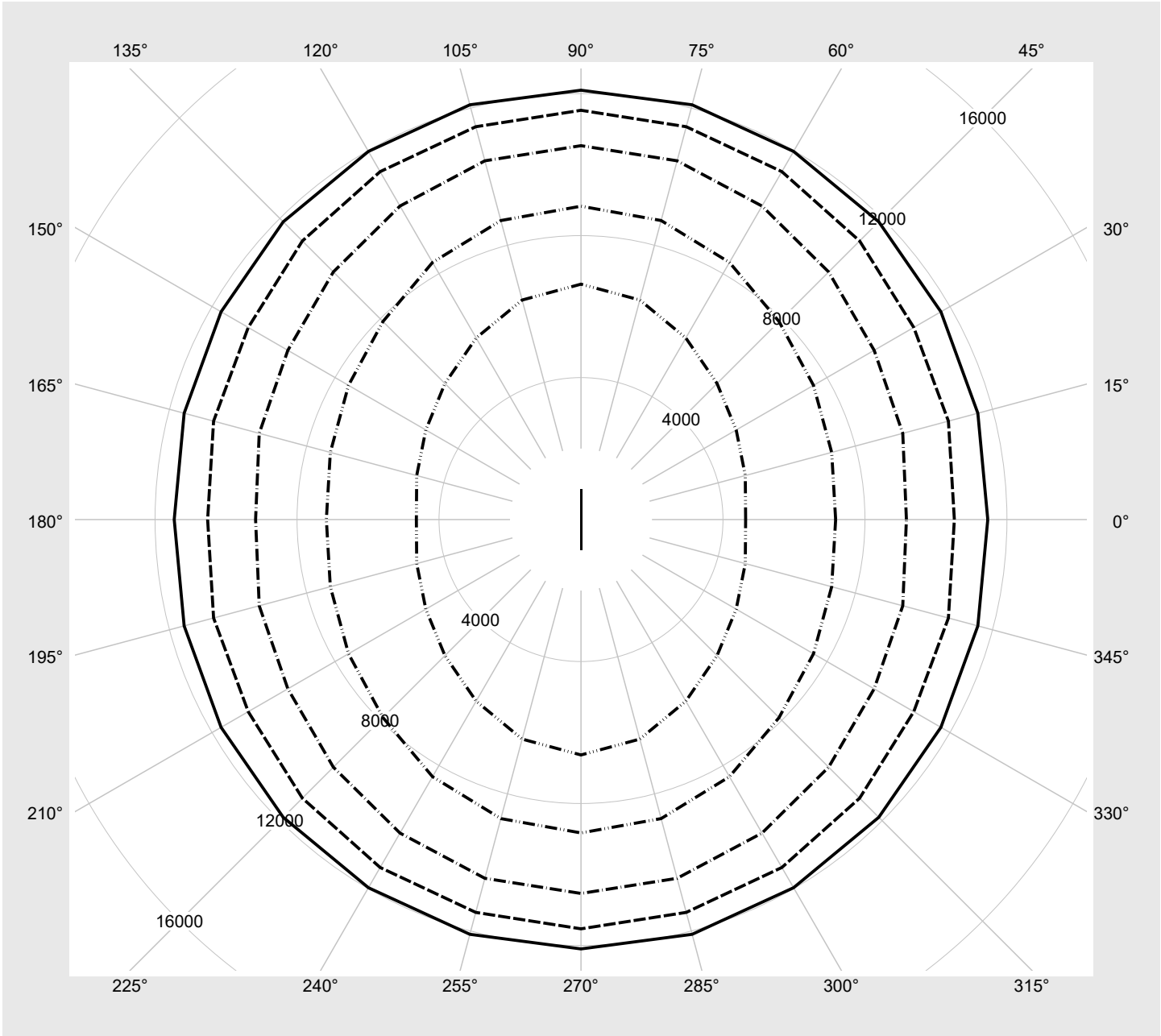
**Photometric test report**

<b>Family</b> <b>Silica® 21</b>	<b>Order number: 51MX30DB45WB</b> <b>EAN: 4058352886649</b>	<b>LP number</b> <b>59413_73</b>
------------------------------------	--	-------------------------------------



**Luminance values in cd/m<sup>2</sup>**

$\gamma$  65°  
   $\gamma$  70°  
   $\gamma$  75°  
   $\gamma$  80°  
   $\gamma$  85°



## Photometric test report

<b>Family</b> Silica® 21	<b>Order number: 51MX30DB45WB</b> <b>EAN: 4058352886649</b>	<b>LP number</b> 59413_73
-----------------------------	--	------------------------------

<b>Dimming levels table</b>	environmental temperature: 25°C	<b>sITeco</b>
-----------------------------	---------------------------------	---------------

Luminous flux %	Dimming level linear	Dimming level logarithmic	Luminous flux [lm]	Power consumption [W]
100	254	254	5260	32.0
95	241	252	4998	30.4
90	228	250	4735	28.8
85	215	248	4471	27.4
80	202	246	4206	25.9
75	189	243	3941	24.4
70	176	241	3673	22.9
65	164	238	3427	21.4
60	151	235	3159	19.8
55	138	232	2889	18.3
50	126	228	2640	16.8
45	113	224	2367	15.2
40	100	220	2095	13.5
35	88	215	1844	12.0
30	75	209	1571	10.4
25	63	203	1319	8.9
20	50	194	1044	7.4
15	38	184	790	5.8
10	26	171	536	4.2
5	13	145	259	2.3
3	9	132	173	1.7