
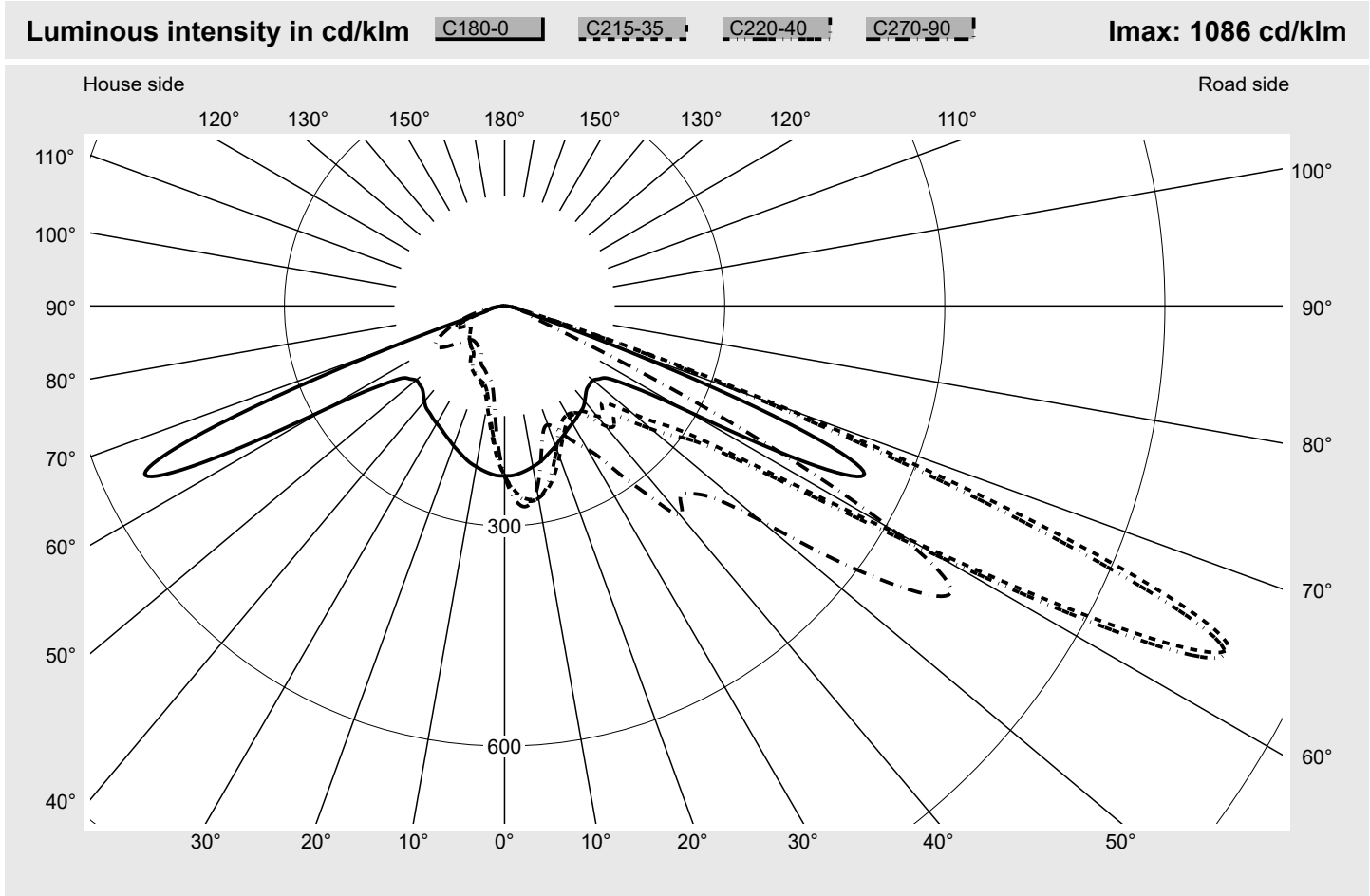


# Photometric test report

<b>Family</b> <b>Floodlight FL21 midi</b>	<b>Order number: 5XA7781F2D1A</b> <b>EAN: 4058352852880</b>	<b>LP number</b> <b>59303_143</b>
	<b>Version</b> mounting bracket <b>Optic</b> asymmetric distribution PL52 <b>Cover</b> toughened safety glass <b>Lamps</b> LED 3000 K   CRI ≥ 70 <b>Controlgear</b> ECG SITECO iQ <b>Rated values</b> Net luminous flux = 35760 lm Power consumption = 270.2 W Luminous efficacy = 132.3 lm/W	<b>serial documentation</b> <b>22.08.2023</b>







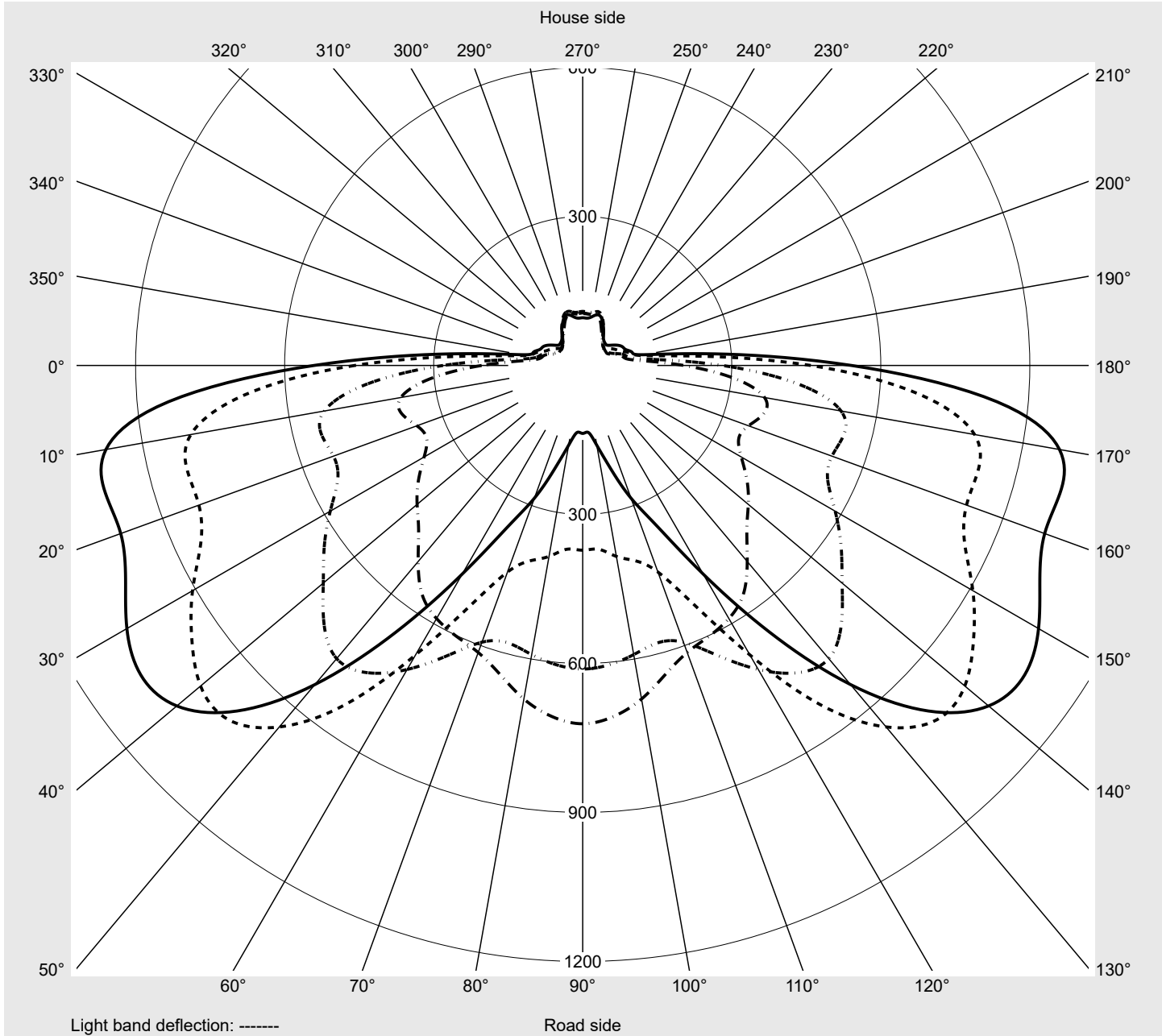
Luminaire output ratios	
Eta	100.0%
Eta 0° - 90°	100.0%
Eta 90° - 180°	0.0%
Measurement conditions	
DIN EN 13032 and DIN 5032	

Luminous intensity class acc. to EN13201-2	
Class:	G4
Imax 70°	458.7
Imax 80°	34.3
Imax 90°	0.0
Imax >90°	0.0
Imax >95°	0.0

# Photometric test report

<b>Family</b> <b>Floodlight FL21 midi</b>	<b>Order number: 5XA7781F2D1A</b> <b>EAN: 4058352852880</b>	<b>LP number</b> <b>59303_143</b>
--	--	--------------------------------------

**Envelope curve in cd/klm**      **KMK 65°**    **KMK 62,5°**    **KMK 60°**    **KMK 57,5°**      **siteco**



## Photometric test report

<b>Family</b> Floodlight FL21 midi	<b>Order number: 5XA7781F2D1A</b> <b>EAN: 4058352852880</b>	<b>LP number</b> <b>59303_143</b>
---------------------------------------	--	--------------------------------------

**siteco**

### Table of values for luminous intensities Maximum luminous intensity

C-planes	0° 180°	5° 175°	10° 170°	15° 165°	20° 160°	25° 155°	30° 150°	35° 145°	40° 140°	45° 135°	50° 130°	55° 125°	60° 120°
$\gamma$	Luminous intensity in cd/klm												
0,0°	231.6	231.6	231.6	231.6	231.6	231.6	231.6	231.6	231.6	231.6	231.6	231.6	231.6
2,5°	231.5	234.5	237.2	239.9	242.1	244.3	246.4	248.4	250.2	251.6	253.1	254.6	255.7
5,0°	229.3	235.1	240.5	245.6	250.0	254.0	257.5	260.7	263.3	265.4	267.6	269.2	270.7
7,5°	226.2	234.9	242.4	249.0	254.6	259.4	263.2	266.3	268.6	269.8	270.8	271.5	271.7
10,0°	222.5	233.4	242.9	250.6	256.6	261.1	264.1	265.7	266.1	265.2	263.9	262.0	260.3
12,5°	218.7	231.6	242.6	250.5	256.0	259.4	260.3	259.1	256.5	252.4	247.8	242.9	238.0
15,0°	213.5	228.4	239.9	248.4	253.1	254.4	252.5	248.3	241.3	234.5	226.7	219.1	212.6
17,5°	207.9	224.8	237.0	245.2	248.3	246.8	241.7	233.7	224.0	213.8	204.3	195.8	189.0
20,0°	202.9	220.7	233.9	241.3	242.3	238.0	229.5	218.3	206.6	195.3	186.0	179.3	174.9
22,5°	197.4	217.4	230.8	237.1	235.8	228.3	216.6	203.4	190.7	180.7	174.3	171.2	170.7
25,0°	192.8	214.0	228.1	233.3	229.6	219.3	205.3	191.3	180.0	173.2	171.0	172.6	176.3
27,5°	188.1	211.9	226.4	230.2	223.9	211.1	195.6	181.8	173.4	171.3	174.7	181.5	189.2
30,0°	184.9	210.9	226.6	229.5	221.1	205.8	189.7	176.8	171.2	173.6	182.3	194.2	204.9
32,5°	181.7	210.8	227.6	229.3	218.6	201.5	185.7	174.8	172.7	179.7	193.4	209.7	223.3
35,0°	178.1	210.0	229.4	230.0	217.8	199.9	183.9	176.0	178.9	191.2	209.9	231.0	249.7
37,5°	175.4	210.6	231.6	232.2	219.4	200.9	186.3	182.3	191.3	210.3	235.9	263.9	289.1
40,0°	169.8	208.7	231.0	233.7	222.0	205.0	193.8	196.0	213.1	238.5	269.3	300.8	327.7
42,5°	163.7	204.8	228.0	230.0	216.3	199.0	190.4	198.6	220.8	245.1	271.5	296.4	317.0
45,0°	159.0	202.1	226.7	225.9	206.9	185.9	177.4	187.6	211.9	240.6	269.2	293.9	312.6
47,5°	157.8	206.0	234.1	231.9	210.9	189.3	184.8	201.3	231.8	263.5	288.6	307.1	321.7
50,0°	157.4	214.1	248.3	247.0	225.5	204.9	205.6	228.7	261.1	290.4	309.0	319.1	329.1
52,5°	163.2	228.6	268.5	268.3	246.7	228.5	234.7	261.3	291.0	312.6	324.0	330.0	348.1
55,0°	172.1	259.8	301.9	304.0	280.4	263.2	273.7	300.9	326.9	344.5	360.1	388.8	439.1
57,5°	203.4	308.5	371.7	376.8	355.2	346.7	368.6	403.7	435.1	467.2	515.3	563.4	588.4
60,0°	281.0	437.6	528.1	543.6	533.8	544.1	586.8	635.0	681.7	736.4	770.6	755.2	706.8
62,5°	459.0	683.9	801.0	823.5	822.2	848.4	906.9	960.5	1004.1	1008.6	950.1	833.7	672.9
65,0°	541.0	836.7	974.5	994.6	989.6	1015.3	1059.5	1086.1	1066.5	983.9	838.7	655.4	484.9
67,5°	421.8	721.2	884.2	915.6	892.2	875.4	867.2	831.1	750.0	630.8	494.5	376.5	281.8
70,0°	164.2	284.0	373.6	428.7	458.7	451.5	438.1	405.6	349.3	286.2	234.6	187.8	147.2
72,5°	37.8	50.0	56.7	67.7	100.8	124.5	127.5	125.3	110.6	85.4	86.9	78.5	67.8
75,0°	25.6	27.1	28.6	29.9	32.4	37.7	39.6	40.4	33.6	32.0	36.5	35.9	34.7
77,5°	18.9	19.4	20.1	20.7	21.4	22.5	22.9	23.3	22.7	23.1	24.1	24.2	25.6
80,0°	14.3	13.2	13.3	13.7	14.1	15.1	15.0	15.1	15.1	15.6	15.8	15.8	19.3
82,5°	8.4	7.6	7.8	8.1	8.3	9.0	9.0	8.9	9.1	9.3	9.4	9.2	10.5
85,0°	4.1	3.5	3.5	3.7	3.9	4.1	4.3	4.3	4.3	4.3	4.3	4.3	4.4
87,5°	1.3	1.3	1.2	1.2	1.2	1.2	1.3	1.3	1.2	1.2	1.1	1.1	1.1
90,0°	0.0	0.0	0.0	0.0	0.0	0.0	0.0	0.0	0.0	0.0	0.0	0.0	0.0

## Photometric test report

<b>Family</b> <b>Floodlight FL21 midi</b>	<b>Order number: 5XA7781F2D1A</b> <b>EAN: 4058352852880</b>	<b>LP number</b> <b>59303_143</b>
<b>Table of values for luminous intensities</b>		<b>Maximum luminous intensity</b>

**siteco**

C-planes	65° 115°	70° 110°	75° 105°	80° 100°	85° 95°	90°	185° 355°	190° 350°	195° 345°	200° 340°	205° 335°	210° 330°	215° 325°
$\gamma$	Luminous intensity in cd/klm												
0,0°	231.6	231.6	231.6	231.6	231.6	231.6	231.6	231.6	231.6	231.6	231.6	231.6	231.6
2,5°	256.6	257.5	258.2	258.8	259.1	259.4	228.6	225.4	222.3	219.2	216.1	213.0	210.1
5,0°	271.7	272.4	273.1	273.6	273.9	274.0	223.0	216.4	209.6	202.9	196.2	189.6	183.4
7,5°	271.7	271.4	271.2	271.2	271.4	271.4	217.0	207.0	196.7	186.4	176.4	166.9	158.0
10,0°	257.9	256.3	254.9	254.1	254.0	253.8	210.4	197.3	183.8	170.7	158.0	146.5	136.7
12,5°	233.8	230.0	227.5	225.9	225.2	224.9	203.7	187.7	171.5	156.1	142.2	130.7	121.9
15,0°	206.9	202.4	199.3	197.4	196.4	196.3	196.1	177.5	159.4	143.0	129.7	120.2	113.7
17,5°	184.0	180.4	178.5	177.4	177.1	177.2	188.5	167.5	147.8	131.8	120.4	113.4	109.4
20,0°	172.4	171.1	171.0	171.5	172.1	172.5	180.7	157.7	137.5	122.6	113.6	109.0	106.6
22,5°	171.7	173.3	175.3	177.6	179.5	180.3	173.5	148.7	128.5	115.4	108.6	105.6	103.3
25,0°	180.4	184.0	187.5	191.1	194.0	195.2	166.1	140.4	120.9	110.1	105.1	102.4	99.8
27,5°	194.9	198.1	201.4	206.2	209.6	210.4	159.8	133.1	114.9	105.9	102.2	99.3	96.7
30,0°	211.0	213.4	216.8	223.3	225.7	225.2	153.2	125.9	109.4	102.4	99.3	96.6	93.0
32,5°	230.7	234.4	240.4	248.9	249.2	248.6	147.8	119.8	104.8	99.1	96.4	93.6	86.1
35,0°	260.3	266.9	278.0	288.2	286.9	287.5	141.1	113.3	99.9	95.7	92.6	86.8	78.5
37,5°	303.6	312.8	322.9	327.5	328.1	329.6	135.0	107.3	95.8	92.5	86.3	78.6	74.0
40,0°	343.2	350.8	360.0	365.5	369.3	372.3	127.7	101.3	91.9	89.1	78.2	72.6	71.6
42,5°	329.7	335.0	342.0	348.1	352.2	354.4	120.9	96.0	88.5	85.4	72.4	69.5	69.2
45,0°	325.0	331.5	341.4	352.4	358.7	361.7	113.7	91.1	85.4	81.8	68.4	66.7	66.9
47,5°	334.5	343.3	356.2	373.7	383.7	388.7	109.8	87.7	82.9	78.3	65.3	64.2	64.3
50,0°	344.2	365.5	393.0	427.0	447.6	455.9	106.1	84.9	80.8	74.6	62.0	61.6	61.6
52,5°	386.7	435.0	483.5	531.2	558.8	569.1	104.9	83.4	79.4	71.3	59.2	58.9	58.9
55,0°	491.9	536.5	582.5	630.2	661.6	674.9	106.0	83.1	78.7	67.9	56.9	56.2	56.5
57,5°	601.7	615.0	643.8	682.0	709.6	721.4	114.8	85.9	79.7	66.3	55.7	54.1	54.2
60,0°	644.7	592.9	578.6	591.2	605.1	611.2	140.6	94.7	85.1	70.0	59.8	55.6	53.5
62,5°	532.1	442.6	407.1	390.4	371.5	372.0	218.5	116.7	98.1	83.3	74.8	67.3	59.4
65,0°	359.7	284.4	213.4	163.1	135.7	136.8	267.6	124.6	102.7	92.8	88.5	81.4	71.2
67,5°	212.7	163.6	70.8	55.1	51.3	50.3	137.5	86.1	80.6	78.6	79.5	76.7	70.5
70,0°	116.8	92.0	45.7	40.5	39.5	39.3	53.1	45.7	45.1	46.7	49.3	52.7	53.8
72,5°	57.5	49.2	35.9	34.4	34.4	35.0	34.1	33.0	31.8	31.7	32.8	35.6	37.7
75,0°	32.7	31.8	30.6	28.9	27.7	28.0	27.3	26.2	25.0	25.1	26.1	27.7	29.9
77,5°	32.1	32.2	25.5	20.8	19.4	19.6	20.3	19.4	18.9	19.4	20.1	21.7	22.9
80,0°	34.3	31.4	17.5	13.9	12.8	12.7	15.0	13.6	13.2	13.8	14.5	15.5	16.1
82,5°	16.1	15.6	10.1	8.2	7.5	7.1	8.4	7.8	8.2	8.7	9.2	9.6	9.8
85,0°	5.2	5.1	4.4	3.6	3.2	2.9	3.6	3.8	4.0	4.3	4.5	4.6	4.7
87,5°	1.1	1.1	1.0	1.0	0.9	0.9	1.3	1.4	1.5	1.6	1.6	1.7	1.7
90,0°	0.0	0.0	0.0	0.0	0.0	0.0	0.0	0.0	0.0	0.0	0.0	0.0	0.0

## Photometric test report

<b>Family</b> Floodlight FL21 midi	<b>Order number: 5XA7781F2D1A</b> <b>EAN: 4058352852880</b>	<b>LP number</b> 59303_143
<b>Table of values for luminous intensities</b>		<b>Maximum luminous intensity</b>
		<b>siteco</b>

C-planes	220° 320°	225° 315°	230° 310°	235° 305°	240° 300°	245° 295°	250° 290°	255° 285°	260° 280°	265° 275°	270°	Phi-zone	Total Phi-zone
γ	Luminous intensity in cd/klm											Luminous flux in lm/klm	
0,0°	231.6	231.6	231.6	231.6	231.6	231.6	231.6	231.6	231.6	231.6	231.6	0.3	0.3
2,5°	207.5	204.9	202.7	200.5	198.6	197.1	195.7	194.7	193.7	193.2	192.8	2.7	3.1
5,0°	177.6	172.1	167.4	163.0	159.2	156.1	153.5	151.5	149.9	148.9	148.5	5.2	8.3
7,5°	150.1	142.9	137.0	131.9	127.9	124.9	122.4	120.5	119.1	118.3	118.1	7.5	15.8
10,0°	128.5	122.0	117.0	113.1	110.2	108.2	106.7	105.6	104.9	104.5	104.4	9.4	25.2
12,5°	115.4	110.6	107.3	105.0	103.3	102.3	101.4	100.8	100.3	100.0	100.0	11.0	36.2
15,0°	109.4	106.5	104.4	102.5	100.6	98.9	97.6	96.5	95.7	95.3	95.2	12.4	48.5
17,5°	107.0	104.7	102.2	99.6	97.2	95.1	93.4	92.2	91.3	90.8	90.7	13.5	62.0
20,0°	104.4	101.8	99.0	96.5	94.3	92.3	90.6	89.4	88.6	88.1	87.9	14.7	76.7
22,5°	100.7	98.3	96.1	94.1	92.0	88.8	86.1	84.6	84.0	83.8	83.7	15.9	92.6
25,0°	97.4	95.3	93.3	90.3	85.4	80.8	77.4	75.9	75.4	75.0	74.9	17.2	109.8
27,5°	93.6	90.0	86.6	82.2	77.4	74.3	72.6	71.2	70.2	69.5	69.2	18.7	128.5
30,0°	86.3	81.5	78.6	76.0	74.5	73.2	71.7	70.2	69.1	68.3	68.0	20.3	148.8
32,5°	78.4	75.9	74.9	74.2	73.3	72.0	70.3	68.7	67.5	66.6	66.3	22.3	171.0
35,0°	74.7	74.0	73.4	72.6	71.4	70.0	68.4	67.0	65.9	65.1	64.7	24.7	195.7
37,5°	73.1	72.5	71.7	70.5	69.5	68.4	67.2	66.0	65.0	64.2	63.7	27.7	223.4
40,0°	71.3	70.7	69.5	68.6	68.0	67.3	66.3	65.4	64.7	63.8	63.2	31.0	254.4
42,5°	69.2	68.5	67.9	67.4	66.9	66.4	66.0	65.6	65.0	64.1	63.5	31.7	286.1
45,0°	66.8	66.7	66.6	66.5	66.4	66.4	66.5	66.7	66.6	65.7	65.1	32.6	318.8
47,5°	64.7	65.2	65.7	66.1	66.6	67.3	68.3	69.4	69.8	69.3	68.8	35.2	354.0
50,0°	62.4	63.6	64.7	66.0	67.5	69.6	72.3	74.7	75.7	75.8	75.7	39.1	393.1
52,5°	60.1	61.7	63.7	65.9	69.0	73.4	79.0	83.4	84.7	85.3	85.7	45.1	438.2
55,0°	57.8	60.0	62.7	66.7	72.0	79.7	88.9	94.8	95.2	95.9	96.7	53.5	491.8
57,5°	55.6	58.3	62.2	68.2	76.3	87.4	99.9	106.1	104.6	104.6	105.7	66.2	558.0
60,0°	53.9	56.9	62.2	70.3	81.0	94.3	107.8	112.8	108.9	107.7	108.8	82.6	640.6
62,5°	55.4	56.9	62.5	71.8	84.2	97.4	109.3	112.3	106.3	104.1	104.5	99.5	740.1
65,0°	63.7	63.5	66.0	72.7	84.1	95.3	105.1	105.4	98.9	95.6	96.1	99.9	840.0
67,5°	70.1	78.4	77.3	72.4	79.6	88.2	95.1	94.0	87.3	84.7	85.0	77.4	917.4
70,0°	61.5	83.1	81.8	70.7	72.2	78.2	82.6	81.2	75.4	72.7	73.9	40.8	958.2
72,5°	42.3	57.4	62.9	59.5	61.2	65.1	67.5	65.8	60.5	58.3	60.0	16.1	974.3
75,0°	31.9	36.8	42.7	46.3	49.5	52.1	53.3	51.3	47.4	45.6	47.0	9.3	983.7
77,5°	24.7	27.9	31.7	34.9	37.5	39.4	39.8	37.3	34.2	32.7	33.7	6.9	990.6
80,0°	17.6	19.4	21.6	23.6	25.1	26.0	25.6	23.9	22.2	21.1	21.1	4.9	995.4
82,5°	10.4	11.4	12.7	13.8	14.8	15.6	15.4	14.5	13.4	12.7	12.6	2.9	998.3
85,0°	4.9	5.3	5.9	6.5	7.0	7.3	7.4	7.1	6.6	6.3	6.2	1.3	999.6
87,5°	1.7	1.8	1.9	2.0	2.2	2.2	2.2	2.1	1.9	1.8	1.7	0.4	1000.0
90,0°	0.0	0.0	0.0	0.0	0.0	0.0	0.0	0.0	0.0	0.0	0.0	0.0	1000.0

## Photometric test report

<b>Family</b> Floodlight FL21 midi	<b>Order number: 5XA7781F2D1A</b> <b>EAN: 4058352852880</b>	<b>LP number</b> <b>59303_143</b>
---------------------------------------	--	--------------------------------------

<b>Dimming levels table</b>	environmental temperature: 25°C	<b>siteco</b>
-----------------------------	---------------------------------	---------------

Luminous flux %	Dimming level linear	Dimming level logarithmic	Luminous flux [lm]	Power consumption [W] start of lifetime	Power consumption [W] end of lifetime	Power consumption [W] average
100	254	254	35760	270.2	286.6	278.4
95	241	252	33930	251.6	266.7	259.2
90	229	250	32240	235.3	249.2	242.2
85	216	248	30410	218.2	231.1	224.6
80	203	246	28580	201.9	213.7	207.8
75	190	243	26750	186.3	197.0	191.6
70	178	241	25060	172.3	182.2	177.2
65	165	238	23230	157.7	166.7	162.2
60	152	235	21400	143.6	151.7	147.6
55	140	232	19710	130.9	138.3	134.6
50	127	229	17880	117.4	124.1	120.8
45	114	225	16050	104.2	110.3	107.2
40	102	221	14360	92.4	97.6	95.0
35	89	216	12530	80.0	84.4	82.2
30	76	210	10700	67.9	71.6	69.8
25	63	203	8870	56.2	59.2	57.7
20	51	195	7180	45.8	48.1	47.0
15	38	184	5350	34.7	36.5	35.6
12	31	177	4364	28.8	30.3	29.6