
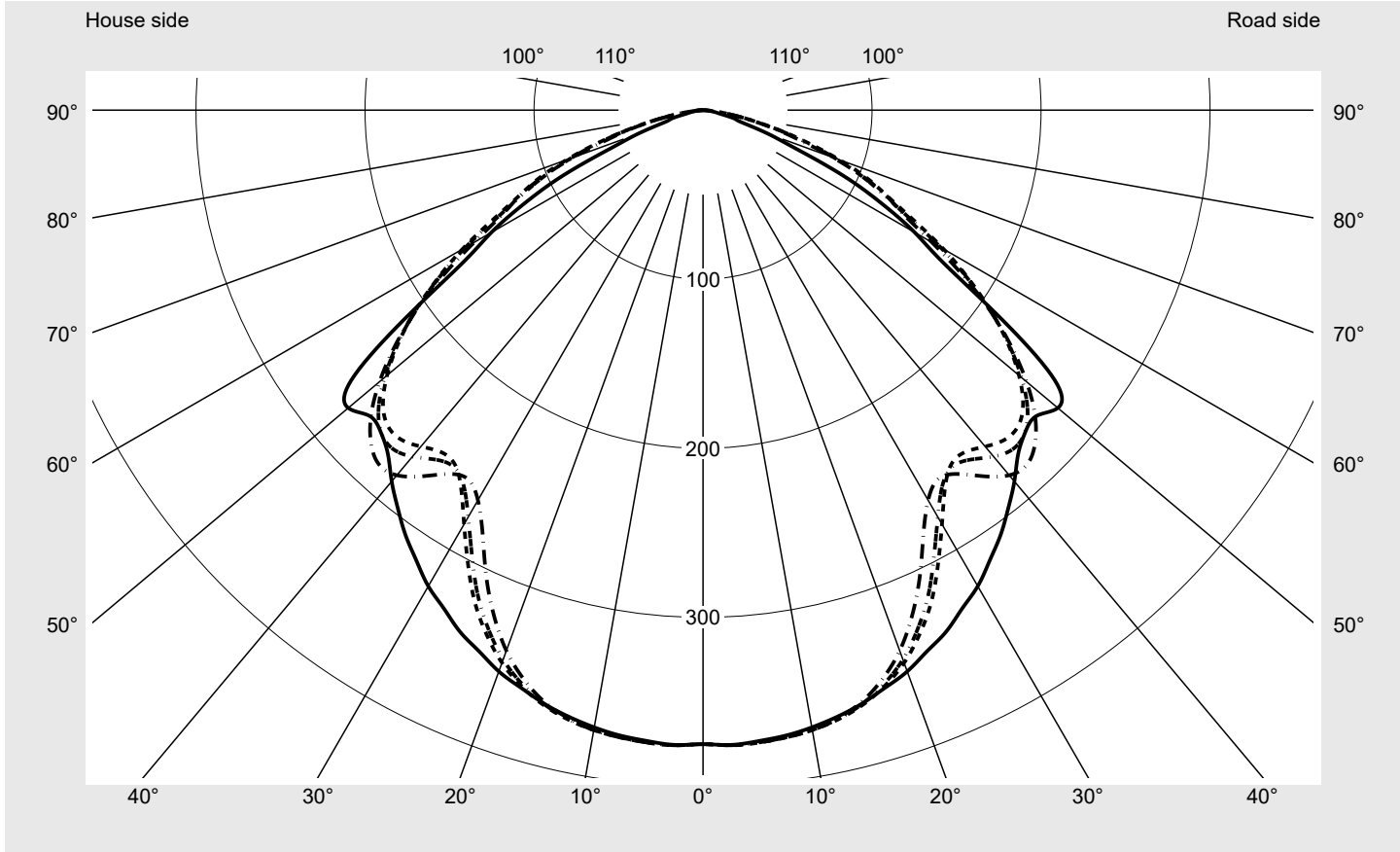


Photometric test report

Family Tunnellight TL-L	Order number: 5WD7A9D0A2C5 EAN: 4058352973929	LP number 59482_19
	Version refurbishment insert for tunnel luminaire, luminaire insert Retrofit Optic symmetric extremely wide distribution Cover enclosure of PMMA Lamps LED 5000 K CRI ≥ 80 Controlgear ECG-DALI Rated values Net luminous flux = 9930 lm Power consumption = 63.3 W Luminous efficacy = 156.9 lm/W	serial documentation 24.11.2023



Luminous intensity in cd/klm
C180-0
C245-65
C250-70
C270-90
Imax: 376 cd/klm



Luminaire output ratios	
Eta	100.0%
Eta 0° - 90°	100.0%
Eta 90° - 180°	0.0%

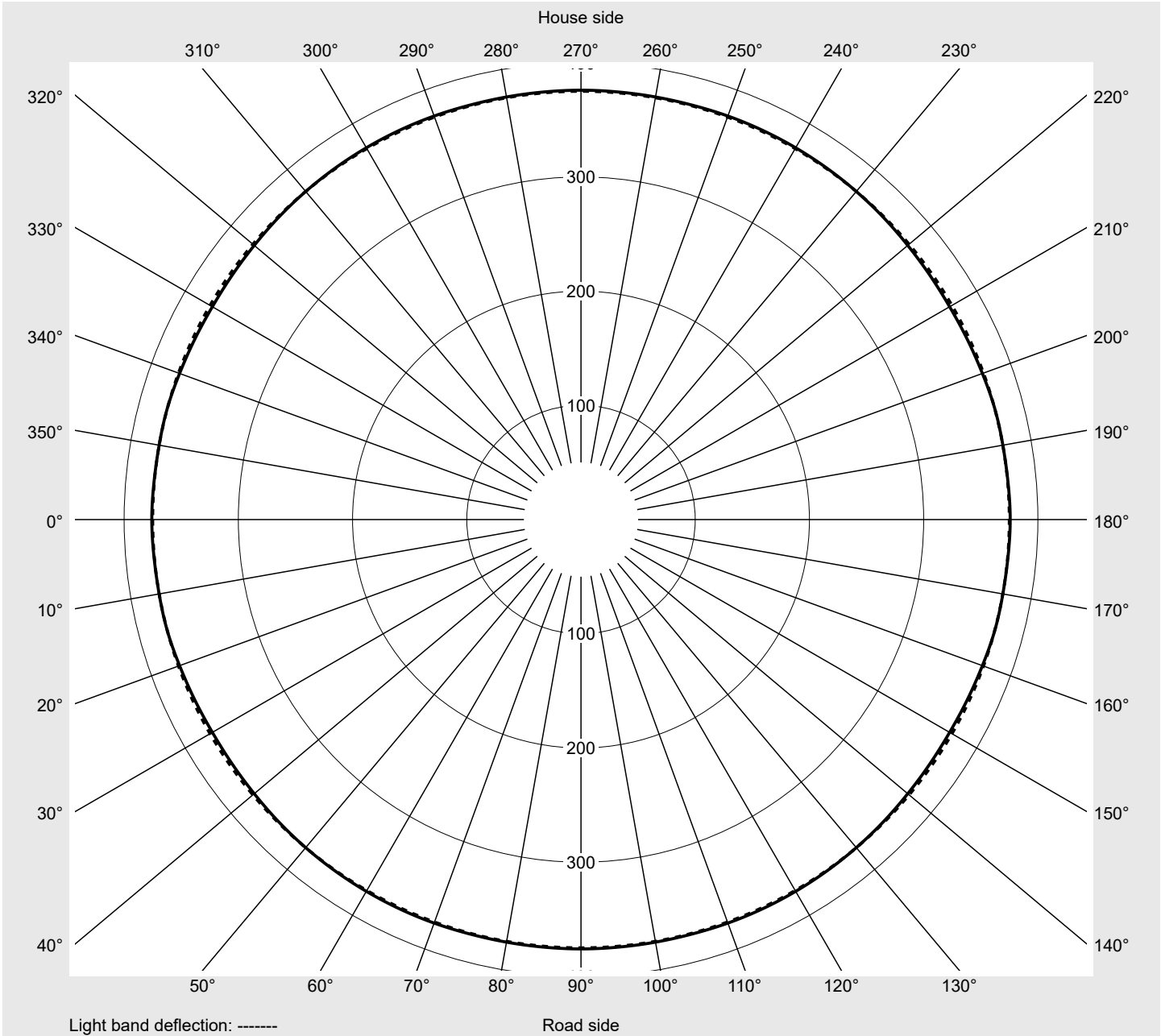
Luminous intensity class acc. to EN13201-2	
Class:	G6
Imax 70°	89.5
Imax 80°	20.7
Imax 90°	0.0
Imax >90°	0.0
Imax >95°	0.0

Measurement conditions
 DIN EN 13032 and DIN 5032

Photometric test report

Family Tunnellight TL-L	Order number: 5WD7A9D0A2C5 EAN: 4058352973929	LP number 59482_19
-----------------------------------	--	------------------------------

Envelope curve in cd/klm KMK 2.5° KMK 0° siteco



Photometric test report

Family Tunnellight TL-L	Order number: 5WD7A9D0A2C5 EAN: 4058352973929	LP number 59482_19
Table of values for luminous intensities		Maximum luminous intensity
		siteco

C-planes	0° 180°	5°	10°	15°	20°	25°	30°	35°	40°	45°
		175° 185° 355°	170° 190° 350°	165° 195° 345°	160° 200° 340°	155° 205° 335°	150° 210° 330°	145° 215° 325°	140° 220° 320°	135° 225° 315°
Luminous intensity in cd/klm										
γ										
0,0°	375.0	375.0	375.0	375.0	375.0	375.0	375.0	375.0	375.0	375.0
2,5°	375.8	375.3	375.0	375.1	374.0	373.2	372.7	372.9	373.4	374.3
5,0°	374.6	374.3	374.2	374.3	373.2	372.4	371.9	372.2	372.8	373.6
7,5°	373.1	373.0	373.0	373.1	372.0	371.2	370.7	371.0	371.5	372.4
10,0°	370.7	370.9	371.1	371.3	370.3	369.5	368.9	369.2	369.8	370.6
12,5°	367.4	367.9	368.2	368.4	367.5	366.8	366.2	366.5	367.1	367.9
15,0°	363.4	364.1	364.6	364.8	364.0	363.3	362.7	362.9	363.5	364.3
17,5°	358.2	359.5	360.2	360.4	359.7	359.0	358.2	358.3	358.6	359.0
20,0°	353.3	354.3	355.1	355.6	354.8	354.0	353.3	353.0	352.8	352.6
22,5°	346.4	348.4	349.5	349.8	349.1	348.1	347.0	346.1	345.2	344.2
25,0°	340.4	342.0	343.1	343.6	342.7	341.4	339.7	337.9	335.9	333.8
27,5°	332.2	334.7	336.1	336.2	335.0	333.2	330.7	327.6	324.3	320.7
30,0°	325.1	327.2	328.4	328.4	326.8	324.3	320.8	316.3	311.4	306.1
32,5°	315.8	318.6	319.9	319.6	317.4	313.9	309.2	303.2	296.5	289.1
35,0°	306.9	309.2	310.1	309.5	306.4	301.8	295.6	287.6	279.1	270.1
37,5°	296.7	299.3	299.9	298.5	294.4	288.6	281.2	271.3	261.6	252.2
40,0°	286.6	288.7	288.7	286.6	281.1	273.8	264.6	253.3	243.9	236.5
42,5°	276.0	278.8	278.4	274.6	267.5	258.4	247.5	236.0	228.9	226.3
45,0°	269.6	271.0	268.8	263.1	253.8	242.6	229.6	220.3	217.7	221.9
47,5°	267.7	268.7	264.7	255.7	242.9	229.1	214.3	209.2	211.5	221.1
50,0°	274.0	274.7	268.5	255.4	236.9	219.6	203.3	203.3	208.7	219.7
52,5°	262.3	264.7	261.3	251.9	233.3	216.3	201.1	203.5	208.1	214.9
55,0°	216.1	216.5	215.4	212.7	205.8	203.6	205.9	208.7	209.2	207.5
57,5°	169.7	171.3	169.4	164.0	162.7	170.6	187.8	203.8	208.0	200.2
60,0°	144.6	144.2	140.7	134.0	132.9	139.8	154.8	173.9	186.6	192.7
62,5°	118.5	119.6	117.3	111.8	112.8	118.6	129.4	139.1	150.0	162.1
65,0°	91.1	90.1	88.7	87.0	91.8	99.3	109.8	115.5	120.4	124.2
67,5°	59.4	60.9	61.1	60.1	65.2	73.0	83.3	91.9	96.6	97.5
70,0°	41.2	40.7	40.7	41.1	44.7	50.1	57.1	64.8	71.4	76.8
72,5°	24.0	24.8	25.3	25.5	28.3	32.4	37.8	44.0	49.5	54.2
75,0°	19.1	19.3	19.5	19.8	20.8	22.2	24.0	29.0	33.7	38.1
77,5°	11.3	11.9	12.4	12.9	14.3	15.7	17.0	20.3	23.0	25.4
80,0°	7.9	7.8	7.8	7.9	8.3	8.9	9.7	11.6	14.1	17.2
82,5°	4.9	4.9	4.9	4.9	5.1	5.5	5.9	6.9	8.1	9.6
85,0°	2.8	2.7	2.7	2.8	2.8	2.9	3.1	3.4	3.9	4.6
87,5°	1.0	1.0	1.0	1.0	1.0	1.1	1.1	1.2	1.4	1.6
90,0°	0.0	0.0	0.0	0.0	0.0	0.0	0.0	0.0	0.0	0.0

Photometric test report

Family Tunnellight TL-L	Order number: 5WD7A9D0A2C5 EAN: 4058352973929	LP number 59482_19
Table of values for luminous intensities		Maximum luminous intensity
		siteco

C-planes γ	50°	55°	60°	65°	70°	75°	80°	85°	90°	Phi-zone	Total Phi-zone
	130° 230° 310°	125° 235° 305°	120° 240° 300°	115° 245° 295°	110° 250° 290°	105° 255° 285°	100° 260° 280°	95° 265° 275°			
Luminous intensity in cd/klm										Luminous flux in lm/klm	
0,0°	375.0	375.0	375.0	375.0	375.0	375.0	375.0	375.0	375.0	0.6	0.6
2,5°	375.0	375.5	375.9	376.0	376.0	375.7	375.7	375.8	375.9	4.5	5.0
5,0°	374.3	374.9	375.3	375.5	375.5	375.2	375.2	375.3	375.5	8.9	14.0
7,5°	373.1	373.6	374.1	374.2	374.2	374.0	374.0	374.1	374.2	13.3	27.3
10,0°	371.3	371.9	372.3	372.3	372.2	372.0	372.0	372.1	372.2	17.7	45.0
12,5°	368.5	369.0	369.3	369.1	368.9	368.4	368.3	368.3	368.4	21.8	66.8
15,0°	364.6	364.8	364.9	364.3	363.6	362.9	362.6	362.4	362.4	25.8	92.6
17,5°	359.0	358.8	358.4	357.2	355.9	354.6	353.7	353.1	352.9	29.5	122.1
20,0°	352.0	351.0	349.9	347.8	345.7	343.5	341.9	340.8	340.2	32.8	155.0
22,5°	342.4	340.5	338.2	335.2	332.0	328.7	326.1	324.3	323.4	35.7	190.7
25,0°	330.8	327.7	324.2	320.1	315.7	311.2	307.6	305.1	303.7	38.1	228.8
27,5°	316.3	311.6	306.7	301.4	296.2	291.0	286.9	284.1	282.4	39.9	268.8
30,0°	300.0	293.9	288.0	282.8	277.9	273.3	269.9	267.6	266.4	41.4	310.2
32,5°	281.8	275.3	269.6	266.2	263.5	261.5	260.2	259.3	258.8	42.7	352.8
35,0°	263.2	258.2	255.1	255.9	257.4	259.6	261.2	262.2	262.7	43.9	396.7
37,5°	248.0	247.0	249.1	254.9	260.5	265.9	269.6	271.9	272.9	45.4	442.2
40,0°	238.2	242.9	250.7	259.7	267.5	274.0	278.0	280.7	281.9	46.9	489.1
42,5°	234.5	244.1	255.2	264.3	271.7	277.4	280.9	283.1	284.0	48.2	537.3
45,0°	234.4	246.0	256.9	263.9	269.3	273.2	275.8	277.3	277.9	49.1	586.4
47,5°	233.6	244.0	252.3	256.9	260.3	262.8	264.8	265.9	266.3	49.7	636.1
50,0°	229.0	236.3	241.5	244.0	245.9	247.2	248.7	249.6	249.8	50.1	686.2
52,5°	219.7	223.6	226.4	227.7	228.5	228.8	229.7	230.2	230.2	49.7	735.9
55,0°	207.5	207.8	208.6	208.5	208.4	208.1	208.4	208.3	207.9	46.9	782.9
57,5°	193.7	189.6	188.0	187.0	186.0	185.2	184.7	183.9	182.8	42.5	825.4
60,0°	180.4	171.8	166.8	164.4	162.2	160.3	159.2	157.9	156.4	37.9	863.3
62,5°	160.1	154.2	144.4	140.0	136.9	135.2	135.0	134.6	134.0	32.8	896.1
65,0°	131.8	132.2	125.5	120.3	117.7	117.6	118.7	119.4	119.6	27.8	923.9
67,5°	102.8	107.4	111.4	104.9	101.3	100.6	101.2	101.7	101.9	22.5	946.4
70,0°	80.8	85.1	89.5	85.9	83.2	81.4	81.6	81.7	81.7	17.4	963.9
72,5°	60.0	63.5	64.8	66.4	65.4	61.8	61.8	61.8	61.7	12.6	976.5
75,0°	41.4	44.7	48.1	48.6	48.1	46.6	46.4	46.4	46.4	9.3	985.8
77,5°	27.7	29.8	31.8	33.0	33.5	33.1	32.4	32.0	32.0	6.4	992.1
80,0°	18.0	18.9	19.8	20.4	20.7	20.7	20.3	20.1	20.1	4.0	996.1
82,5°	10.0	10.8	11.8	11.9	11.9	11.8	11.5	11.4	11.3	2.3	998.5
85,0°	4.7	5.0	5.3	5.5	5.6	5.4	5.3	5.2	5.1	1.1	999.6
87,5°	1.6	1.7	1.8	1.8	1.8	1.8	1.7	1.7	1.7	0.4	1000.0
90,0°	0.0	0.0	0.0	0.0	0.0	0.0	0.0	0.0	0.0	0.0	1000.0

Photometric test report

Family Tunnellight TL-L	Order number: 5WD7A9D0A2C5 EAN: 4058352973929	LP number 59482_19
-----------------------------------	--	------------------------------

siteco

Dimming levels table environmental temperature: 25°C

Luminous flux %	Dimming level linear	Dimming level logarithmic	Luminous flux [lm]	Power consumption [W]
100	----	----	----	----
100	253	254	9894	63.1
95	240	252	9420	59.9
90	227	250	8943	56.6
85	213	248	8425	53.1
80	200	245	7939	49.9
75	187	243	7449	46.7
70	174	240	6956	43.5
65	161	237	6459	40.4
60	148	234	5960	37.1
55	135	231	5455	34.0
50	122	227	4947	30.9
45	110	223	4474	28.1
40	97	219	3959	25.1
35	85	214	3480	22.3
30	73	208	2998	19.5
25	60	201	2472	16.5
20	48	193	1984	13.6
15	36	182	1493	10.9
12	28	173	1164	9.1

Dimming levels table environmental temperature: 10°C

Luminous flux %	Dimming level linear	Dimming level logarithmic	Luminous flux [lm]	Power consumption [W]
100	----	----	----	----
100	253	254	10023	63.2
95	240	252	9541	60.0
90	227	250	9056	56.7
85	214	248	8567	53.4
80	200	245	8035	50.0
75	187	243	7539	46.8
70	174	240	7039	43.6
65	161	237	6535	40.4
60	148	234	6029	37.2
55	135	231	5519	34.1
50	123	227	5043	31.3
45	110	223	4525	28.1
40	98	219	4043	25.3
35	85	214	3519	22.3
30	73	208	3031	19.6
25	60	201	2499	16.6
20	48	193	2006	13.6
15	36	182	1509	10.9
12	28	173	1177	9.1

Photometric test report

Family Tunnellight TL-L	Order number: 5WD7A9D0A2C5 EAN: 4058352973929	LP number 59482_19
-----------------------------------	--	-------------------------------------

Luminousfluxs table	siteco
----------------------------	---------------

Temperature °C	Luminous flux lm	Power consumption W
25.0	9930.0	63.3
10.0	10060.0	63.4