

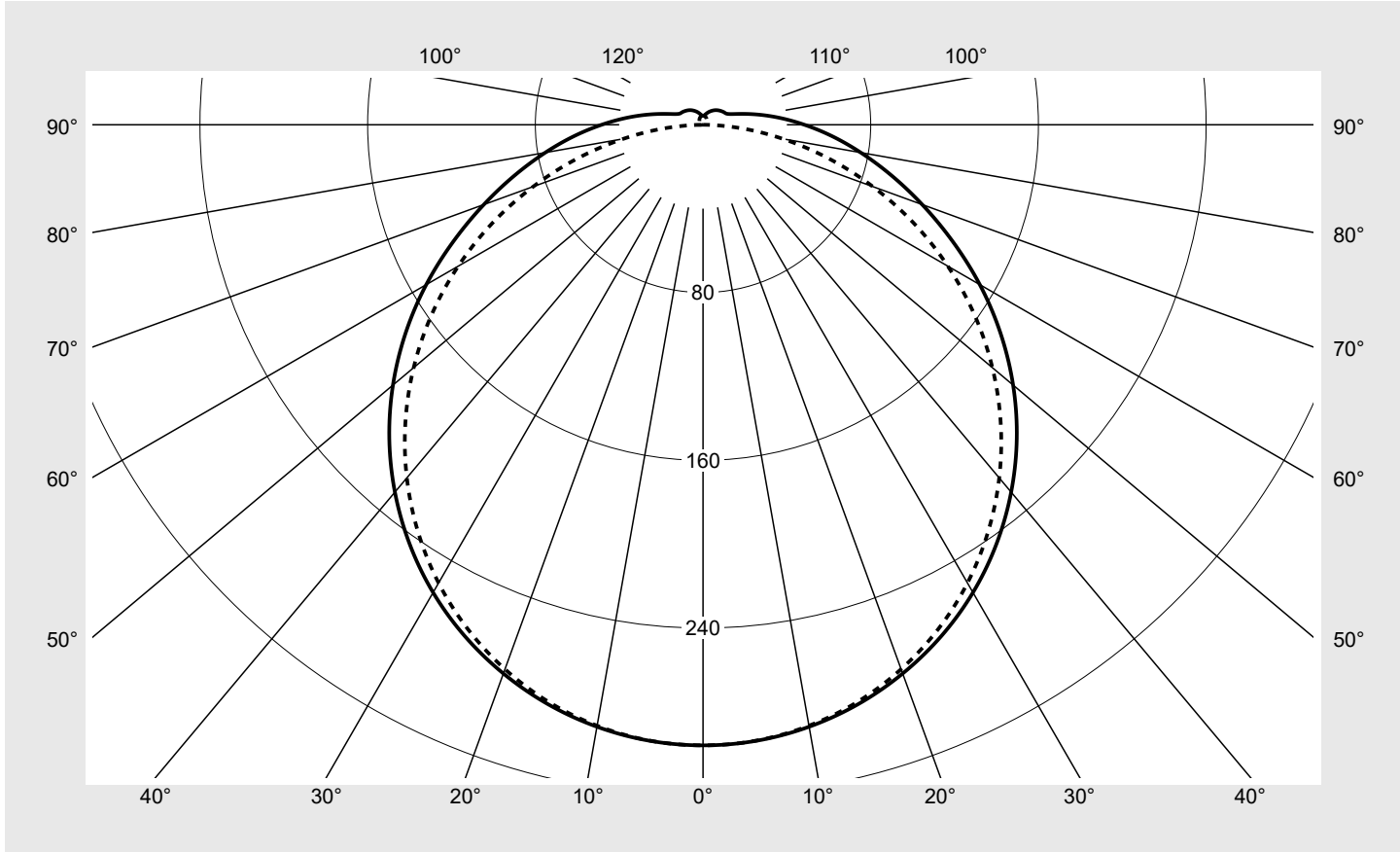


Photometric test report

Family Silhouette® 21	Order number: 51LN12MNM70A EAN: 4058352011607	LP number 59582_22
	Version surface-mounted luminaire, white, diffuser, PMMA, opal, with homogeneous illumination, extremely wide distribution, adjustable color temperature: 3000K 4000K 5000K Lamps LED 5000 K CRI ≥ 80 Controlgear ECG Multilumen Setting individual position: colour temperature 5000K Rated values Net luminous flux = 7140 lm Power consumption = 49.9 W Luminous efficacy = 143.1 lm/W	serial documentation 14.03.2024 

Luminous intensity in cd/klm C180-0 C270-90 **Imax: 296 cd/klm**



Classifications	
DIN 5040	A 3 1
CIE	N1=43 N2=73 N3=92 N4=94 N5=100

Luminaire light output ratios	
η_{LB}	100.0%
ϕ_u	93.9%
ϕ_o	6.1%

Measurement conditions
DIN EN 13032 and DIN 5032

Photometric test report

Family Silhouette® 21	Order number: 51LN12MNM70A EAN: 4058352011607	LP number 59582_22
Table of values for luminous intensities		Maximum luminous intensity
		siteco

C-planes γ	0° 180°	15°	30°	45°	60°	75°	90° 270°	Phi-zone	Total Phi-zone
		165° 195° 345°	150° 210° 330°	135° 225° 315°	120° 240° 300°	105° 255° 285°			
Luminous intensity in cd/klm								Luminous flux in lm/klm	
0°	295.9	295.9	295.9	295.9	295.9	295.9	295.9	1.8	1.8
5°	294.8	294.8	294.8	294.8	294.7	294.7	294.7	14.1	15.9
10°	291.5	291.5	291.4	291.2	291.1	291.0	291.0	27.7	43.6
15°	286.0	286.0	285.8	285.5	285.1	284.9	284.9	40.5	84.1
20°	278.5	278.4	277.9	277.3	276.8	276.4	276.3	52.0	136.1
25°	269.0	268.7	268.0	267.0	266.1	265.6	265.4	61.9	197.9
30°	257.6	257.2	256.2	254.8	253.4	252.6	252.3	69.8	267.8
35°	244.0	243.7	242.4	240.6	238.6	237.4	237.0	75.6	343.4
40°	228.7	228.2	226.6	224.4	222.0	220.3	219.8	79.0	422.4
45°	211.7	211.0	209.2	206.5	203.7	201.4	200.8	80.0	502.4
50°	193.1	192.3	190.2	187.0	183.7	181.0	180.2	78.4	580.9
55°	173.2	172.4	169.9	166.3	162.4	159.2	158.1	74.5	655.4
60°	152.5	151.5	148.7	144.5	140.0	136.2	134.9	68.4	723.8
65°	131.3	130.2	126.9	122.2	117.0	112.6	110.8	60.4	784.2
70°	111.3	109.8	105.4	99.6	93.6	88.4	86.2	51.1	835.3
75°	92.9	91.2	86.0	78.5	70.7	64.7	62.0	41.3	876.7
80°	76.4	74.5	68.7	60.2	50.1	42.0	38.6	31.8	908.5
85°	61.7	59.7	53.7	44.6	33.4	22.3	17.3	23.0	931.5
90°	48.4	46.4	40.5	31.6	20.6	9.3	0.5	15.8	947.3
95°	37.0	35.0	29.6	21.4	11.8	3.6	0.6	10.9	958.2
100°	27.5	25.8	21.0	14.1	7.2	3.0	0.8	7.7	965.9
105°	20.0	18.6	14.7	9.9	5.9	2.9	1.1	5.5	971.4
110°	14.9	13.8	11.4	8.5	5.7	3.0	1.4	4.3	975.7
115°	12.5	11.8	10.3	8.2	5.5	3.0	1.6	3.8	979.5
120°	11.7	11.3	10.0	7.7	5.3	3.1	1.8	3.5	983.0
125°	11.1	10.6	9.3	7.1	5.1	3.1	2.0	3.1	986.2
130°	10.5	10.0	8.7	6.8	4.9	3.2	2.2	2.8	989.0
135°	9.8	9.4	8.0	6.3	4.7	3.2	2.4	2.4	991.4
140°	9.1	8.7	7.2	5.9	4.6	3.3	2.7	2.1	993.5
145°	8.3	8.0	6.6	5.5	4.4	3.5	3.0	1.8	995.3
150°	7.5	7.2	6.0	5.1	4.3	3.7	3.3	1.5	996.7
155°	6.8	6.3	5.5	4.8	4.2	3.9	3.6	1.1	997.9
160°	6.0	5.4	4.9	4.5	4.2	4.0	3.8	0.9	998.7
165°	5.3	4.7	4.4	4.4	4.3	4.2	4.1	0.6	999.4
170°	4.8	4.2	4.3	4.3	4.3	4.3	4.2	0.4	999.8
175°	4.4	4.0	4.2	4.3	4.4	4.4	4.4	0.2	1000.0
180°	4.3	4.3	4.3	4.3	4.3	4.3	4.3	0.0	1000.0

Photometric test report

Family Silhouette® 21	Order number: 51LN12MNM70A EAN: 4058352011607	LP number 59582_22
--	--	-------------------------------------

UGR-Table	Standard room	siteco
------------------	----------------------	---------------

Reflection factor of ceiling	0.7	0.7	0.5	0.5	0.3	0.7	0.7	0.5	0.5	0.3	
Reflection factor of walls	0.5	0.3	0.5	0.3	0.3	0.5	0.3	0.5	0.3	0.3	
Reflection factor of floor	0.2	0.2	0.2	0.2	0.2	0.2	0.2	0.2	0.2	0.2	
Room dimensions	View crosswise (C0)					View endwise (C90)					
x	y										
2H	2H	19.6	21.3	19.9	21.6	21.9	19.6	21.3	19.9	21.6	22.0
	3H	21.4	23.0	21.8	23.3	23.7	21.3	22.9	21.6	23.2	23.5
	4H	22.3	23.8	22.7	24.1	24.5	22.0	23.5	22.4	23.8	24.2
	6H	23.1	24.5	23.5	24.9	25.3	22.5	23.9	22.9	24.3	24.7
	8H	23.5	24.8	24.0	25.2	25.6	22.7	24.1	23.2	24.4	24.8
	12H	23.9	25.2	24.4	25.6	26.0	22.9	24.1	23.3	24.5	24.9
4H	2H	20.3	21.8	20.7	22.2	22.6	20.4	21.9	20.7	22.2	22.6
	3H	22.4	23.7	22.8	24.0	24.4	22.2	23.5	22.6	23.9	24.3
	4H	23.4	24.6	23.8	25.0	25.4	23.0	24.2	23.5	24.6	25.1
	6H	24.4	25.4	24.8	25.9	26.3	23.7	24.8	24.2	25.2	25.6
	8H	24.9	25.8	25.4	26.3	26.8	24.0	24.9	24.4	25.4	25.8
	12H	25.4	26.3	25.9	26.7	27.2	24.2	25.0	24.6	25.5	26.0
8H	4H	23.8	24.7	24.2	25.2	25.6	23.5	24.4	23.9	24.9	25.3
	6H	25.0	25.8	25.5	26.2	26.7	24.3	25.1	24.8	25.6	26.1
	8H	25.6	26.3	26.1	26.8	27.3	24.6	25.4	25.1	25.8	26.4
	12H	26.3	26.9	26.8	27.4	27.9	24.9	25.5	25.4	26.0	26.6
12H	4H	23.8	24.7	24.3	25.2	25.6	23.6	24.4	24.1	24.9	25.4
	6H	25.1	25.8	25.6	26.3	26.8	24.5	25.2	25.0	25.7	26.2
	8H	25.8	26.4	26.3	26.9	27.4	24.9	25.5	25.4	26.0	26.5

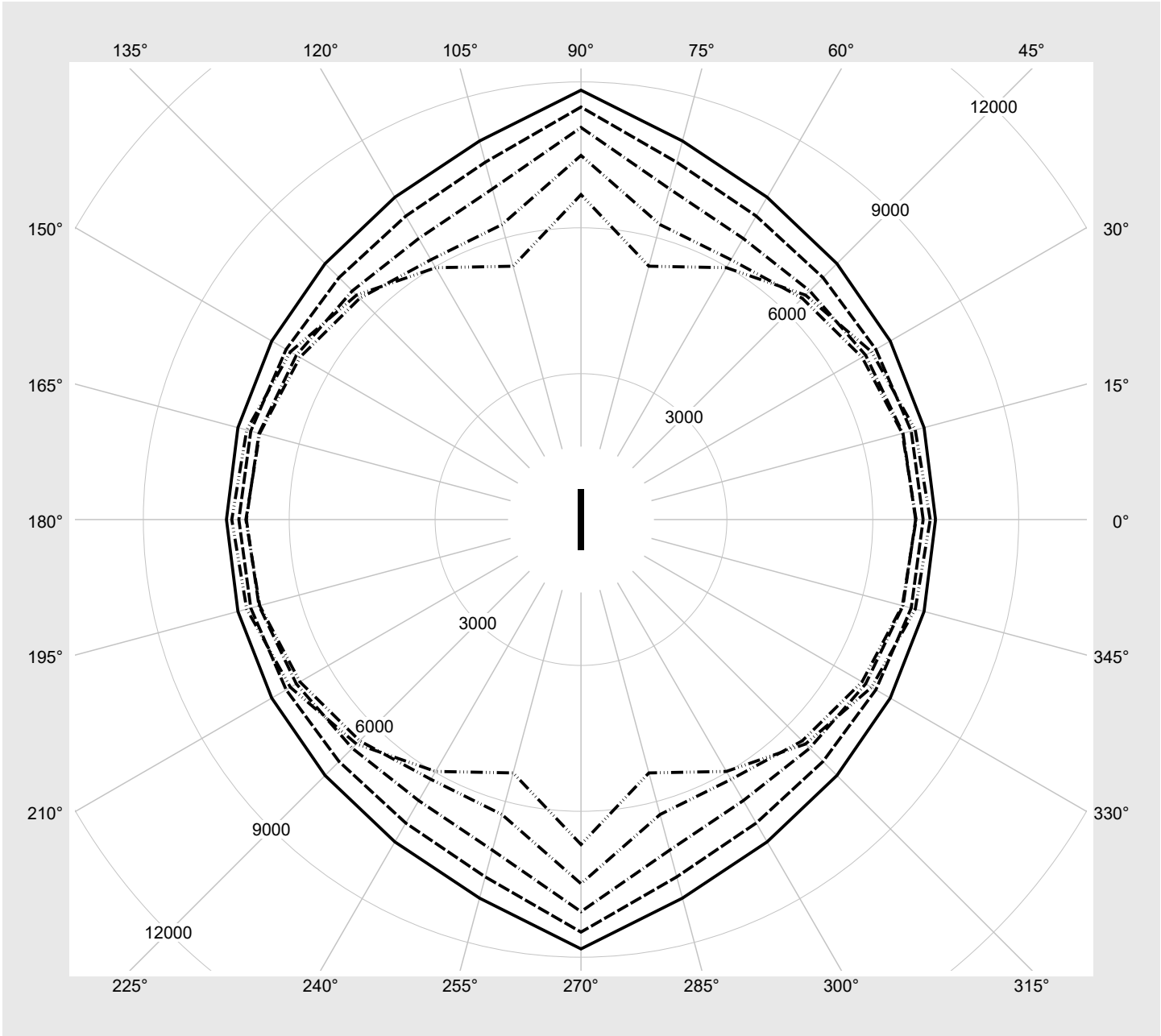
Luminance table	Max. for $\gamma \geq 65^\circ$	Photometric dimensions in mm:	L = 1433	H(C0) = 30	H(C180) = 30
			B = 148	H(C90) = 0	H(C270) = 0

C-planes	γ	Luminance in cd/m ²								
		0° 180°	15° 165° 195° 345°	30° 150° 210° 330°	45° 135° 225° 315°	60° 120° 240° 300°	75° 105° 255° 285°	90° 270°		
45°		8379.4	8402.9	8472.6	8598.8	8805.5	9111.5	9560.9		
50°		8146.1	8167.5	8237.3	8366.4	8583.2	8920.7	9437.8		
55°		7885.6	7907.3	7973.9	8100.5	8325.9	8690.4	9281.4		
60°		7598.6	7619.9	7676.3	7794.0	8016.7	8405.8	9080.4		
65°		7290.7	7303.6	7342.9	7442.8	7654.3	8060.3	8829.6		
70°		7036.1	7030.1	7001.5	7036.9	7206.7	7607.4	8483.4		
75°		6881.5	6855.0	6758.8	6651.0	6674.2	7039.5	8062.8		
80°		6890.8	6840.6	6674.2	6435.5	6170.2	6280.0	7487.8		
85°		7181.3	7116.4	6899.9	6528.0	5980.8	5394.0	6682.1		

Photometric test report

Family Silhouette® 21	Order number: 51LN12MNM70A EAN: 4058352011607	LP number 59582_22
--	--	-------------------------------------

Luminance values in cd/m² γ 65° γ 70° γ 75° γ 80° γ 85° **siteco**



Photometric test report

Family
Silhouette® 21

Order number: 51LN12MNM70A
EAN: 4058352011607

LP number
59582_22

Multilumen Table

environmental temperature: 25°C

siteco

DIP-Step	Switch Setting			Luminous flux [lm]	Power consumption [W]
	1	2	3		
4	OFF	OFF	ON	4320	28.8
2	OFF	ON	OFF	5380	36.3
1	ON	OFF	OFF	6310	43.4
0	OFF	OFF	OFF	7140	49.9