
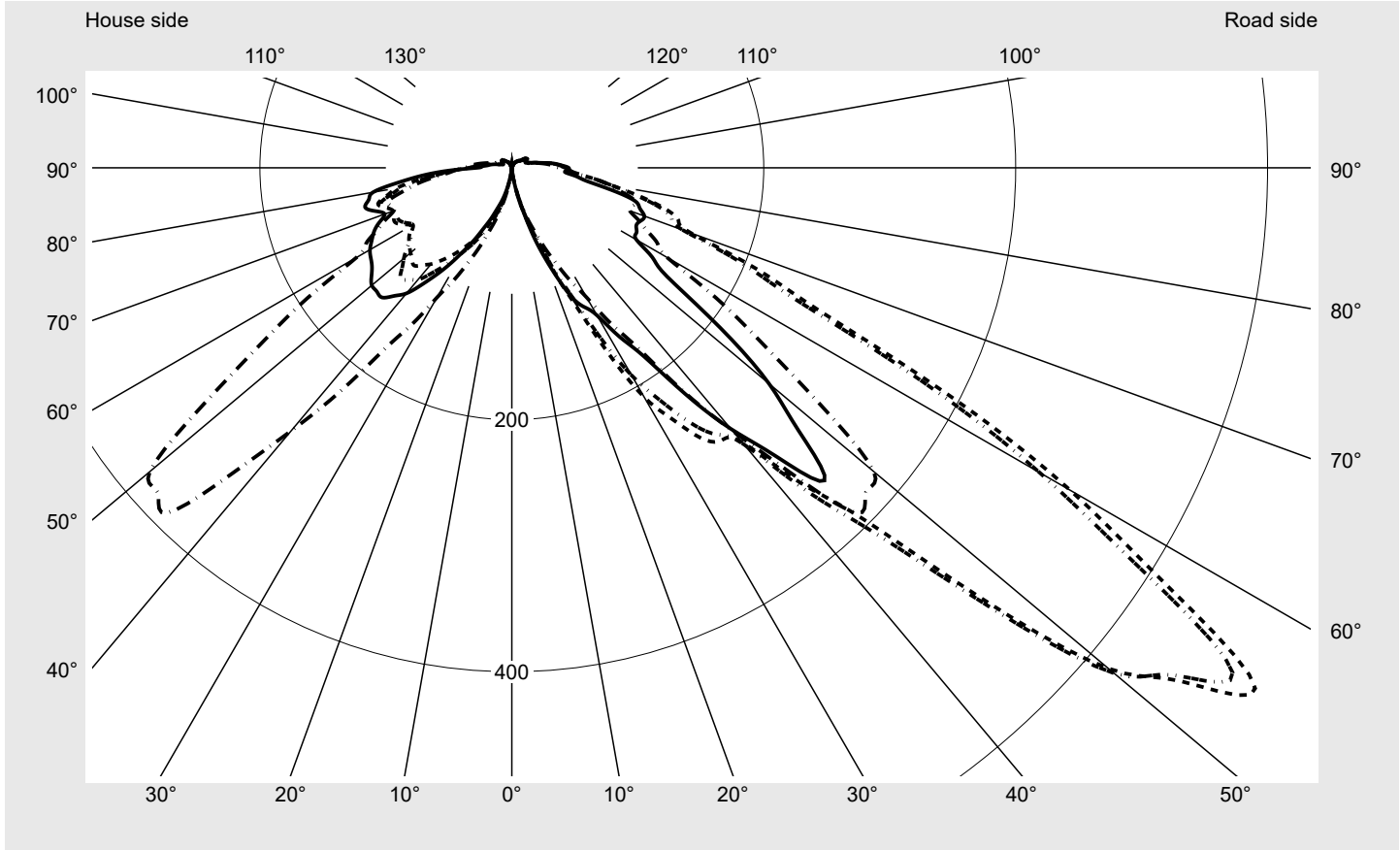


Photometric test report

Family CL bollard	Order number: 5CL424603 EAN: 4058352521502	LP number 59248_1
	Version asymmetric distribution, height 400mm Optic secondary reflector, white Cover cover transparent, PC Lamps LED 3000 K CRI ≥ 80 Controlgear ECG-DALI Rated values Net luminous flux = 800 lm Power consumption = 7.2 W Luminous efficacy = 111.1 lm/W	serial documentation 10.12.2021



Luminous intensity in cd/klm C180-0 C235-55 C240-60 C270-90 **Imax: 720 cd/klm**



Luminaire output ratios

Eta	100.0%
Eta 0° - 90°	92.2%
Eta 90° - 180°	7.8%

Luminous intensity class acc. to EN13201-2

Class:	G1
Imax 70°	151.2
Imax 80°	111.9
Imax 90°	45.1
Imax >90°	40.2
Imax >95°	29.1

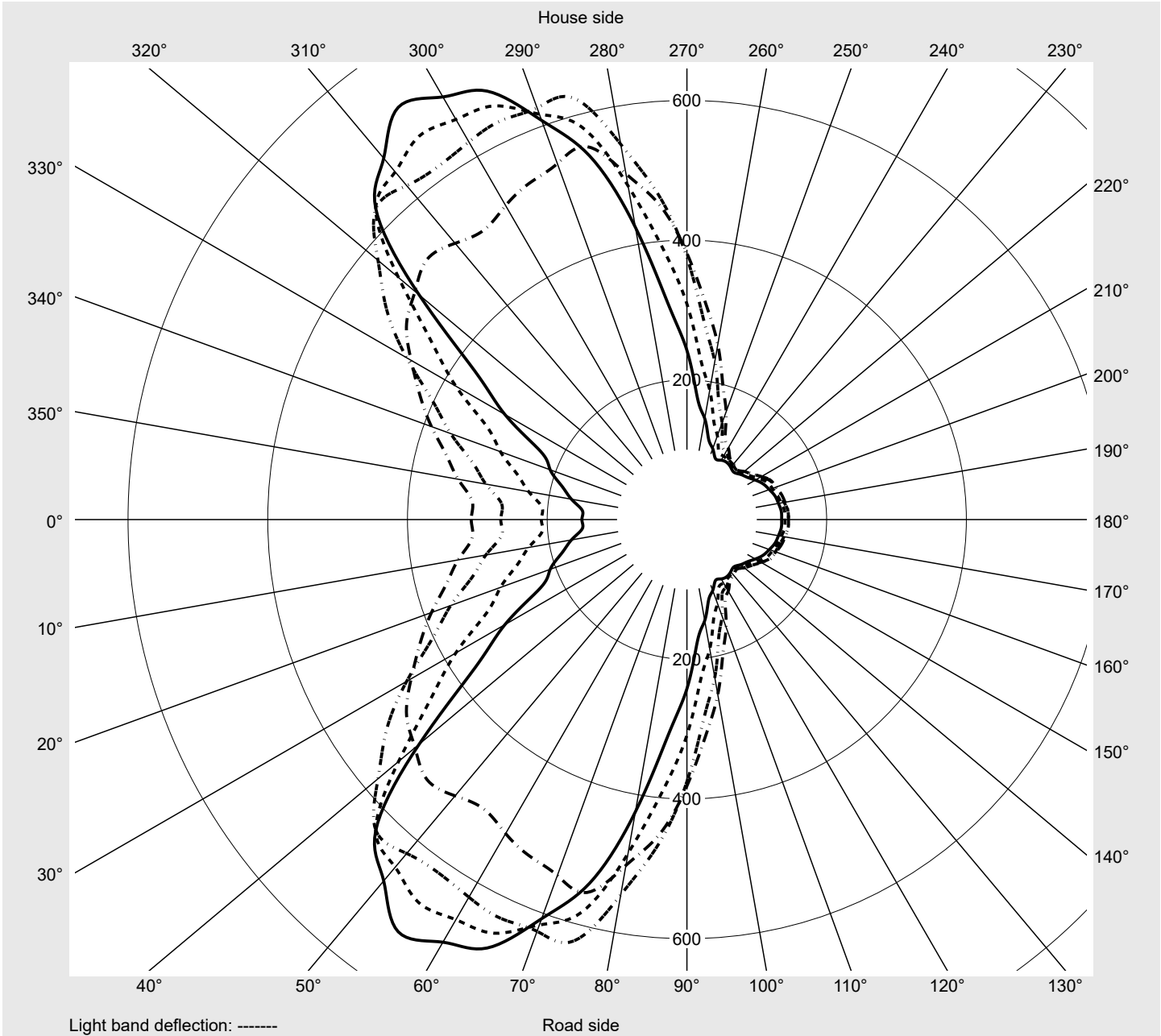
Measurement conditions

DIN EN 13032 and DIN 5032

Photometric test report

Family CL bollard	Order number: 5CL424603 EAN: 4058352521502	LP number 59248_1
------------------------------------	---	------------------------------------

Envelope curve in cd/klm **KMK 55°** **KMK 52,5°** **KMK 50°** **KMK 47,5°** **siteco**



Photometric test report

Family CL bollard	Order number: 5CL424603 EAN: 4058352521502	LP number 59248_1
Table of values for luminous intensities		Maximum luminous intensity
siteco		

C-planes	0°	5° 355°	10° 350°	15° 345°	20° 340°	25° 335°	30° 330°	35° 325°	40° 320°	45° 315°	50° 310°	55° 305°	60° 300°
γ	Luminous intensity in cd/klm												
0,0°	0.2	0.2	0.2	0.2	0.2	0.2	0.2	0.2	0.2	0.2	0.2	0.2	0.2
2,5°	1.1	1.1	1.1	1.1	1.1	1.1	1.1	1.0	1.0	1.0	1.0	1.0	1.0
5,0°	2.0	2.0	2.0	2.0	2.0	2.0	1.9	1.9	1.8	1.8	1.8	1.8	1.7
7,5°	8.2	8.2	8.0	7.8	8.0	8.1	8.0	7.8	7.9	8.1	7.8	7.6	7.5
10,0°	14.4	14.4	14.0	13.6	13.9	14.3	14.0	13.7	14.0	14.3	13.8	13.3	13.3
12,5°	26.2	26.2	26.0	25.9	26.0	26.0	25.2	24.4	25.0	25.5	25.3	25.1	24.4
15,0°	38.0	38.0	38.1	38.2	38.0	37.7	36.4	35.2	35.9	36.6	36.7	36.8	35.4
17,5°	56.4	56.4	57.0	57.5	56.7	55.9	54.3	52.8	53.2	53.7	52.2	50.8	49.7
20,0°	74.8	74.8	75.8	76.9	75.5	74.0	72.2	70.4	70.6	70.7	67.7	64.7	64.0
22,5°	94.4	94.4	96.0	97.7	100.6	103.4	104.6	105.8	103.8	101.8	97.5	93.2	88.2
25,0°	113.9	113.9	116.2	118.5	125.7	132.8	137.0	141.1	137.0	132.9	127.3	121.7	112.5
27,5°	124.6	124.6	125.6	126.7	134.2	141.7	150.2	158.8	164.3	169.8	167.9	166.0	151.4
30,0°	135.2	135.2	135.1	134.9	142.7	150.5	163.4	176.4	191.5	206.7	208.5	210.3	190.3
32,5°	158.9	158.9	158.4	157.9	163.7	169.6	180.6	191.7	206.0	220.4	228.3	236.1	218.6
35,0°	182.6	182.6	181.7	180.9	184.8	188.7	197.8	206.9	220.5	234.1	248.0	261.9	247.0
37,5°	226.5	226.5	226.1	225.6	232.4	239.2	241.0	242.9	247.1	251.4	262.2	273.0	266.7
40,0°	270.5	270.5	270.4	270.4	280.0	289.7	284.3	278.9	273.8	268.7	276.3	284.0	286.5
42,5°	310.7	310.7	321.7	332.6	349.2	365.8	366.3	366.9	356.4	345.9	342.4	339.0	350.2
45,0°	351.0	351.0	372.9	394.9	418.4	442.0	448.4	454.8	438.9	423.0	408.5	394.0	413.9
47,5°	308.7	308.7	332.6	356.5	389.1	421.8	455.8	489.9	508.1	526.3	516.2	506.2	519.0
50,0°	266.5	266.5	292.3	318.1	359.9	401.6	463.3	524.9	577.2	629.6	624.0	618.3	624.2
52,5°	208.4	208.4	230.1	251.7	284.1	316.4	382.1	447.8	538.8	629.8	649.6	669.4	661.4
55,0°	150.4	150.4	167.9	185.4	208.3	231.2	300.9	370.6	500.3	630.0	675.2	720.4	698.6
57,5°	132.3	132.3	143.8	155.2	171.4	187.6	240.3	292.9	405.7	518.5	567.3	616.2	591.2
60,0°	114.2	114.2	119.7	125.1	134.5	144.0	179.6	215.2	311.0	406.9	459.5	512.0	483.8
62,5°	111.6	111.6	117.9	124.3	128.6	132.9	156.9	180.9	249.7	318.5	355.2	392.0	368.0
65,0°	109.0	109.0	116.2	123.5	122.6	121.7	134.2	146.6	188.3	230.0	251.0	272.0	252.2
67,5°	110.5	110.5	113.4	116.3	116.5	116.8	126.0	135.2	161.5	187.8	199.7	211.6	198.2
70,0°	112.0	112.0	110.5	109.1	110.5	111.9	117.8	123.7	134.6	145.5	148.3	151.2	144.3
72,5°	106.5	106.5	106.8	107.1	108.2	109.4	113.8	118.3	126.6	134.8	136.8	138.7	133.1
75,0°	100.9	101.0	103.0	105.1	106.0	106.9	109.9	112.9	118.5	124.1	125.2	126.2	121.8
77,5°	80.6	80.6	82.6	84.6	85.4	86.2	89.5	92.8	97.8	102.8	103.2	103.5	101.2
80,0°	60.3	60.3	62.2	64.2	64.9	65.6	69.2	72.8	77.2	81.5	81.2	80.9	80.6
82,5°	51.5	51.6	52.4	53.3	54.3	55.3	57.4	59.6	62.0	64.4	64.9	65.4	65.5
85,0°	42.8	42.8	42.6	42.4	43.7	45.0	45.7	46.4	46.8	47.3	48.6	49.9	50.4
87,5°	44.0	44.0	43.0	42.1	43.3	44.5	45.1	45.7	45.4	45.1	45.9	46.7	46.4
90,0°	45.1	45.1	43.5	41.9	43.0	44.1	44.6	45.1	44.0	42.9	43.2	43.5	42.3
92,5°	40.2	40.2	39.0	37.8	38.8	39.9	39.9	40.0	39.5	39.0	39.2	39.4	38.4
95,0°	35.4	35.3	34.5	33.7	34.7	35.7	35.3	34.8	34.9	35.1	35.2	35.3	34.5
97,5°	29.1	29.1	28.4	27.8	28.2	28.6	28.4	28.2	28.7	29.1	29.0	28.9	28.6
100,0°	22.9	22.8	22.4	21.9	21.8	21.6	21.6	21.6	22.4	23.1	22.8	22.6	22.7
102,5°	19.3	19.3	18.8	18.4	18.3	18.2	18.2	18.2	18.6	19.0	18.7	18.5	18.4
105,0°	15.7	15.7	15.3	14.9	14.9	14.8	14.8	14.7	14.7	14.8	14.6	14.4	14.2
107,5°	14.2	14.2	14.0	13.7	13.6	13.5	13.5	13.5	13.5	13.5	13.3	13.0	12.9
110,0°	12.7	12.7	12.6	12.5	12.4	12.2	12.2	12.2	12.2	12.2	11.9	11.6	11.6
112,5°	12.3	12.3	12.4	12.5	12.4	12.3	12.4	12.5	12.3	12.2	11.9	11.7	11.7

Photometric test report

Family CL bollard	Order number: 5CL424603 EAN: 4058352521502	LP number 59248_1
------------------------------------	---	------------------------------------



Table of values for luminous intensities Maximum luminous intensity

C-planes	65° 295°	70° 290°	75° 285°	80° 280°	85° 275°	90° 270°	95° 265°	100° 260°	105° 255°	110° 250°	115° 245°	120° 240°	125° 235°
γ	Luminous intensity in cd/klm												
0,0°	0.2	0.2	0.2	0.2	0.2	0.2	0.2	0.2	0.2	0.2	0.2	0.2	0.2
2,5°	0.9	0.9	0.9	0.9	0.9	0.9	0.9	0.8	0.8	0.8	0.8	0.8	0.7
5,0°	1.7	1.7	1.7	1.6	1.6	1.6	1.5	1.5	1.4	1.4	1.4	1.4	1.3
7,5°	7.5	7.3	7.1	7.1	7.0	7.2	7.5	6.9	6.2	6.4	6.5	6.2	5.9
10,0°	13.3	12.9	12.6	12.5	12.5	12.9	13.4	12.2	11.1	11.3	11.6	11.1	10.6
12,5°	23.6	23.7	23.7	23.3	23.0	22.9	22.9	21.5	20.0	20.1	20.3	19.7	19.2
15,0°	34.0	34.4	34.9	34.2	33.5	32.9	32.4	30.7	28.9	29.0	29.0	28.4	27.8
17,5°	48.7	49.1	49.6	47.2	44.8	44.1	43.4	42.0	40.7	39.4	38.1	36.7	35.3
20,0°	63.3	63.8	64.3	60.2	56.1	55.2	54.4	53.4	52.4	49.8	47.2	45.1	42.9
22,5°	83.3	80.1	76.9	74.3	71.7	69.8	67.9	64.4	60.8	58.1	55.3	52.9	50.4
25,0°	103.3	96.4	89.5	88.4	87.2	84.3	81.5	75.3	69.2	66.3	63.5	60.7	57.9
27,5°	136.7	125.1	113.5	109.3	105.1	101.6	98.2	91.4	84.7	79.0	73.2	68.9	64.6
30,0°	170.2	153.8	137.4	130.2	123.0	118.9	114.9	107.5	100.2	91.6	83.0	77.1	71.3
32,5°	201.1	184.7	168.3	160.5	152.7	146.9	141.0	130.2	119.3	107.0	94.7	86.7	78.7
35,0°	232.0	215.6	199.1	190.8	182.4	174.8	167.2	152.9	138.5	122.4	106.4	96.3	86.1
37,5°	260.5	254.0	247.4	241.6	235.8	223.7	211.6	188.9	166.3	142.8	119.3	106.1	93.0
40,0°	289.0	292.3	295.7	292.4	289.1	272.5	255.9	225.0	194.0	163.1	132.2	116.0	99.8
42,5°	361.4	374.8	388.3	376.1	363.9	330.0	296.1	252.2	208.2	172.1	136.0	120.4	104.8
45,0°	433.7	457.3	481.0	459.8	438.6	387.5	336.3	279.4	222.4	181.1	139.8	124.7	109.7
47,5°	531.9	542.3	552.7	502.6	452.6	381.3	310.1	254.5	199.0	164.1	129.3	118.3	107.3
50,0°	630.0	627.2	624.4	545.5	466.6	375.2	283.8	229.6	175.5	147.2	118.9	111.9	105.0
52,5°	653.4	617.6	581.8	485.1	388.4	308.7	229.0	188.3	147.6	127.6	107.7	105.0	102.3
55,0°	676.7	608.0	539.3	424.8	310.3	242.2	174.1	146.9	119.6	108.0	96.5	98.1	99.7
57,5°	566.2	491.0	415.8	327.2	238.7	192.3	145.9	126.7	107.5	100.1	92.8	94.3	95.9
60,0°	455.6	373.9	292.2	229.7	167.1	142.4	117.8	106.5	95.3	92.2	89.1	90.6	92.1
62,5°	344.0	285.3	226.7	186.6	146.6	130.5	114.5	106.6	98.8	95.4	92.0	94.6	97.2
65,0°	232.4	196.8	161.2	143.6	126.0	118.6	111.2	106.7	102.3	98.6	94.9	98.6	102.3
67,5°	184.9	161.6	138.3	126.3	114.3	109.1	103.9	102.1	100.3	98.5	96.7	98.9	101.2
70,0°	137.5	126.4	115.3	109.0	102.7	99.7	96.7	97.6	98.4	98.5	98.5	99.3	100.1
72,5°	127.5	119.4	111.3	106.3	101.3	100.5	99.6	99.8	100.0	101.0	102.0	103.5	105.0
75,0°	117.4	112.3	107.2	103.6	99.9	101.3	102.6	102.0	101.5	103.5	105.5	107.7	109.9
77,5°	98.9	96.1	93.3	91.4	89.5	89.9	90.2	90.6	91.0	92.9	94.9	98.1	101.3
80,0°	80.3	79.8	79.3	79.2	79.2	78.4	77.7	79.1	80.5	82.4	84.2	88.5	92.7
82,5°	65.6	65.2	64.8	65.2	65.7	65.3	65.0	66.1	67.3	68.8	70.2	72.9	75.6
85,0°	50.9	50.5	50.2	51.2	52.1	52.2	52.3	53.2	54.1	55.2	56.3	57.4	58.6
87,5°	46.0	45.1	44.2	44.7	45.1	44.9	44.6	44.8	45.0	45.2	45.4	45.7	46.1
90,0°	41.2	39.7	38.3	38.2	38.1	37.5	37.0	36.5	36.0	35.2	34.5	34.0	33.6
92,5°	37.4	36.0	34.6	34.3	33.9	33.7	33.5	33.1	32.6	31.5	30.4	29.7	29.0
95,0°	33.7	32.3	31.0	30.3	29.6	29.8	30.0	29.7	29.3	27.7	26.2	25.3	24.4
97,5°	28.2	27.2	26.3	26.0	25.8	25.6	25.5	25.0	24.5	23.4	22.2	21.4	20.5
100,0°	22.8	22.2	21.6	21.8	22.0	21.5	21.0	20.4	19.7	19.0	18.3	17.4	16.6
102,5°	18.4	18.1	17.8	17.8	17.9	17.8	17.6	17.2	16.7	15.9	15.1	14.3	13.6
105,0°	13.9	13.9	14.0	13.9	13.8	14.0	14.3	14.0	13.7	12.8	11.9	11.3	10.6
107,5°	12.8	12.9	13.0	13.0	13.1	13.2	13.4	12.9	12.4	11.5	10.6	10.1	9.5
110,0°	11.7	11.9	12.1	12.2	12.3	12.4	12.5	11.7	11.0	10.2	9.3	8.9	8.4
112,5°	11.8	12.1	12.4	12.3	12.2	12.1	12.0	11.3	10.6	9.8	9.1	8.6	8.2

Photometric test report

Family CL bollard	Order number: 5CL424603 EAN: 4058352521502	LP number 59248_1
Table of values for luminous intensities		Maximum luminous intensity
		sITeCO

C-planes	130° 230°	135° 225°	140° 220°	145° 215°	150° 210°	155° 205°	160° 200°	165° 195°	170° 190°	175° 185°	180°	Phi-zone	Total Phi-zone
γ	Luminous intensity in cd/klm											Luminous flux in lm/klm	
0,0°	0.2	0.2	0.2	0.2	0.2	0.2	0.2	0.2	0.2	0.2	0.2	0.0	0.0
2,5°	0.8	0.8	0.7	0.7	0.7	0.7	0.6	0.6	0.6	0.6	0.6	0.0	0.0
5,0°	1.3	1.3	1.3	1.2	1.2	1.1	1.1	1.1	1.1	1.1	1.1	0.0	0.0
7,5°	5.8	5.7	5.6	5.4	5.2	5.0	4.8	4.7	4.6	4.5	4.5	0.2	0.3
10,0°	10.3	10.1	9.8	9.6	9.2	8.9	8.6	8.3	8.2	8.0	8.0	0.6	0.9
12,5°	18.7	18.2	17.6	17.0	16.5	16.0	15.8	15.6	15.5	15.4	15.4	1.3	2.1
15,0°	27.1	26.4	25.4	24.3	23.7	23.2	23.0	22.9	22.8	22.7	22.7	2.2	4.3
17,5°	34.7	34.1	32.5	31.0	30.4	29.8	30.2	30.6	29.9	29.2	29.2	3.6	7.9
20,0°	42.3	41.8	39.7	37.7	37.1	36.4	37.3	38.2	36.9	35.7	35.7	5.2	13.2
22,5°	48.6	46.8	45.6	44.4	44.0	43.6	44.3	45.1	44.7	44.4	44.4	7.5	20.7
25,0°	54.8	51.8	51.5	51.1	51.0	50.8	51.4	52.0	52.5	53.1	53.1	10.1	30.8
27,5°	61.4	58.1	58.2	58.3	59.1	59.8	60.9	62.0	63.3	64.5	64.5	13.1	43.9
30,0°	67.9	64.5	65.0	65.5	67.2	68.8	70.5	72.1	74.0	75.9	75.9	16.5	60.3
32,5°	75.1	71.5	72.7	74.0	76.9	79.8	82.6	85.4	87.4	89.3	89.3	20.4	80.7
35,0°	82.4	78.6	80.5	82.4	86.6	90.8	94.7	98.7	100.7	102.8	102.8	24.6	105.4
37,5°	89.1	85.3	88.7	92.0	97.3	102.6	107.2	111.8	114.1	116.4	116.4	30.6	136.0
40,0°	95.9	92.0	96.8	101.7	108.0	114.3	119.6	124.9	127.5	130.1	130.1	37.0	173.0
42,5°	100.7	96.6	101.8	107.0	114.7	122.3	128.0	133.7	135.8	137.8	137.8	46.5	219.4
45,0°	105.4	101.1	106.8	112.4	121.4	130.4	136.4	142.5	144.0	145.6	145.6	56.6	276.0
47,5°	104.1	100.8	107.0	113.2	122.3	131.4	135.7	139.9	142.7	145.4	145.4	62.0	338.0
50,0°	102.7	100.5	107.3	114.1	123.2	132.4	134.9	137.4	141.3	145.1	145.1	67.6	405.6
52,5°	100.2	98.0	103.9	109.8	118.1	126.5	130.2	134.0	137.2	140.4	140.4	64.5	470.2
55,0°	97.6	95.5	100.5	105.5	113.0	120.6	125.5	130.5	133.1	135.6	135.6	61.0	531.2
57,5°	94.1	92.3	97.8	103.3	108.4	113.4	118.9	124.4	128.6	132.8	132.8	53.1	584.3
60,0°	90.6	89.2	95.2	101.2	103.8	106.3	112.3	118.3	124.2	130.0	130.0	44.5	628.7
62,5°	95.4	93.7	97.1	100.4	103.2	106.0	110.4	114.7	120.1	125.4	125.5	39.4	668.2
65,0°	100.2	98.2	98.9	99.6	102.6	105.7	108.4	111.2	116.0	120.9	120.9	34.1	702.2
67,5°	100.1	99.0	100.0	100.9	102.9	104.9	106.3	107.6	110.9	114.1	114.2	31.6	733.8
70,0°	100.0	99.9	101.0	102.2	103.2	104.2	104.1	104.1	105.8	107.5	107.4	28.9	762.7
72,5°	104.9	104.8	105.6	106.5	108.5	110.4	110.3	110.2	112.1	114.0	114.0	29.2	791.9
75,0°	109.8	109.7	110.2	110.8	113.7	116.7	116.5	116.2	118.4	120.6	120.6	29.3	821.2
77,5°	102.6	103.8	105.9	107.9	110.1	112.3	112.8	113.4	114.8	116.3	116.3	26.2	847.4
80,0°	95.3	97.9	101.5	105.1	106.5	108.0	109.2	110.5	111.2	111.9	111.9	23.0	870.4
82,5°	77.0	78.4	80.5	82.6	84.8	86.9	88.5	90.0	91.0	91.9	91.9	18.9	889.4
85,0°	58.8	59.0	59.6	60.2	63.0	65.9	67.7	69.6	70.7	71.9	71.9	14.8	904.1
87,5°	45.9	45.6	45.1	44.5	45.8	47.1	48.0	48.9	49.4	49.8	49.8	12.5	916.6
90,0°	32.9	32.3	30.6	28.9	28.6	28.4	28.3	28.3	28.0	27.6	27.6	10.2	926.8
92,5°	28.5	28.1	26.6	25.2	24.9	24.6	24.6	24.5	24.2	23.9	23.9	9.0	935.8
95,0°	24.1	23.8	22.7	21.6	21.2	20.9	20.8	20.7	20.4	20.2	20.2	7.9	943.7
97,5°	20.0	19.4	18.8	18.2	18.0	17.9	18.0	18.0	17.9	17.9	17.9	6.6	950.3
100,0°	15.7	14.9	14.8	14.8	14.8	14.9	15.1	15.4	15.5	15.5	15.5	5.3	955.6
102,5°	13.0	12.4	12.3	12.2	12.3	12.4	12.5	12.7	12.8	12.9	12.9	4.3	959.9
105,0°	10.2	9.8	9.7	9.6	9.7	9.9	9.9	10.0	10.1	10.2	10.2	3.4	963.3
107,5°	9.2	8.9	8.8	8.7	8.8	8.8	8.8	8.8	8.8	8.9	8.9	3.1	966.4
110,0°	8.1	7.9	7.9	7.8	7.8	7.8	7.7	7.7	7.6	7.5	7.5	2.7	969.1
112,5°	8.0	7.9	7.8	7.8	7.7	7.7	7.6	7.5	7.5	7.4	7.4	2.6	971.7

Photometric test report

Family CL bollard	Order number: 5CL424603 EAN: 4058352521502	LP number 59248_1
-----------------------------	---	-----------------------------



Table of values for luminous intensities	Maximum luminous intensity
---	-----------------------------------

C-planes	0°	5° 355°	10° 350°	15° 345°	20° 340°	25° 335°	30° 330°	35° 325°	40° 320°	45° 315°	50° 310°	55° 305°	60° 300°
γ	Luminous intensity in cd/klm												
115,0°	11.8	11.8	12.1	12.5	12.5	12.5	12.6	12.8	12.5	12.2	12.0	11.8	11.8
117,5°	11.9	12.0	12.1	12.2	12.6	13.1	13.2	13.3	13.0	12.8	12.9	13.0	12.9
120,0°	12.1	12.1	12.0	11.9	12.8	13.7	13.7	13.7	13.6	13.5	13.8	14.1	14.0
122,5°	11.3	11.3	11.4	11.5	12.0	12.5	12.6	12.8	12.8	12.8	13.2	13.6	13.5
125,0°	10.4	10.4	10.8	11.2	11.3	11.4	11.6	11.8	11.9	12.1	12.6	13.1	12.9
127,5°	9.5	9.5	9.7	9.9	9.9	9.9	10.1	10.2	10.3	10.3	10.6	10.9	10.8
130,0°	8.6	8.6	8.6	8.6	8.5	8.4	8.5	8.6	8.6	8.5	8.6	8.6	8.7
132,5°	8.3	8.3	8.3	8.2	8.1	8.0	8.1	8.1	8.1	8.1	8.1	8.1	8.2
135,0°	8.1	8.1	8.0	7.8	7.7	7.6	7.6	7.6	7.7	7.7	7.6	7.5	7.6
137,5°	7.6	7.6	7.5	7.4	7.4	7.3	7.3	7.2	7.2	7.2	7.1	7.0	7.0
140,0°	7.1	7.1	7.1	7.0	7.0	7.0	6.9	6.8	6.7	6.6	6.6	6.5	6.4
142,5°	6.6	6.6	6.5	6.5	6.4	6.4	6.4	6.3	6.2	6.2	6.1	6.0	6.0
145,0°	6.0	6.0	6.0	5.9	5.9	5.9	5.8	5.8	5.7	5.7	5.6	5.6	5.5
147,5°	5.5	5.5	5.5	5.4	5.4	5.4	5.3	5.3	5.3	5.2	5.2	5.1	5.0
150,0°	5.0	5.0	5.0	4.9	4.9	4.9	4.8	4.8	4.8	4.8	4.7	4.6	4.6
152,5°	4.5	4.5	4.4	4.4	4.4	4.4	4.3	4.3	4.3	4.3	4.2	4.2	4.2
155,0°	3.9	3.9	3.9	3.9	3.9	3.8	3.8	3.8	3.8	3.8	3.8	3.8	3.8
157,5°	3.4	3.4	3.4	3.4	3.3	3.3	3.3	3.4	3.3	3.3	3.3	3.3	3.3
160,0°	2.9	2.9	2.8	2.8	2.8	2.8	2.8	2.9	2.9	2.9	2.9	2.8	2.8
162,5°	2.4	2.4	2.4	2.4	2.3	2.3	2.4	2.4	2.4	2.4	2.4	2.4	2.4
165,0°	1.9	1.9	1.9	1.9	1.9	1.9	1.9	1.9	1.9	1.9	1.9	1.9	1.9
167,5°	1.6	1.6	1.5	1.5	1.5	1.5	1.6	1.6	1.6	1.6	1.6	1.6	1.5
170,0°	1.2	1.2	1.2	1.2	1.2	1.2	1.2	1.2	1.2	1.2	1.2	1.2	1.2
172,5°	0.9	0.9	0.9	0.9	0.9	0.9	1.0	1.0	1.0	0.9	0.9	0.9	0.9
175,0°	0.7	0.7	0.7	0.7	0.7	0.7	0.7	0.7	0.7	0.7	0.7	0.7	0.7
177,5°	0.6	0.5	0.6	0.6	0.5	0.5	0.6	0.6	0.5	0.5	0.5	0.5	0.5
180,0°	0.0	0.0	0.0	0.0	0.0	0.0	0.0	0.0	0.0	0.0	0.0	0.0	0.0

Photometric test report

Family CL bollard	Order number: 5CL424603 EAN: 4058352521502	LP number 59248_1
Table of values for luminous intensities		Maximum luminous intensity
		siteco

C-planes	65° 295°	70° 290°	75° 285°	80° 280°	85° 275°	90° 270°	95° 265°	100° 260°	105° 255°	110° 250°	115° 245°	120° 240°	125° 235°
γ	Luminous intensity in cd/klm												
115,0°	11.9	12.2	12.6	12.4	12.1	11.8	11.5	10.8	10.1	9.5	8.8	8.4	8.1
117,5°	12.9	12.9	12.9	12.7	12.5	12.3	12.0	11.2	10.3	9.7	9.1	8.9	8.6
120,0°	13.9	13.6	13.2	13.1	12.9	12.7	12.4	11.5	10.5	10.0	9.5	9.3	9.1
122,5°	13.3	13.1	12.8	12.9	13.0	12.5	11.9	11.1	10.4	10.1	9.8	9.6	9.4
125,0°	12.7	12.6	12.4	12.8	13.2	12.3	11.3	10.8	10.3	10.2	10.1	9.9	9.7
127,5°	10.8	10.7	10.7	11.0	11.3	10.7	10.2	9.9	9.6	9.5	9.4	9.3	9.3
130,0°	8.8	8.9	9.0	9.2	9.4	9.2	9.0	8.9	8.9	8.8	8.7	8.8	8.9
132,5°	8.3	8.3	8.3	8.4	8.6	8.5	8.4	8.4	8.4	8.4	8.4	8.5	8.6
135,0°	7.7	7.6	7.5	7.6	7.8	7.8	7.8	7.9	8.0	8.1	8.2	8.3	8.4
137,5°	7.1	7.0	6.9	7.1	7.2	7.2	7.3	7.4	7.5	7.5	7.6	7.6	7.6
140,0°	6.4	6.4	6.4	6.5	6.6	6.7	6.7	6.8	6.9	6.9	7.0	7.0	6.9
142,5°	5.9	5.9	5.9	5.9	6.0	6.1	6.2	6.3	6.5	6.5	6.6	6.6	6.6
145,0°	5.4	5.4	5.4	5.4	5.4	5.6	5.7	5.8	6.0	6.1	6.2	6.2	6.2
147,5°	5.0	5.0	5.0	5.0	5.1	5.2	5.3	5.4	5.5	5.6	5.7	5.7	5.7
150,0°	4.5	4.6	4.6	4.7	4.7	4.8	4.9	5.0	5.1	5.1	5.2	5.1	5.1
152,5°	4.1	4.2	4.2	4.2	4.3	4.4	4.4	4.5	4.5	4.5	4.5	4.5	4.5
155,0°	3.7	3.7	3.8	3.8	3.9	3.9	3.9	3.9	3.9	3.9	3.9	3.8	3.8
157,5°	3.3	3.3	3.3	3.3	3.3	3.3	3.4	3.4	3.4	3.4	3.3	3.3	3.3
160,0°	2.8	2.8	2.8	2.8	2.8	2.8	2.8	2.8	2.8	2.8	2.8	2.8	2.8
162,5°	2.4	2.4	2.4	2.4	2.4	2.4	2.4	2.4	2.4	2.4	2.3	2.4	2.4
165,0°	1.9	1.9	1.9	1.9	1.9	1.9	1.9	1.9	1.9	1.9	1.9	1.9	1.9
167,5°	1.5	1.5	1.5	1.5	1.5	1.5	1.5	1.6	1.6	1.6	1.6	1.6	1.6
170,0°	1.2	1.2	1.2	1.2	1.2	1.2	1.2	1.2	1.2	1.2	1.2	1.2	1.2
172,5°	0.9	0.9	0.9	0.9	0.9	0.9	0.9	0.9	0.9	0.9	0.9	0.9	0.9
175,0°	0.7	0.7	0.7	0.7	0.7	0.7	0.7	0.7	0.7	0.7	0.7	0.7	0.7
177,5°	0.5	0.5	0.5	0.5	0.5	0.5	0.5	0.5	0.5	0.5	0.5	0.5	0.5
180,0°	0.0	0.0	0.0	0.0	0.0	0.0	0.0	0.0	0.0	0.0	0.0	0.0	0.0

Photometric test report

Family CL bollard	Order number: 5CL424603 EAN: 4058352521502	LP number 59248_1
Table of values for luminous intensities		Maximum luminous intensity
		sITeco

C-planes	130° 230°	135° 225°	140° 220°	145° 215°	150° 210°	155° 205°	160° 200°	165° 195°	170° 190°	175° 185°	180°	Phi-zone	Total Phi-zone
γ	Luminous intensity in cd/klm											Luminous flux in lm/klm	
115,0°	7.9	7.8	7.8	7.8	7.7	7.6	7.5	7.4	7.4	7.3	7.3	2.6	974.3
117,5°	8.5	8.4	8.4	8.3	8.2	8.0	8.1	8.2	8.0	7.9	7.9	2.6	976.9
120,0°	9.0	9.0	8.9	8.8	8.7	8.5	8.7	8.9	8.7	8.5	8.5	2.7	979.6
122,5°	9.3	9.2	9.3	9.3	9.2	9.1	9.2	9.3	9.3	9.3	9.3	2.6	982.2
125,0°	9.6	9.5	9.6	9.7	9.7	9.6	9.7	9.8	9.9	10.0	10.0	2.5	984.7
127,5°	9.1	9.0	9.2	9.3	9.3	9.3	9.4	9.5	9.6	9.7	9.6	2.2	986.8
130,0°	8.7	8.6	8.7	8.8	8.9	8.9	9.1	9.3	9.3	9.3	9.3	1.9	988.7
132,5°	8.5	8.4	8.5	8.6	8.6	8.7	8.8	8.9	8.9	8.9	8.9	1.7	990.4
135,0°	8.3	8.3	8.3	8.3	8.4	8.5	8.5	8.5	8.5	8.4	8.4	1.5	991.9
137,5°	7.6	7.6	7.6	7.6	7.6	7.6	7.6	7.6	7.6	7.5	7.5	1.4	993.3
140,0°	6.9	6.8	6.8	6.8	6.8	6.8	6.7	6.6	6.7	6.7	6.7	1.2	994.5
142,5°	6.5	6.4	6.3	6.3	6.2	6.1	6.1	6.1	6.0	6.0	6.0	1.0	995.5
145,0°	6.1	5.9	5.8	5.8	5.6	5.5	5.5	5.5	5.4	5.3	5.3	0.9	996.4
147,5°	5.5	5.4	5.3	5.2	5.1	5.0	5.0	5.0	4.9	4.9	4.9	0.8	997.2
150,0°	5.0	4.9	4.8	4.7	4.6	4.6	4.5	4.5	4.5	4.4	4.4	0.7	997.9
152,5°	4.4	4.3	4.3	4.2	4.2	4.1	4.1	4.1	4.0	4.0	4.0	0.5	998.4
155,0°	3.8	3.8	3.7	3.7	3.7	3.6	3.6	3.6	3.6	3.6	3.6	0.4	998.9
157,5°	3.3	3.3	3.2	3.2	3.2	3.2	3.2	3.1	3.1	3.1	3.1	0.3	999.2
160,0°	2.8	2.8	2.7	2.7	2.7	2.7	2.7	2.7	2.7	2.7	2.7	0.3	999.5
162,5°	2.4	2.3	2.3	2.3	2.3	2.3	2.3	2.3	2.3	2.3	2.3	0.2	999.7
165,0°	1.9	1.9	1.9	1.9	1.9	1.9	1.9	1.9	1.9	1.9	1.9	0.1	999.8
167,5°	1.6	1.6	1.6	1.5	1.5	1.5	1.5	1.5	1.5	1.5	1.6	0.1	999.9
170,0°	1.2	1.2	1.2	1.2	1.2	1.2	1.2	1.2	1.2	1.2	1.2	0.1	999.9
172,5°	0.9	1.0	1.0	0.9	1.0	1.0	1.0	1.0	1.0	1.0	1.0	0.0	1000.0
175,0°	0.7	0.7	0.7	0.7	0.7	0.7	0.7	0.7	0.7	0.7	0.7	0.0	1000.0
177,5°	0.5	0.5	0.5	0.5	0.5	0.5	0.5	0.5	0.6	0.5	0.6	0.0	1000.0
180,0°	0.0	0.0	0.0	0.0	0.0	0.0	0.0	0.0	0.0	0.0	0.0	0.0	1000.0

Photometric test report

Family CL bollard	Order number: 5CL424603 EAN: 4058352521502	LP number 59248_1
-----------------------------	---	-----------------------------

Dimming levels table	environmental temperature: 25°C	sITeco
-----------------------------	---------------------------------	---------------

Luminous flux %	Dimming level linear	Dimming level logarithmic	Luminous flux [lm]	Power consumption [W]
100	254	254	800	7.2
95	241	252	760	6.8
90	228	250	720	6.5
85	215	248	680	6.2
80	202	246	640	5.8
75	189	243	599	5.5
70	177	241	561	5.1
65	164	238	519	4.8
60	152	235	480	4.5
55	139	232	439	4.1
50	126	228	400	3.8
45	113	224	360	3.4
40	100	220	321	3.1
35	88	215	282	2.7
30	75	209	239	2.4
25	63	203	199	2.1
20	52	196	163	1.8