



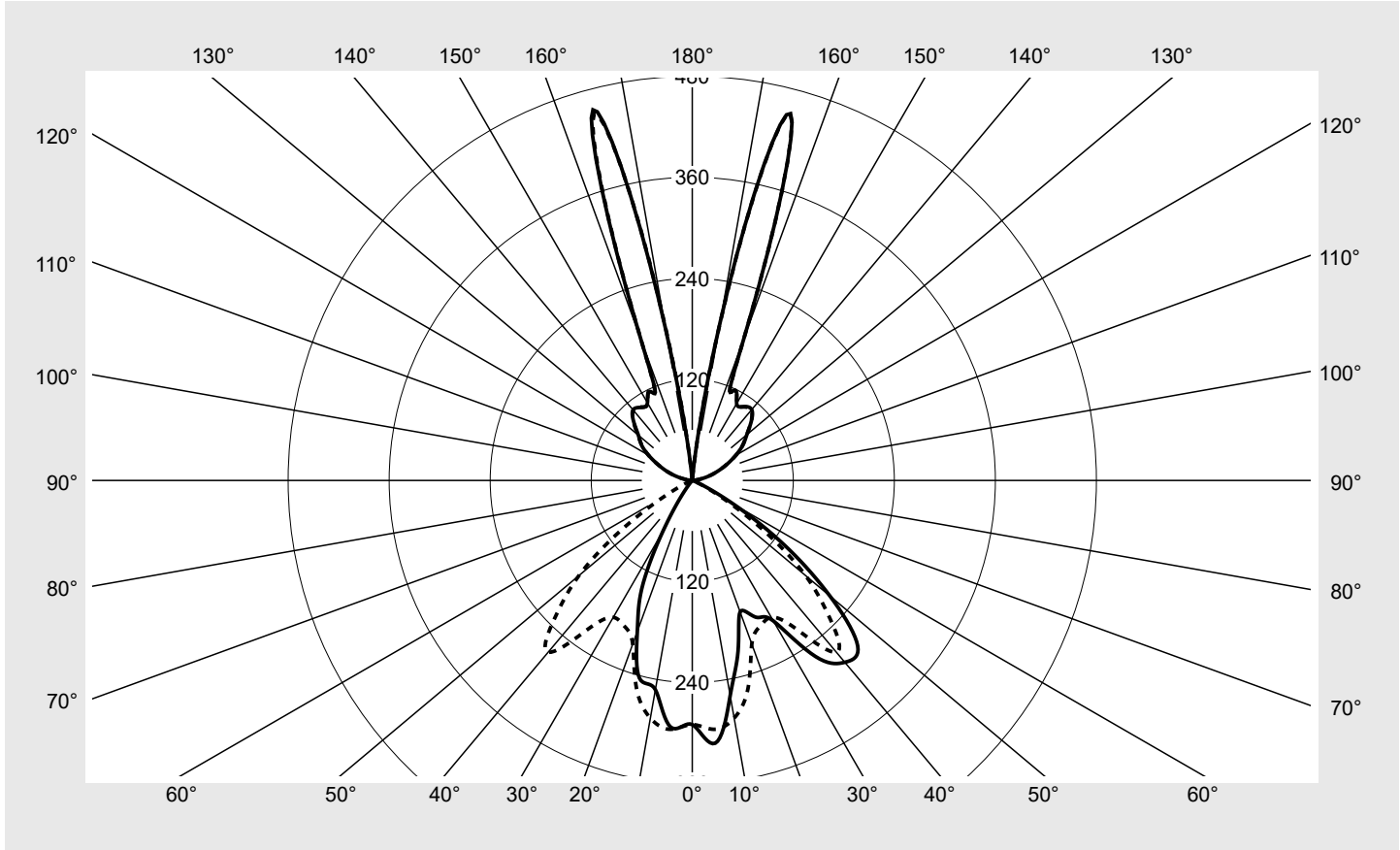
Photometric test report

Family Mirrortec® LED	Order number: 5NW14093QA + 5XA7682G2H2AC EAN: 4039806568441 + 4058352223710	LP number 58021_10
	Version SMR100A 600x600, 3 pcs. single wire suspension, FL20 midi power RS5 Lamps LED 4000 K CRI ≥ 70 Controlgear ECG-DALI Setting individual position: distance floodlight mirror = 1,5m / reflector tilt = 0° Rated values Net luminous flux = 33760 lm Power consumption = 305.7 W Luminous efficacy = 110.4 lm/W	serial documentation 16.12.2020





Luminous intensity in cd/klm C180-0 C270-90 **Imax: 456 cd/klm**



Classifications	
DIN 5040	C 5 3
CIE	N1=54 N2=94 N3=100 N4=58 N5=100

Luminaire light output ratios	
η_{LB}	100.0%
ϕ_u	58.5%
ϕ_o	41.5%

Measurement conditions
DIN EN 13032 and DIN 5032

Photometric test report

Family Mirrortec® LED	Order number: 5NW14093QA + 5XA7682G2H2AC EAN: 4039806568441 + 4058352223710	LP number 58021_10
Table of values for luminous intensities		Maximum luminous intensity
siteco		

C-planes	0°	15° 345°	30° 330°	45° 315°	60° 300°	75° 285°	90° 270°
γ	Luminous intensity in cd/klm						
0°	289.9	289.9	289.9	289.9	289.9	289.9	289.9
5°	313.2	291.5	285.1	285.7	299.5	297.0	296.7
10°	259.4	258.6	266.7	281.9	289.2	283.6	286.6
15°	210.1	205.1	210.5	232.4	250.4	250.6	255.8
20°	166.1	181.7	186.2	194.6	200.6	209.6	206.8
25°	179.3	165.1	171.0	169.1	179.1	190.8	190.9
30°	192.6	198.0	190.7	193.2	188.3	199.5	187.7
35°	255.3	243.7	226.8	214.6	215.0	221.6	215.2
40°	281.9	295.5	282.7	277.5	273.5	266.3	266.2
45°	277.9	288.9	340.1	342.4	310.7	251.6	230.8
50°	213.3	240.7	323.6	385.7	292.6	195.1	175.6
55°	133.2	157.3	237.6	314.2	206.3	121.1	103.7
60°	58.2	72.0	139.8	221.2	124.1	60.8	40.8
65°	14.6	26.5	68.2	113.5	53.2	22.4	11.6
70°	1.7	4.8	21.0	61.0	21.1	4.3	2.4
75°	0.0	0.0	6.6	26.0	5.9	0.3	0.0
80°	0.0	0.0	1.9	9.4	1.5	0.0	0.0
85°	0.0	0.0	0.2	2.5	0.3	0.0	0.0
90°	0.2	0.2	0.2	0.7	0.2	0.2	0.2
95°	2.8	2.8	2.8	2.8	2.8	2.8	2.8
100°	10.2	10.3	10.1	10.1	10.2	10.2	10.2
105°	20.7	20.8	20.6	20.7	20.7	20.7	20.9
110°	32.2	32.2	32.5	32.2	32.3	32.3	32.3
115°	45.4	45.0	45.5	45.4	45.3	45.3	45.2
120°	59.4	59.8	60.1	59.9	59.9	59.4	60.1
125°	73.4	72.9	72.7	73.6	73.4	72.5	73.1
130°	84.6	85.5	85.4	85.2	85.1	85.1	84.5
135°	99.1	98.7	98.2	98.0	98.0	98.0	98.8
140°	109.8	108.9	108.7	108.7	108.5	108.6	108.8
145°	107.0	106.3	106.3	106.9	104.8	106.5	106.6
150°	105.4	106.7	106.6	105.7	105.9	105.6	105.6
155°	118.1	117.2	117.2	118.5	117.9	117.7	117.7
160°	178.4	178.5	179.7	178.5	178.7	177.8	178.7
165°	451.0	452.0	357.4	195.7	358.4	452.1	450.5
170°	190.9	128.9	22.7	0.0	22.4	127.7	189.3
175°	0.0	0.0	0.0	0.0	0.0	0.0	0.0
180°	0.0	0.0	0.0	0.0	0.0	0.0	0.0

Photometric test report

Family Mirrortec® LED	Order number: 5NW14093QA + 5XA7682G2H2AC EAN: 4039806568441 + 4058352223710	LP number 58021_10
Table of values for luminous intensities		Maximum luminous intensity
sITeco		

C-planes	105° 255°	120° 240°	135° 225°	150° 210°	165° 195°	180°	Phi-zone	Total Phi-zone
γ	Luminous intensity in cd/klm						Luminous flux in lm/klm	
0°	289.9	289.9	289.9	289.9	289.9	289.9	1.7	1.7
5°	287.8	283.8	291.6	286.6	286.7	294.0	13.9	15.6
10°	281.2	281.3	281.5	276.6	256.9	252.3	26.2	41.8
15°	259.7	268.4	271.9	256.4	246.8	242.8	34.7	76.5
20°	222.8	236.0	241.2	236.3	219.8	190.8	39.3	115.8
25°	194.6	211.9	224.9	188.7	145.7	142.0	42.3	158.1
30°	202.7	191.6	178.8	128.2	83.4	69.8	47.4	205.5
35°	225.3	205.1	121.8	63.3	30.6	21.7	55.6	261.0
40°	262.4	197.5	87.6	25.6	6.2	2.5	70.0	331.0
45°	255.1	183.7	46.2	5.3	0.2	0.0	77.3	408.3
50°	195.0	125.3	16.9	0.3	0.5	0.0	72.0	480.4
55°	109.8	69.0	3.4	0.0	0.1	0.0	52.0	532.3
60°	54.8	29.6	0.1	0.0	0.1	0.5	30.6	562.9
65°	25.0	11.1	0.0	0.3	0.0	0.0	14.0	576.9
70°	4.6	2.7	0.0	0.0	0.1	0.0	5.3	582.2
75°	0.4	0.8	0.0	0.0	0.0	0.0	1.8	584.0
80°	0.0	0.2	0.0	0.0	0.0	0.0	0.6	584.6
85°	0.0	0.0	0.0	0.0	0.0	0.0	0.1	584.7
90°	0.2	0.2	0.2	0.2	0.2	0.2	0.1	584.8
95°	2.8	2.8	2.8	2.8	2.8	2.8	1.5	586.4
100°	10.0	10.2	10.2	10.2	10.3	10.3	5.5	591.9
105°	20.7	20.7	20.7	20.8	20.7	20.6	11.0	602.8
110°	32.6	32.3	32.4	32.3	32.3	32.6	16.7	619.5
115°	45.6	45.1	45.1	45.2	45.4	45.3	22.5	642.0
120°	59.8	59.9	59.7	59.8	60.0	60.1	28.4	670.4
125°	73.4	73.3	73.8	72.7	73.2	73.7	32.9	703.3
130°	85.6	85.2	84.3	85.4	84.9	83.6	35.7	739.0
135°	98.8	98.6	98.5	98.3	98.6	98.3	38.2	777.1
140°	108.2	108.3	108.2	108.8	108.8	109.4	38.3	815.4
145°	106.5	105.7	106.5	106.4	107.3	105.9	33.4	848.8
150°	105.9	106.5	105.3	106.2	106.6	106.5	29.1	877.9
155°	118.1	117.2	118.6	117.5	117.5	116.3	27.3	905.2
160°	178.2	179.2	179.0	179.5	179.6	179.3	33.5	938.7
165°	454.6	360.6	194.8	356.9	447.6	455.6	53.6	992.3
170°	126.4	22.8	0.0	22.1	125.4	183.5	7.7	1000.0
175°	0.0	0.0	0.0	0.0	0.0	0.0	0.0	1000.0
180°	0.0	0.0	0.0	0.0	0.0	0.0	0.0	1000.0

Photometric test report

Family Mirrortec® LED	Order number: 5NW14093QA + 5XA7682G2H2AC EAN: 4039806568441 + 4058352223710	LP number 58021_10
---------------------------------	--	------------------------------

siteco

UGR-Table		Standard room									
Room dimensions		View crosswise (C0)					View endwise (C90)				
x	y										
2H	2H	23.3	24.3	24.1	25.1	26.2	21.3	22.2	22.1	23.1	24.1
	3H	23.9	24.8	24.6	25.6	26.5	21.8	22.8	22.6	23.6	24.5
	4H	23.0	23.8	23.8	24.7	25.8	20.9	21.7	21.8	22.6	23.7
	6H	22.9	23.7	23.8	24.6	25.7	20.9	21.7	21.8	22.5	23.7
	8H	22.7	23.4	23.6	24.3	25.5	20.7	21.4	21.6	22.3	23.5
	12H	22.8	23.4	23.7	24.3	25.5	20.8	21.4	21.7	22.3	23.4
4H	2H	23.9	24.7	24.8	25.6	26.7	21.8	22.6	22.6	23.5	24.6
	3H	23.8	24.4	24.7	25.3	26.5	21.6	22.3	22.5	23.2	24.4
	4H	23.7	24.2	24.6	25.2	26.3	21.5	22.1	22.4	23.0	24.2
	6H	23.6	24.1	24.6	25.1	26.2	21.5	22.0	22.4	22.9	24.1
	8H	23.4	23.9	24.4	24.8	26.0	21.3	21.8	22.3	22.7	23.9
	12H	23.5	23.9	24.4	24.8	26.0	21.4	21.8	22.3	22.7	23.9
8H	4H	23.5	24.0	24.5	24.9	26.1	21.4	21.8	22.3	22.8	24.0
	6H	23.4	23.8	24.4	24.7	26.0	21.3	21.6	22.2	22.6	23.8
	8H	23.3	23.7	24.3	24.6	25.9	21.2	21.5	22.2	22.5	23.7
	12H	23.4	23.7	24.4	24.6	25.9	21.3	21.5	22.2	22.5	23.7
12H	4H	23.6	24.0	24.5	24.9	26.1	21.4	21.8	22.4	22.8	24.0
	6H	23.5	23.8	24.4	24.7	26.0	21.3	21.7	22.3	22.6	23.8
	8H	23.4	23.7	24.4	24.7	25.9	21.3	21.6	22.3	22.5	23.8

Luminance table		Max. for $\gamma \geq 65^\circ$											
		Photometric dimensions in mm: L = 600 B = 600											
C-planes	0°	15° 345°	30° 330°	45° 315°	60° 300°	75° 285°	90° 270°	105° 255°	120° 240°	135° 225°	150° 210°	165° 195°	180°
γ	Luminance in cd/m ²												
45°	36853.7	38315.4	45109.1	45414.6	41210.9	33372.4	30613.5	33826.8	24369.1	6121.3	702.4	21.7	0.0
50°	31123.2	35121.2	47210.9	56265.7	42684.9	28456.6	25618.5	28445.4	18282.9	2470.4	40.6	67.5	0.0
55°	21776.4	25710.7	38846.6	51376.3	33723.3	19793.5	16961.0	17958.8	11274.6	553.3	0.0	23.9	0.0
60°	10906.4	13495.9	26216.3	41489.7	23271.1	11398.3	7656.0	10286.7	5554.1	15.2	0.0	13.7	94.7
65°	3231.0	5870.7	15140.3	25191.3	11808.7	4975.8	2578.7	5555.9	2463.1	0.0	57.7	5.1	0.0
70°	467.8	1322.4	5765.3	16720.5	5798.0	1173.8	670.9	1249.5	742.8	0.0	0.0	20.0	0.0
75°	0.0	13.8	2397.9	9437.6	2146.4	98.2	0.0	132.6	284.1	0.0	8.3	0.0	0.0
80°	0.0	0.0	1039.0	5068.3	796.0	0.0	0.0	0.0	81.5	0.0	0.0	0.0	0.0
85°	0.0	0.0	204.4	2729.8	347.5	0.0	0.0	0.0	43.0	0.0	0.0	0.0	0.0

Photometric test report

Family Mirrortec® LED	Order number: 5NW14093QA + 5XA7682G2H2AC EAN: 4039806568441 + 4058352223710	LP number 58021_10
---------------------------------	--	------------------------------

Luminance values in cd/m² γ 65° γ 70° γ 75° γ 80° γ 85° **siteco**

