



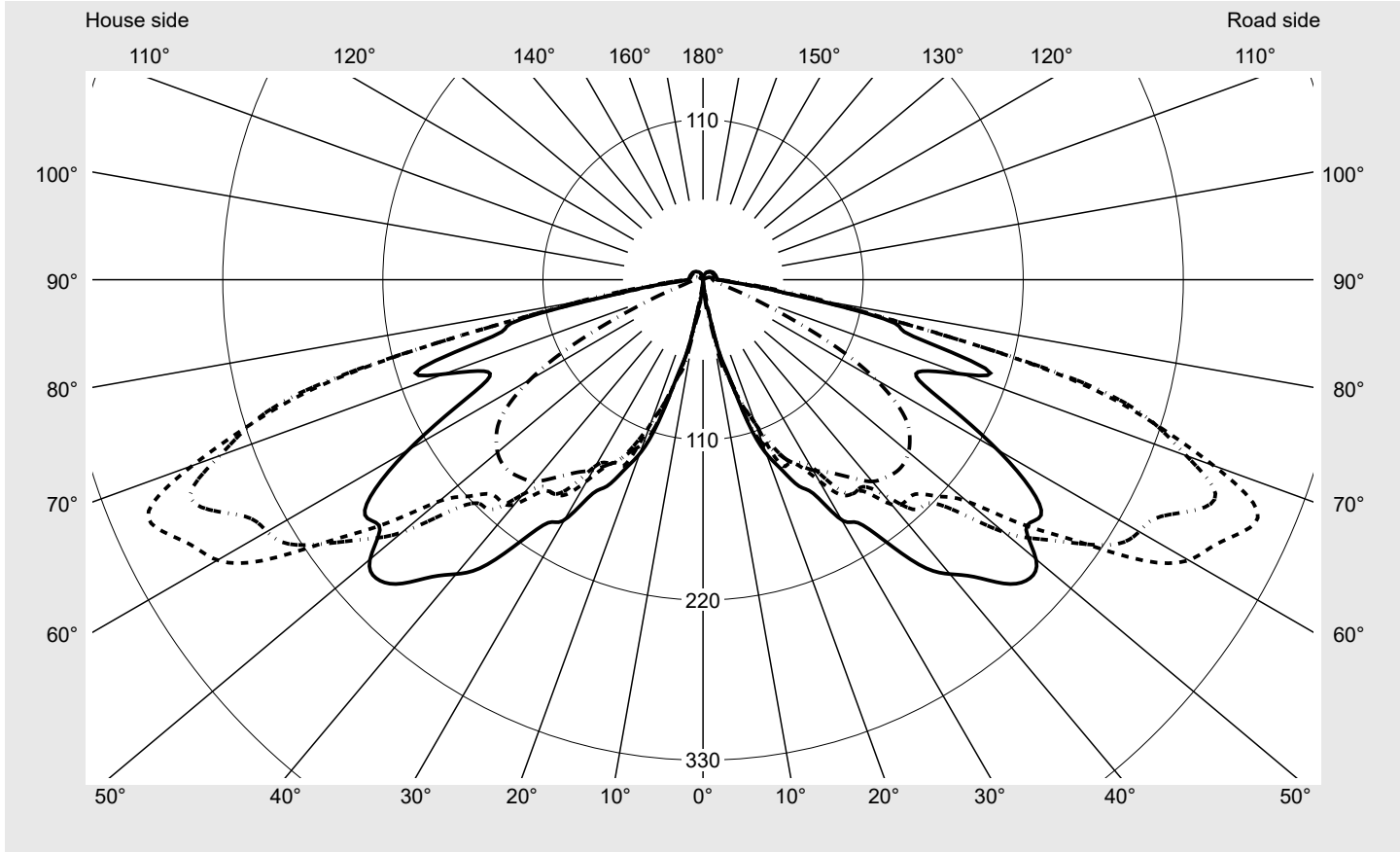
Photometric test report

Family CITY-LIGHT 400 LED	Order number: 5XA5305JF14H EAN: 4058352636398	LP number 57137_50
	Version post-top- or mounting to wall arm Optic symmetric, wide distribution (PL1.2s) Cover cover transparent, PMMA Lamps LED 3000 K CRI ≥ 70 Controlgear ECG SITECO iQ Rated values Net luminous flux = 4740 lm Power consumption = 19.3 W Luminous efficacy = 245.6 lm/W	serial documentation 24.02.2023





Luminous intensity in cd/klm C180-0 C205-25 C210-30 C270-90 **Imax: 412 cd/klm**



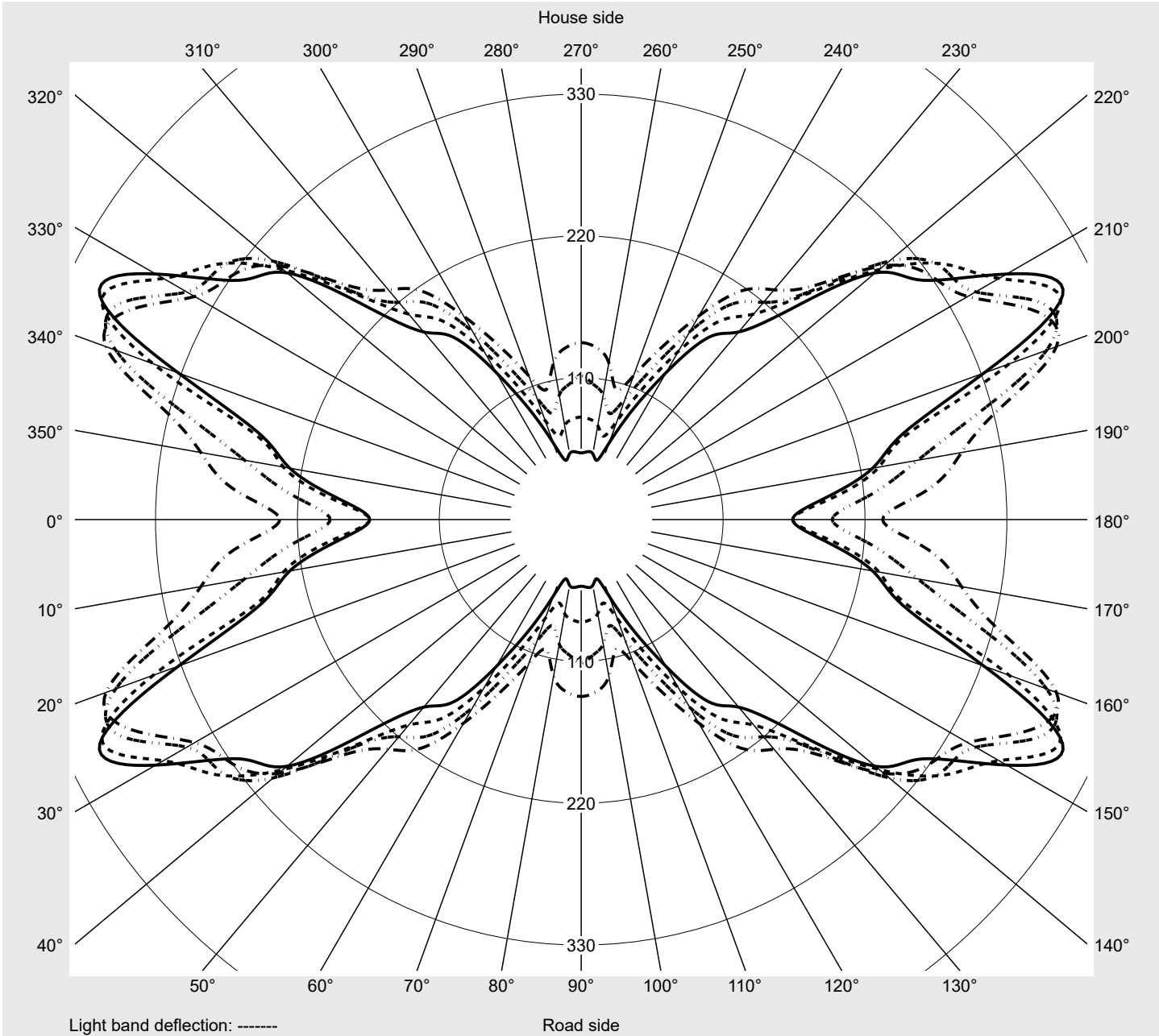
Luminaire output ratios	
Eta	100.0%
Eta 0° - 90°	95.7%
Eta 90° - 180°	4.3%
Measurement conditions	
DIN EN 13032 and DIN 5032	

Luminous intensity class acc. to EN13201-2	
Class:	G3
Imax 70°	373.5
Imax 80°	89.1
Imax 90°	10.5
Imax >90°	9.8
Imax >95°	9.4

Photometric test report

Family CITY-LIGHT 400 LED	Order number: 5XA5305JF14H EAN: 4058352636398	LP number 57137_50
--	--	-------------------------------------

Envelope curve in cd/klm **KMK 67.5°** **KMK 65°** **KMK 62.5°** **KMK 60°** **siteco**



Photometric test report

Family CITY-LIGHT 400 LED	Order number: 5XA5305JF14H EAN: 4058352636398	LP number 57137_50
Table of values for luminous intensities		Maximum luminous intensity
		siteco


C-planes	0° 180°	5°	10°	15°	20°	25°	30°	35°	40°	45°
		175° 185° 355°	170° 190° 350°	165° 195° 345°	160° 200° 340°	155° 205° 335°	150° 210° 330°	145° 215° 325°	140° 220° 320°	135° 225° 315°
Luminous intensity in cd/klm										
γ										
0,0°	1.8	1.8	1.8	1.8	1.8	1.8	1.8	1.8	1.8	1.8
2,5°	1.6	1.6	1.6	1.6	1.6	1.7	1.8	2.0	2.0	2.1
5,0°	3.7	3.8	3.8	3.8	4.1	4.3	4.6	4.6	4.9	5.4
7,5°	16.8	15.1	13.9	11.7	9.6	8.2	7.6	7.4	8.1	9.4
10,0°	23.9	24.6	25.0	26.2	25.1	22.6	19.7	20.0	23.0	26.6
12,5°	50.9	46.4	46.8	46.8	45.2	51.7	51.5	51.2	46.5	43.4
15,0°	68.7	57.0	68.0	68.3	70.4	71.1	70.4	68.1	67.6	67.4
17,5°	103.4	89.4	90.2	84.7	88.1	91.2	89.2	85.9	84.8	81.8
20,0°	127.2	117.4	119.9	117.7	113.5	105.4	105.6	95.7	95.2	96.9
22,5°	141.3	136.0	150.3	147.3	146.5	135.8	122.7	113.2	102.2	96.5
25,0°	156.6	147.9	140.6	138.4	146.5	139.2	136.6	129.2	113.2	106.9
27,5°	166.6	162.5	158.9	150.9	151.3	144.5	141.9	138.6	133.6	123.1
30,0°	190.5	184.5	179.4	169.2	172.1	159.4	147.6	141.4	137.7	141.0
32,5°	197.9	193.0	189.2	185.3	185.1	174.9	168.4	155.2	154.8	162.3
35,0°	220.4	217.7	205.2	189.8	187.3	179.2	179.5	179.0	182.2	179.3
37,5°	248.6	242.9	228.2	209.5	205.1	183.8	179.4	194.0	205.2	200.4
40,0°	263.9	250.5	234.3	220.2	225.7	201.5	192.3	200.7	217.6	221.1
42,5°	277.0	267.0	248.5	232.8	229.2	206.2	214.1	223.1	224.0	232.8
45,0°	295.4	289.6	274.7	249.2	237.9	208.0	217.4	239.7	248.7	241.1
47,5°	304.0	302.2	305.5	281.0	254.1	220.4	234.6	252.3	261.5	253.8
50,0°	298.7	307.9	335.2	300.9	274.5	236.7	269.9	276.2	266.7	258.0
52,5°	279.9	302.2	335.4	316.4	297.8	275.5	292.8	299.1	275.0	256.2
55,0°	283.2	302.1	319.1	330.8	330.3	312.6	316.0	310.5	288.1	258.2
57,5°	266.8	303.4	320.4	340.8	367.5	359.1	337.7	318.1	295.3	260.4
60,0°	233.7	270.4	299.4	337.1	392.0	385.3	346.0	330.2	306.2	257.1
62,5°	194.6	226.1	265.0	318.5	384.0	395.6	353.1	341.2	311.8	249.9
65,0°	164.0	196.1	234.4	265.0	353.1	409.4	374.0	345.1	301.7	247.4
67,5°	164.0	189.4	229.4	258.6	332.2	411.8	380.9	323.5	297.7	231.9
70,0°	189.5	207.3	242.0	265.8	314.2	373.5	353.4	301.5	260.7	208.3
72,5°	204.2	210.6	228.2	252.8	298.5	321.8	323.2	267.8	206.7	169.0
75,0°	148.2	177.3	192.0	214.9	251.7	257.6	264.8	195.8	143.4	122.3
77,5°	132.1	130.1	130.1	148.4	153.1	151.3	149.4	113.1	93.2	84.3
80,0°	72.0	68.2	71.8	89.1	73.6	74.9	87.1	77.3	64.4	47.0
82,5°	40.5	38.6	39.9	53.4	37.6	36.6	48.0	55.0	42.9	30.8
85,0°	19.2	19.3	20.1	23.3	19.7	21.5	27.4	30.1	19.7	15.9
87,5°	13.7	13.8	14.1	14.8	14.4	15.3	16.4	14.8	13.6	11.4
90,0°	10.4	10.5	10.2	10.1	9.9	10.0	9.6	9.1	8.8	8.6
92,5°	9.8	9.7	9.6	9.4	9.3	9.2	9.0	8.9	8.6	8.5
95,0°	9.4	9.5	9.3	9.1	9.1	9.0	8.8	8.6	8.4	8.2
97,5°	9.4	9.4	9.2	9.0	8.9	8.8	8.6	8.6	8.4	8.2
100,0°	9.4	9.3	9.2	9.0	8.9	8.8	8.6	8.5	8.3	8.2
102,5°	9.4	9.2	9.0	8.9	8.8	8.6	8.6	8.4	8.2	8.2
105,0°	9.2	9.1	9.0	8.9	8.7	8.6	8.5	8.3	8.2	8.1
107,5°	9.2	9.1	8.9	8.7	8.6	8.6	8.4	8.2	8.1	8.0
110,0°	9.2	9.0	8.8	8.6	8.5	8.4	8.3	8.2	8.1	7.9

Photometric test report

Family CITY-LIGHT 400 LED	Order number: 5XA5305JF14H EAN: 4058352636398	LP number 57137_50
Table of values for luminous intensities		Maximum luminous intensity
		siteco

C-planes γ	50° 130° 230° 310°	55° 125° 235° 305°	60° 120° 240° 300°	65° 115° 245° 295°	70° 110° 250° 290°	75° 105° 255° 285°	80° 100° 260° 280°	85° 95° 265° 275°	90° 270°	Phi-zone	Total Phi-zone
	Luminous intensity in cd/klm									Luminous flux in lm/klm	
0,0°	1.8	1.8	1.8	1.8	1.8	1.8	1.8	1.8	1.8	0.0	0.0
2,5°	2.2	2.4	2.4	2.4	2.4	2.4	2.2	2.2	2.2	0.0	0.0
5,0°	5.9	6.4	7.0	7.3	7.6	7.9	7.9	8.0	8.0	0.1	0.2
7,5°	11.1	14.3	16.0	17.1	18.7	20.0	21.3	22.5	23.3	0.5	0.7
10,0°	28.9	30.3	31.6	31.0	30.2	30.0	29.7	30.8	32.5	1.3	1.9
12,5°	39.6	39.8	40.3	42.8	46.8	49.4	52.6	56.1	61.1	2.8	4.8
15,0°	71.5	66.2	62.2	60.8	62.0	67.4	71.6	70.9	71.4	4.8	9.5
17,5°	80.6	76.6	76.9	77.3	79.6	87.1	95.1	99.3	101.0	7.1	16.7
20,0°	97.3	95.2	94.8	91.6	90.6	95.2	109.4	116.2	119.6	9.8	26.5
22,5°	99.5	104.4	108.7	104.5	107.4	107.7	120.2	125.9	127.0	12.6	39.1
25,0°	107.3	113.5	118.9	119.0	119.3	119.3	126.0	133.0	136.6	14.8	53.9
27,5°	116.3	118.7	129.9	133.8	133.4	132.9	133.8	141.1	143.7	17.6	71.5
30,0°	138.7	138.7	144.1	148.1	143.9	139.8	141.2	150.0	151.1	20.9	92.4
32,5°	164.6	159.2	155.0	158.5	154.9	147.1	151.4	155.7	156.4	24.5	116.9
35,0°	183.9	186.0	175.6	173.1	166.3	153.6	156.6	162.2	163.6	28.4	145.2
37,5°	197.9	208.0	199.9	187.1	175.3	159.0	166.6	170.8	172.3	32.7	177.9
40,0°	210.6	215.3	213.2	196.7	180.5	165.0	173.3	179.7	180.9	36.4	214.3
42,5°	228.6	221.5	220.8	206.1	182.0	165.7	178.0	183.2	184.6	40.1	254.4
45,0°	239.8	231.5	223.5	212.2	181.2	167.6	179.1	186.0	187.1	43.8	298.2
47,5°	246.6	239.6	225.6	210.3	180.1	165.8	180.9	186.0	187.1	47.7	345.9
50,0°	251.4	241.0	222.6	204.2	173.4	161.7	176.6	183.6	184.4	51.1	397.0
52,5°	252.2	243.5	219.6	193.1	165.2	152.8	171.5	177.8	179.1	53.8	450.8
55,0°	250.7	241.7	212.5	180.1	151.8	141.4	160.0	168.9	171.3	56.2	507.0
57,5°	245.9	234.6	201.8	163.7	135.9	125.1	145.5	153.7	157.2	58.1	565.1
60,0°	232.6	216.5	182.3	147.1	118.6	104.4	123.4	134.0	137.2	57.6	622.7
62,5°	219.9	204.1	168.2	128.3	100.2	85.2	98.0	105.5	111.2	55.5	678.2
65,0°	208.0	188.3	150.5	111.3	81.7	67.0	74.0	78.1	79.5	52.5	730.7
67,5°	189.9	172.7	131.6	93.3	63.1	47.6	51.8	52.7	51.7	50.2	780.9
70,0°	172.3	152.3	112.4	79.0	50.4	30.4	32.4	32.7	33.5	47.2	828.1
72,5°	141.8	125.5	95.2	61.0	41.5	23.0	21.1	20.3	21.3	42.4	870.5
75,0°	117.2	109.1	80.4	45.6	26.3	18.8	15.8	14.5	14.7	34.3	904.8
77,5°	87.0	87.7	64.9	31.9	17.0	13.4	12.7	11.4	11.7	23.1	927.9
80,0°	40.3	41.8	30.0	15.4	12.5	10.5	10.4	9.7	9.8	13.0	940.8
82,5°	21.0	16.2	13.5	11.4	10.3	9.3	8.6	8.4	8.2	7.6	948.5
85,0°	11.3	10.6	10.0	9.5	8.8	8.2	8.0	7.7	7.4	4.3	952.8
87,5°	9.6	9.1	8.7	8.3	7.8	7.6	7.5	7.2	7.2	3.1	955.9
90,0°	8.3	8.1	7.8	7.7	7.4	7.2	7.1	6.7	6.7	2.4	958.3
92,5°	8.2	7.9	7.7	7.5	7.4	7.1	7.0	6.6	6.5	2.3	960.5
95,0°	8.1	7.8	7.7	7.4	7.2	7.1	6.7	6.5	6.7	2.2	962.8
97,5°	8.0	7.7	7.5	7.4	7.3	7.1	6.8	6.6	6.3	2.2	965.0
100,0°	8.0	7.8	7.5	7.4	7.3	7.1	6.7	6.5	6.5	2.2	967.1
102,5°	8.0	7.6	7.5	7.4	7.2	7.0	6.7	6.5	6.3	2.1	969.3
105,0°	7.8	7.6	7.4	7.4	7.1	7.0	6.7	6.3	5.5	2.1	971.3
107,5°	7.8	7.5	7.4	7.3	7.1	7.0	6.7	6.2	5.1	2.0	973.4
110,0°	7.7	7.5	7.4	7.3	7.0	6.8	6.6	6.0	4.7	2.0	975.4

Photometric test report

Family CITY-LIGHT 400 LED	Order number: 5XA5305JF14H EAN: 4058352636398	LP number 57137_50
Table of values for luminous intensities		
Maximum luminous intensity		

C-planes	0° 180°	5°	10°	15°	20°	25°	30°	35°	40°	45°
		175° 185° 355°	170° 190° 350°	165° 195° 345°	160° 200° 340°	155° 205° 335°	150° 210° 330°	145° 215° 325°	140° 220° 320°	135° 225° 315°
γ		Luminous intensity in cd/klm								
112,5°	9.0	8.7	8.6	8.5	8.5	8.4	8.1	8.1	8.0	7.8
115,0°	8.8	8.7	8.6	8.5	8.5	8.2	8.1	8.0	8.0	7.8
117,5°	8.8	8.7	8.6	8.5	8.3	8.2	8.1	7.9	7.9	7.7
120,0°	8.8	8.7	8.6	8.3	8.3	8.1	8.0	7.9	7.8	7.7
122,5°	8.6	8.6	8.4	8.2	8.2	8.1	7.9	7.8	7.8	7.7
125,0°	8.6	8.3	8.2	8.2	8.1	8.0	7.8	7.7	7.7	7.7
127,5°	8.2	8.3	8.2	8.0	8.0	7.8	7.7	7.6	7.6	7.4
130,0°	8.2	8.0	8.0	7.8	7.7	7.7	7.5	7.4	7.4	7.3
132,5°	8.0	7.9	7.8	7.8	7.7	7.6	7.4	7.3	7.3	7.3
135,0°	7.8	7.8	7.7	7.6	7.5	7.4	7.3	7.2	7.1	7.0
137,5°	7.6	7.5	7.5	7.4	7.3	7.2	7.1	7.0	7.0	6.8
140,0°	7.4	7.1	7.1	7.0	6.8	7.0	6.7	6.7	6.6	6.5
142,5°	7.0	7.0	6.8	6.7	6.7	6.6	6.5	6.5	6.5	6.4
145,0°	6.5	6.5	6.5	6.4	6.4	6.5	6.3	6.3	6.2	6.1
147,5°	6.3	6.2	6.3	6.2	6.1	6.1	6.0	6.0	6.0	5.9
150,0°	6.1	6.1	6.0	5.9	5.8	5.8	5.8	5.8	5.7	5.7
165,0°	3.3	3.3	3.3	3.4	3.3	3.3	3.3	3.3	3.3	3.3
180,0°	0.0	0.0	0.0	0.0	0.0	0.0	0.0	0.0	0.0	0.0

C-planes	50°	55°	60°	65°	70°	75°	80°	85°	90° 270°	Phi-zone	Total Phi-zone
	130° 230° 310°	125° 235° 305°	120° 240° 300°	115° 245° 295°	110° 250° 290°	105° 255° 285°	100° 260° 280°	95° 265° 275°			
γ		Luminous intensity in cd/klm								Luminous flux in lm/klm	
112,5°	7.7	7.5	7.4	7.1	7.0	6.6	6.5	5.8	4.3	1.9	977.3
115,0°	7.7	7.4	7.4	7.1	7.0	6.6	6.5	5.2	3.1	1.9	979.2
117,5°	7.6	7.4	7.2	7.0	6.8	6.6	6.5	4.7	2.2	1.8	981.0
120,0°	7.5	7.4	7.3	7.0	6.7	6.6	6.5	4.3	2.2	1.7	982.7
122,5°	7.4	7.3	7.1	7.0	6.7	6.5	6.4	3.9	2.2	1.7	984.4
125,0°	7.4	7.1	7.0	6.8	6.5	6.5	6.2	3.7	2.2	1.6	986.0
127,5°	7.3	7.1	7.0	6.6	6.5	6.4	5.9	3.6	2.2	1.5	987.5
130,0°	7.1	7.0	6.7	6.6	6.5	6.2	5.5	3.4	2.2	1.4	988.9
132,5°	7.0	7.0	6.6	6.5	6.5	6.1	5.2	3.4	2.2	1.4	990.3
135,0°	6.8	6.6	6.5	6.4	6.1	6.1	4.8	3.2	2.2	1.3	991.6
137,5°	6.6	6.5	6.4	6.2	6.1	5.7	4.5	3.1	2.2	1.2	992.7
140,0°	6.5	6.2	6.1	6.0	5.7	5.4	4.2	3.0	2.2	1.1	993.8
142,5°	6.2	6.1	5.9	5.7	5.7	5.0	4.0	3.0	2.2	1.0	994.8
145,0°	6.1	5.9	5.7	5.7	5.6	4.7	3.7	2.9	2.2	0.9	995.7
147,5°	5.7	5.7	5.6	5.5	5.2	4.3	3.7	2.9	2.0	0.8	996.5
150,0°	5.7	5.4	5.4	5.3	4.8	4.0	3.6	2.8	2.2	2.3	998.7
165,0°	3.3	2.9	2.9	2.6	2.5	2.1	2.0	1.9	1.8	1.2	1000.0
180,0°	0.0	0.0	0.0	0.0	0.0	0.0	0.0	0.0	0.0	0.0	1000.0

Photometric test report

Family CITY-LIGHT 400 LED	Order number: 5XA5305JF14H EAN: 4058352636398	LP number 57137_50
-------------------------------------	--	------------------------------

Dimming levels table	environmental temperature: 25°C	siteco
-----------------------------	---------------------------------	---------------

Luminous flux %	Dimming level linear	Dimming level logarithmic	Luminous flux [lm]	Power consumption [W]	Power consumption [W]	Power consumption [W]
				start of lifetime	end of lifetime	average
100	254	254	4740	19.3	20.6	20.0
95	241	252	4497	18.3	19.4	18.8
90	229	250	4273	17.3	18.4	17.8
85	216	248	4031	16.3	17.3	16.8
80	203	246	3788	15.2	16.2	15.7
75	190	243	3546	14.2	15.1	14.6
70	178	241	3322	13.3	14.1	13.7
65	165	238	3079	12.4	13.2	12.8
60	152	235	2837	11.4	12.1	11.8
55	140	232	2613	10.5	11.2	10.8
50	127	229	2370	9.6	10.1	9.8
45	114	225	2127	8.7	9.2	9.0
40	102	221	1903	7.9	8.3	8.1
35	89	216	1661	7.1	7.4	7.2
30	76	210	1418	6.2	6.5	6.4
25	63	203	1176	5.4	5.6	5.5
20	51	195	952	4.6	4.8	4.7
17	44	190	821	4.1	4.3	4.2