
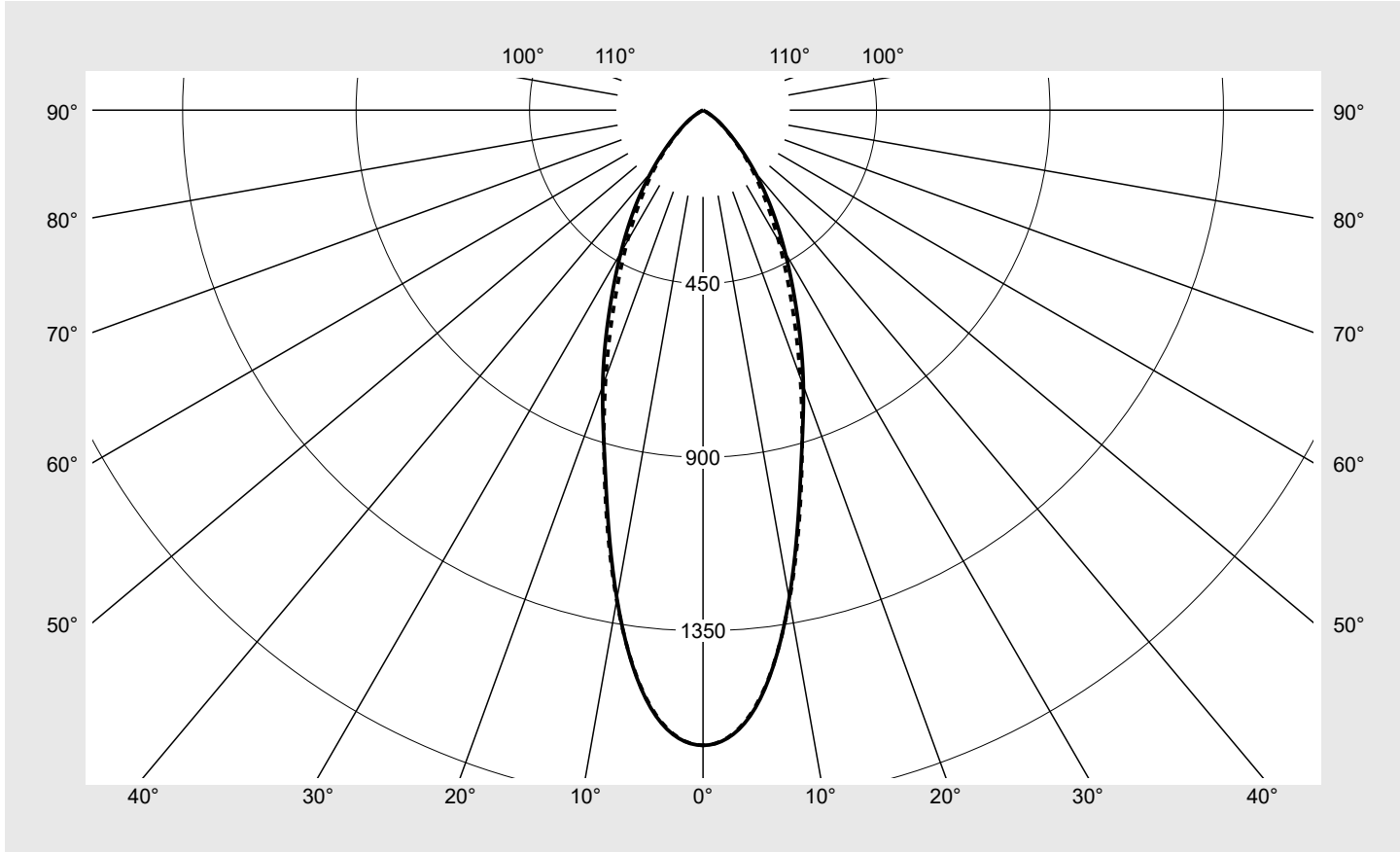


# Photometric test report

<b>Family</b> <b>Silica® 21</b>	<b>Order number: 51MX11DC3AWB</b> <b>EAN: 4058352907191</b>	<b>LP number</b> <b>59268_97</b>
	<b>Version</b> recessed luminaire, reflector, black, direct distribution, narrow distribution, UGR≤19 (L65≤3000cd/m²)	<b>serial documentation</b> <b>02.08.2023</b>
	<b>Lamps</b> LED 3000 K   CRI ≥ 80 <b>Controlgear</b> ECG-DALI <b>Rated values</b> Net luminous flux = 10800 lm Power consumption = 69.3 W Luminous efficacy = 155.8 lm/W	

**Luminous intensity in cd/klm**    **C180-0**    **C270-90**    **Imax: 1647 cd/klm**



Classifications	
DIN 5040	A 7 0
CIE	N1=87 N2=99 N3=100 N4=100 N5=100

Luminaire light output ratios	
$\eta_{LB}$	100.0%
$\phi_u$	100.0%
$\phi_o$	0.0%

**Measurement conditions**  
 DIN EN 13032 and DIN 5032

## Photometric test report

<b>Family</b> <b>Silica® 21</b>	<b>Order number: 51MX11DC3AWB</b> <b>EAN: 4058352907191</b>	<b>LP number</b> <b>59268_97</b>
<b>Table of values for luminous intensities</b>		<b>Maximum luminous intensity</b>
		<b>siteco</b>

C-planes γ	0° 180°	15°	30°	45°	60°	75°	90° 270°	Phi-zone	Total Phi-zone
		165° 195° 345°	150° 210° 330°	135° 225° 315°	120° 240° 300°	105° 255° 285°			
Luminous intensity in cd/klm								Luminous flux in lm/klm	
0°	1647.1	1647.1	1647.1	1647.1	1647.1	1647.1	1647.1	9.9	9.9
5°	1556.0	1552.2	1545.4	1552.7	1555.3	1549.6	1552.8	74.1	84.0
10°	1286.3	1288.4	1295.0	1311.1	1307.0	1291.2	1290.4	123.4	207.4
15°	978.4	985.5	998.6	1011.3	1007.8	991.2	986.9	141.3	348.7
20°	761.0	758.1	743.8	731.7	736.2	737.5	737.7	139.2	488.0
25°	575.0	565.5	534.1	513.6	528.8	542.8	539.9	125.2	613.2
30°	426.0	419.2	386.1	366.4	385.1	401.9	392.9	108.2	721.3
35°	308.0	307.0	281.1	264.9	280.7	295.5	280.0	90.3	811.6
40°	209.2	211.1	196.7	188.3	198.2	205.5	193.0	70.5	882.1
45°	130.5	131.9	127.1	124.8	130.2	130.3	123.1	49.8	932.0
50°	76.5	78.3	78.7	78.6	80.6	77.5	73.2	32.8	964.8
55°	42.1	44.0	46.1	47.2	47.6	43.6	40.6	20.2	985.0
60°	13.4	16.3	24.8	26.9	25.6	18.0	14.5	9.9	994.9
65°	4.2	5.2	7.6	13.7	8.3	5.3	4.6	3.7	998.6
70°	1.7	1.8	1.5	2.7	1.9	2.1	2.2	1.0	999.6
75°	0.3	0.5	0.5	0.6	0.6	0.6	0.4	0.3	999.9
80°	0.1	0.1	0.1	0.1	0.2	0.2	0.2	0.1	999.9
85°	0.1	0.1	0.1	0.1	0.1	0.2	0.2	0.1	1000.0
90°	0.0	0.0	0.0	0.0	0.0	0.0	0.0	0.0	1000.0
95°	0.0	0.0	0.0	0.0	0.0	0.0	0.0	0.0	1000.0
100°	0.0	0.0	0.0	0.0	0.0	0.0	0.0	0.0	1000.0
105°	0.0	0.0	0.0	0.0	0.0	0.0	0.0	0.0	1000.0
110°	0.0	0.0	0.0	0.0	0.0	0.0	0.0	0.0	1000.0
115°	0.0	0.0	0.0	0.0	0.0	0.0	0.0	0.0	1000.0
120°	0.0	0.0	0.0	0.0	0.0	0.0	0.0	0.0	1000.0
125°	0.0	0.0	0.0	0.0	0.0	0.0	0.0	0.0	1000.0
130°	0.0	0.0	0.0	0.0	0.0	0.0	0.0	0.0	1000.0
135°	0.0	0.0	0.0	0.0	0.0	0.0	0.0	0.0	1000.0
140°	0.0	0.0	0.0	0.0	0.0	0.0	0.0	0.0	1000.0
145°	0.0	0.0	0.0	0.0	0.0	0.0	0.0	0.0	1000.0
150°	0.0	0.0	0.0	0.0	0.0	0.0	0.0	0.0	1000.0
155°	0.0	0.0	0.0	0.0	0.0	0.0	0.0	0.0	1000.0
160°	0.0	0.0	0.0	0.0	0.0	0.0	0.0	0.0	1000.0
165°	0.0	0.0	0.0	0.0	0.0	0.0	0.0	0.0	1000.0
170°	0.0	0.0	0.0	0.0	0.0	0.0	0.0	0.0	1000.0
175°	0.0	0.0	0.0	0.0	0.0	0.0	0.0	0.0	1000.0
180°	0.0	0.0	0.0	0.0	0.0	0.0	0.0	0.0	1000.0

## Photometric test report

Family <b>Silica® 21</b>	Order number: <b>51MX11DC3AWB</b> EAN: <b>4058352907191</b>	LP number <b>59268_97</b>
-----------------------------	--	------------------------------

<b>UGR-Table</b>	<b>Standard room</b>	<b>siteco</b>
------------------	----------------------	---------------

Reflection factor of ceiling	0.7	0.7	0.5	0.5	0.3	0.7	0.7	0.5	0.5	0.3	
Reflection factor of walls	0.5	0.3	0.5	0.3	0.3	0.5	0.3	0.5	0.3	0.3	
Reflection factor of floor	0.2	0.2	0.2	0.2	0.2	0.2	0.2	0.2	0.2	0.2	
Room dimensions	View crosswise (C0)					View endwise (C90)					
x	y										
2H	2H	17.1	18.3	17.5	18.6	18.9	17.0	18.2	17.4	18.5	18.8
	3H	17.0	18.0	17.3	18.4	18.7	16.9	17.9	17.2	18.3	18.6
	4H	16.9	17.9	17.3	18.2	18.6	16.8	17.8	17.2	18.1	18.5
	6H	16.8	17.7	17.3	18.1	18.5	16.7	17.6	17.2	18.0	18.4
	8H	16.9	17.6	17.3	18.0	18.4	16.8	17.5	17.2	17.9	18.3
	12H	16.9	17.5	17.3	17.9	18.3	16.8	17.4	17.2	17.8	18.2
4H	2H	17.0	18.0	17.4	18.4	18.7	16.9	17.9	17.3	18.3	18.6
	3H	16.9	17.7	17.3	18.1	18.5	16.8	17.6	17.2	18.0	18.4
	4H	16.8	17.5	17.2	17.9	18.3	16.7	17.4	17.1	17.8	18.2
	6H	16.7	17.3	17.2	17.7	18.2	16.6	17.2	17.1	17.6	18.1
	8H	16.6	17.2	17.1	17.6	18.1	16.6	17.1	17.0	17.5	18.0
	12H	16.6	17.1	17.1	17.5	18.0	16.5	17.0	17.0	17.4	17.9
8H	4H	16.6	17.2	17.1	17.6	18.1	16.6	17.1	17.0	17.5	18.0
	6H	16.5	17.0	17.0	17.4	18.0	16.4	16.9	16.9	17.3	17.9
	8H	16.5	16.8	17.0	17.3	17.9	16.4	16.8	16.9	17.2	17.8
	12H	16.5	16.7	17.0	17.2	17.8	16.4	16.6	16.9	17.1	17.7
12H	4H	16.6	17.1	17.1	17.5	18.0	16.6	17.0	17.0	17.4	17.9
	6H	16.5	16.8	17.0	17.3	17.9	16.4	16.8	16.9	17.2	17.8
	8H	16.5	16.7	17.0	17.2	17.8	16.4	16.6	16.9	17.1	17.7

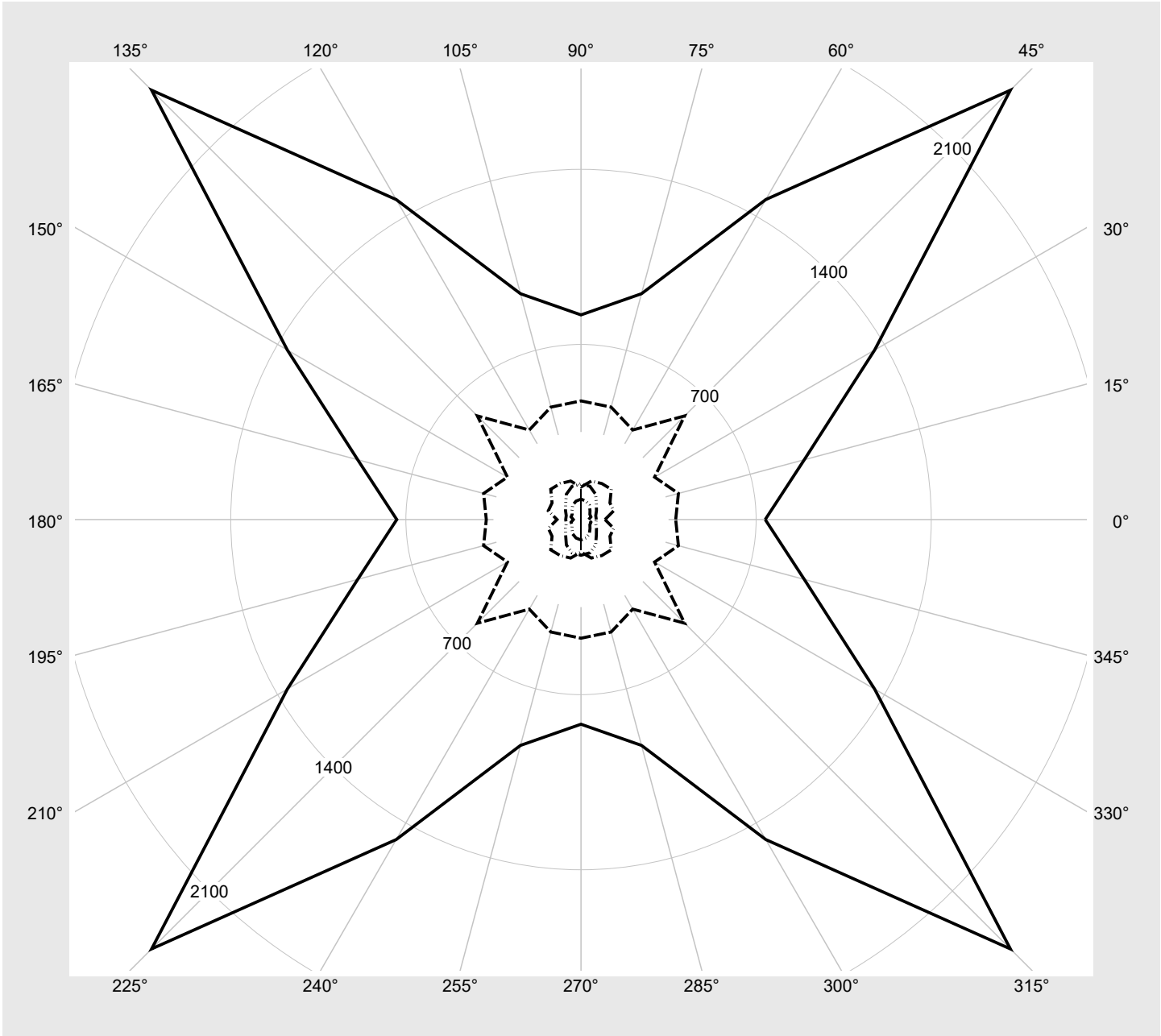
<b>Luminance table</b>	<b>Max. for <math>\gamma \geq 65^\circ</math></b>	<b>Photometric dimensions in mm:</b>	<b>L = 2940</b> <b>B = 49</b>
------------------------	---	--------------------------------------	----------------------------------

C-planes	$\gamma$	Luminance in cd/m <sup>2</sup>							
		0° 180°	15° 165° 195° 345°	30° 150° 210° 330°	45° 135° 225° 315°	60° 120° 240° 300°	75° 105° 255° 285°	90° 270°	
45°		13837.3	13986.0	13475.6	13233.6	13804.1	13819.2	13053.7	
50°		8925.4	9130.3	9184.1	9166.8	9400.7	9037.8	8535.2	
55°		5509.0	5751.6	6021.4	6172.9	6227.0	5700.7	5312.7	
60°		2003.8	2439.0	3713.1	4029.6	3843.3	2697.1	2177.5	
65°		736.4	924.0	1355.3	2427.2	1477.0	934.7	818.1	
70°		378.5	403.1	339.5	585.9	413.4	465.3	474.3	
75°		95.9	135.3	133.5	171.2	166.3	159.3	130.1	
80°		30.7	41.0	41.0	50.9	66.5	76.4	81.6	
85°		61.1	61.1	71.4	86.9	117.0	137.6	142.8	

**Photometric test report**

<b>Family</b> Silica® 21	<b>Order number: 51MX11DC3AWB</b> <b>EAN: 4058352907191</b>	<b>LP number</b> 59268_97
-----------------------------	--	------------------------------

**Luminance values in cd/m<sup>2</sup>**    γ 65°    γ 70°    γ 75°    γ 80°    γ 85°    **siteco**



## Photometric test report

Family <b>Silica® 21</b>	Order number: <b>51MX11DC3AWB</b> EAN: <b>4058352907191</b>	LP number <b>59268_97</b>
-----------------------------	--	------------------------------

<b>Dimming levels table</b>	environmental temperature: 25°C	<b>sITeco</b>
-----------------------------	---------------------------------	---------------

Luminous flux %	Dimming level linear	Dimming level logarithmic	Luminous flux [lm]	Power consumption [W]
100	254	254	10800	69.3
95	240	252	10244	65.5
90	227	250	9721	62.2
85	214	248	9193	58.6
80	200	245	8622	55.0
75	187	243	8088	51.5
70	174	240	7550	48.2
65	161	237	7009	44.7
60	148	234	6461	41.5
55	136	231	5954	38.2
50	123	227	5397	35.0
45	110	223	4840	31.5
40	98	219	4321	28.4
35	86	214	3800	25.3
30	73	208	3231	22.1
25	61	202	2704	19.1
20	49	194	2174	15.9
15	37	183	1638	12.8
10	24	168	1058	9.4
5	12	142	519	5.9
3	8	127	339	4.3