

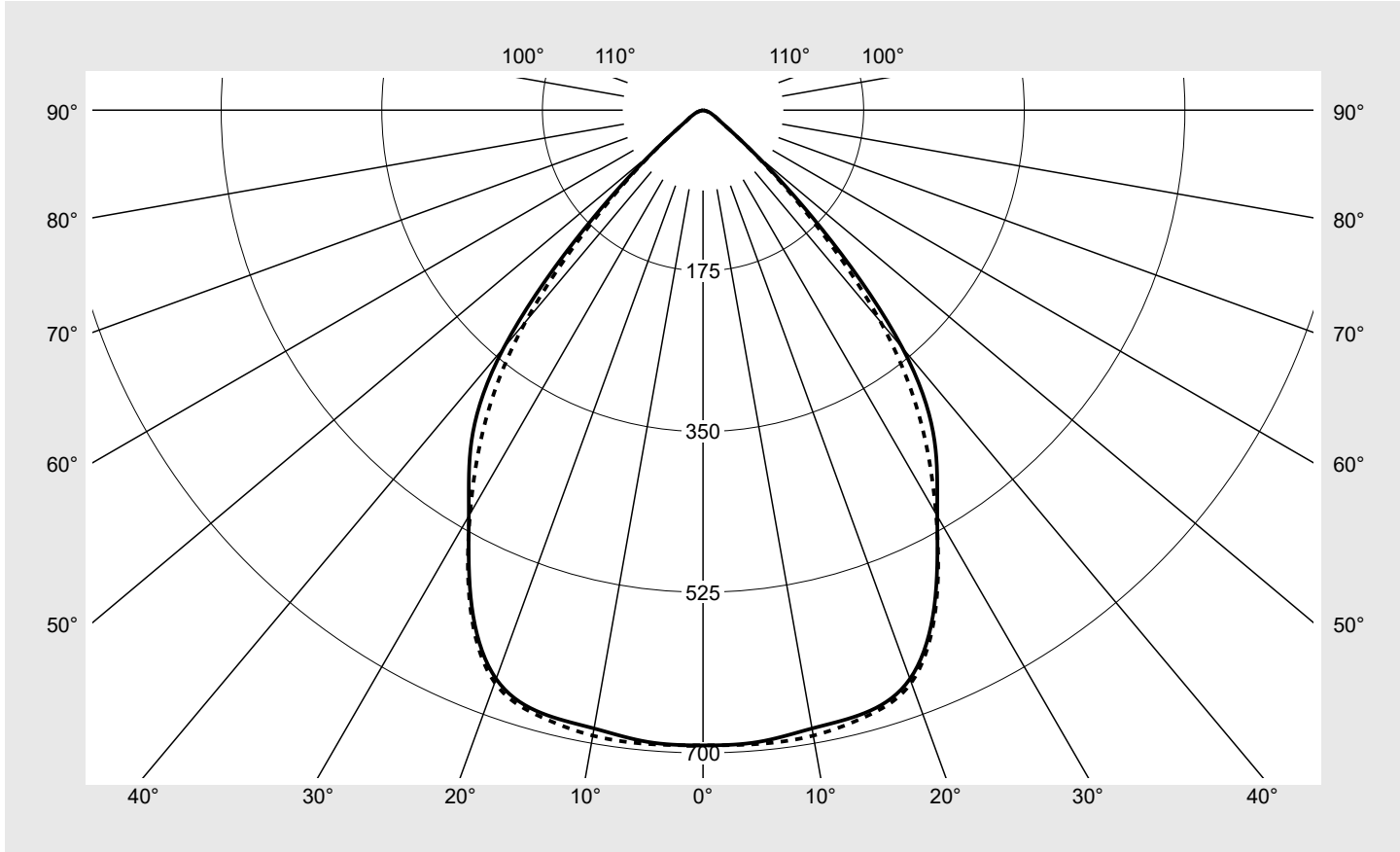


# Photometric test report

<b>Family</b> <b>Silica® 21</b>	<b>Order number: 51MX16DA44WB</b> <b>EAN: 4058352907597</b>	<b>LP number</b> <b>59267_150</b>
	<b>Version</b> recessed luminaire, reflector, white, direct distribution, wide distribution, UGR≤19 (L65≤3000cd/m²)	<b>serial documentation</b> <b>02.08.2023</b>
	<b>Lamps</b> LED 4000 K   CRI ≥ 80 <b>Controlgear</b> ECG-DALI <b>Rated values</b> Net luminous flux = 4320 lm Power consumption = 23.4 W Luminous efficacy = 184.6 lm/W	

**Luminous intensity in cd/klm**    **C180-0**    **C270-90**    **Imax: 693 cd/klm**



Classifications	
DIN 5040	A 6 0
CIE	N1=83 N2=98 N3=100 N4=100 N5=100

Luminaire light output ratios	
$\eta_{LB}$	100.0%
$\phi_u$	100.0%
$\phi_o$	0.0%

**Measurement conditions**  
 DIN EN 13032 and DIN 5032

### Photometric test report

<b>Family</b> Silica® 21	<b>Order number: 51MX16DA44WB</b> <b>EAN: 4058352907597</b>	<b>LP number</b> 59267_150
-----------------------------	--	-------------------------------



**Table of values for luminous intensities**      **Maximum luminous intensity**

C-planes γ	0° 180°	15° 165° 195° 345°	30° 150° 210° 330°	45° 135° 225° 315°	60° 120° 240° 300°	75° 105° 255° 285°	90° 270°	Phi-zone	Total Phi-zone
0°	691.8	691.8	691.8	691.8	691.8	691.8	691.8	4.1	4.1
5°	690.7	689.7	686.1	690.3	692.9	690.5	692.9	33.0	37.1
10°	683.8	683.7	680.0	686.1	689.1	688.2	691.7	65.3	102.4
15°	679.8	682.8	679.6	683.5	685.2	682.6	683.9	96.8	199.2
20°	659.2	666.3	668.8	670.3	667.9	663.4	663.6	124.9	324.1
25°	596.3	606.7	617.7	624.9	617.5	607.1	599.6	141.8	465.9
30°	510.4	519.4	522.0	521.4	520.1	511.7	507.7	141.8	607.7
35°	439.7	447.6	431.3	414.6	422.9	421.6	413.2	134.4	742.1
40°	337.7	347.1	337.5	327.0	327.2	315.0	300.9	115.9	857.9
45°	183.5	191.6	192.8	192.4	185.5	172.4	164.1	71.6	929.5
50°	72.2	76.5	81.6	85.0	79.2	72.7	70.3	32.6	962.2
55°	28.9	31.6	36.0	41.5	36.6	30.9	28.5	15.4	977.5
60°	17.8	18.8	20.5	22.6	20.4	18.4	17.4	9.4	986.9
65°	11.5	12.0	12.6	12.8	12.4	11.7	11.3	6.0	992.9
70°	7.8	8.1	7.5	7.2	7.4	7.8	7.7	3.9	996.9
75°	3.2	3.4	3.7	3.8	3.8	3.6	3.3	1.9	998.8
80°	1.5	1.5	1.5	1.6	1.6	1.6	1.6	0.8	999.6
85°	0.7	0.7	0.7	0.7	0.7	0.8	0.8	0.4	1000.0
90°	0.0	0.0	0.0	0.0	0.0	0.0	0.0	0.0	1000.0
95°	0.0	0.0	0.0	0.0	0.0	0.0	0.0	0.0	1000.0
100°	0.0	0.0	0.0	0.0	0.0	0.0	0.0	0.0	1000.0
105°	0.0	0.0	0.0	0.0	0.0	0.0	0.0	0.0	1000.0
110°	0.0	0.0	0.0	0.0	0.0	0.0	0.0	0.0	1000.0
115°	0.0	0.0	0.0	0.0	0.0	0.0	0.0	0.0	1000.0
120°	0.0	0.0	0.0	0.0	0.0	0.0	0.0	0.0	1000.0
125°	0.0	0.0	0.0	0.0	0.0	0.0	0.0	0.0	1000.0
130°	0.0	0.0	0.0	0.0	0.0	0.0	0.0	0.0	1000.0
135°	0.0	0.0	0.0	0.0	0.0	0.0	0.0	0.0	1000.0
140°	0.0	0.0	0.0	0.0	0.0	0.0	0.0	0.0	1000.0
145°	0.0	0.0	0.0	0.0	0.0	0.0	0.0	0.0	1000.0
150°	0.0	0.0	0.0	0.0	0.0	0.0	0.0	0.0	1000.0
155°	0.0	0.0	0.0	0.0	0.0	0.0	0.0	0.0	1000.0
160°	0.0	0.0	0.0	0.0	0.0	0.0	0.0	0.0	1000.0
165°	0.0	0.0	0.0	0.0	0.0	0.0	0.0	0.0	1000.0
170°	0.0	0.0	0.0	0.0	0.0	0.0	0.0	0.0	1000.0
175°	0.0	0.0	0.0	0.0	0.0	0.0	0.0	0.0	1000.0
180°	0.0	0.0	0.0	0.0	0.0	0.0	0.0	0.0	1000.0

## Photometric test report

Family <b>Silica® 21</b>	Order number: <b>51MX16DA44WB</b> EAN: <b>4058352907597</b>	LP number <b>59267_150</b>
-----------------------------	--	-------------------------------

UGR-Table	Standard room	siteco	
-----------	---------------	--------	--

Reflection factor of ceiling	0.7	0.7	0.5	0.5	0.3	0.7	0.7	0.5	0.5	0.3	
Reflection factor of walls	0.5	0.3	0.5	0.3	0.3	0.5	0.3	0.5	0.3	0.3	
Reflection factor of floor	0.2	0.2	0.2	0.2	0.2	0.2	0.2	0.2	0.2	0.2	
Room dimensions	View crosswise (C0)					View endwise (C90)					
x	y										
2H	2H	19.2	20.5	19.5	20.8	21.1	18.8	20.1	19.2	20.4	20.8
	3H	19.1	20.2	19.5	20.6	20.9	18.7	19.9	19.1	20.2	20.6
	4H	19.0	20.1	19.4	20.4	20.8	18.7	19.8	19.1	20.1	20.5
	6H	19.0	19.9	19.4	20.3	20.7	18.6	19.6	19.1	20.0	20.4
	8H	19.0	19.9	19.5	20.2	20.6	18.7	19.5	19.1	19.9	20.3
	12H	19.0	19.8	19.4	20.2	20.6	18.7	19.4	19.1	19.8	20.2
4H	2H	19.0	20.1	19.4	20.4	20.8	18.7	19.7	19.1	20.1	20.5
	3H	19.0	19.8	19.4	20.2	20.6	18.6	19.5	19.1	19.9	20.3
	4H	18.9	19.7	19.3	20.1	20.5	18.6	19.3	19.0	19.8	20.2
	6H	18.8	19.5	19.3	19.9	20.4	18.5	19.2	19.0	19.6	20.1
	8H	18.8	19.4	19.3	19.8	20.3	18.5	19.1	18.9	19.5	20.0
	12H	18.8	19.3	19.3	19.7	20.2	18.5	19.0	19.0	19.4	19.9
8H	4H	18.8	19.4	19.3	19.8	20.3	18.5	19.1	18.9	19.5	20.0
	6H	18.7	19.2	19.2	19.7	20.2	18.4	18.9	18.9	19.3	19.9
	8H	18.7	19.1	19.2	19.6	20.1	18.3	18.8	18.8	19.3	19.8
	12H	18.6	19.0	19.2	19.5	20.0	18.3	18.7	18.8	19.2	19.7
12H	4H	18.8	19.3	19.3	19.7	20.2	18.5	19.0	19.0	19.4	19.9
	6H	18.7	19.1	19.2	19.6	20.1	18.4	18.8	18.9	19.2	19.8
	8H	18.6	19.0	19.2	19.5	20.0	18.3	18.7	18.8	19.2	19.7

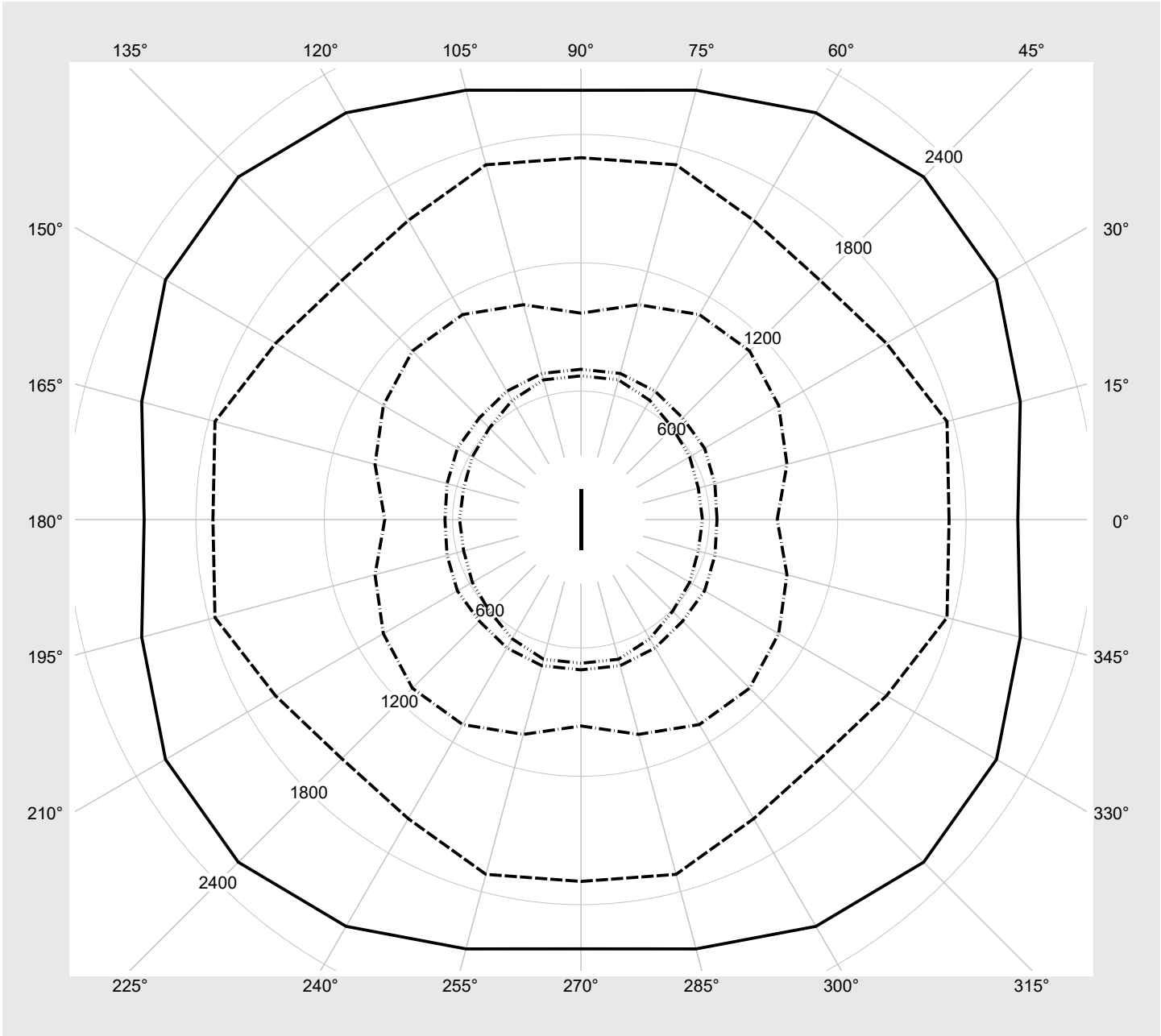
Luminance table	Max. for $\gamma \geq 65^\circ$	Photometric dimensions in mm:	L = 1176 B = 49
-----------------	---------------------------------	-------------------------------	--------------------

C-planes	$\gamma$	Luminance in cd/m <sup>2</sup>							
		0° 180°	15° 165° 195° 345°	30° 150° 210° 330°	45° 135° 225° 315°	60° 120° 240° 300°	75° 105° 255° 285°	90° 270°	
45°		19452.8	20315.3	20437.6	20402.6	19662.5	18275.0	17396.7	
50°		8421.2	8918.7	9514.3	9918.7	9238.0	8480.2	8204.5	
55°		3783.2	4132.5	4709.4	5424.9	4781.9	4042.7	3721.5	
60°		2665.3	2812.8	3074.2	3383.2	3063.4	2762.6	2614.2	
65°		2041.8	2125.7	2242.6	2265.1	2195.7	2077.8	2006.6	
70°		1720.5	1771.1	1648.1	1580.8	1614.6	1716.9	1691.5	
75°		917.1	996.7	1066.8	1114.6	1106.5	1039.6	964.8	
80°		635.9	648.0	667.0	671.8	692.9	707.2	702.4	
85°		567.7	567.7	586.6	605.6	643.4	676.1	671.8	

**Photometric test report**

<b>Family</b> <b>Silica® 21</b>	<b>Order number: 51MX16DA44WB</b> <b>EAN: 4058352907597</b>	<b>LP number</b> <b>59267_150</b>
------------------------------------	--	--------------------------------------

**Luminance values in cd/m<sup>2</sup>**     γ 65°   γ 70°   γ 75°   γ 80°   γ 85°     **siteco**



## Photometric test report

<b>Family</b> Silica® 21	<b>Order number: 51MX16DA44WB</b> <b>EAN: 4058352907597</b>	<b>LP number</b> 59267_150
-----------------------------	--	-------------------------------

<b>Dimming levels table</b>	environmental temperature: 25°C	<b>sITeco</b>
-----------------------------	---------------------------------	---------------

Luminous flux %	Dimming level linear	Dimming level logarithmic	Luminous flux [lm]	Power consumption [W]
100	254	254	4320	23.4
95	241	252	4111	22.2
90	227	250	3883	20.9
85	214	248	3671	19.7
80	201	245	3457	18.5
75	188	243	3242	17.3
70	175	240	3025	16.1
65	162	238	2808	15.0
60	149	234	2587	13.8
55	137	231	2384	12.7
50	124	228	2162	11.5
45	111	224	1939	10.3
40	99	219	1733	9.3
35	86	214	1508	8.2
30	74	209	1299	7.1
25	62	202	1088	6.2
20	49	194	860	5.0
15	37	183	647	4.0
10	25	169	435	3.0
5	13	145	222	1.8
3	9	132	151	1.3