

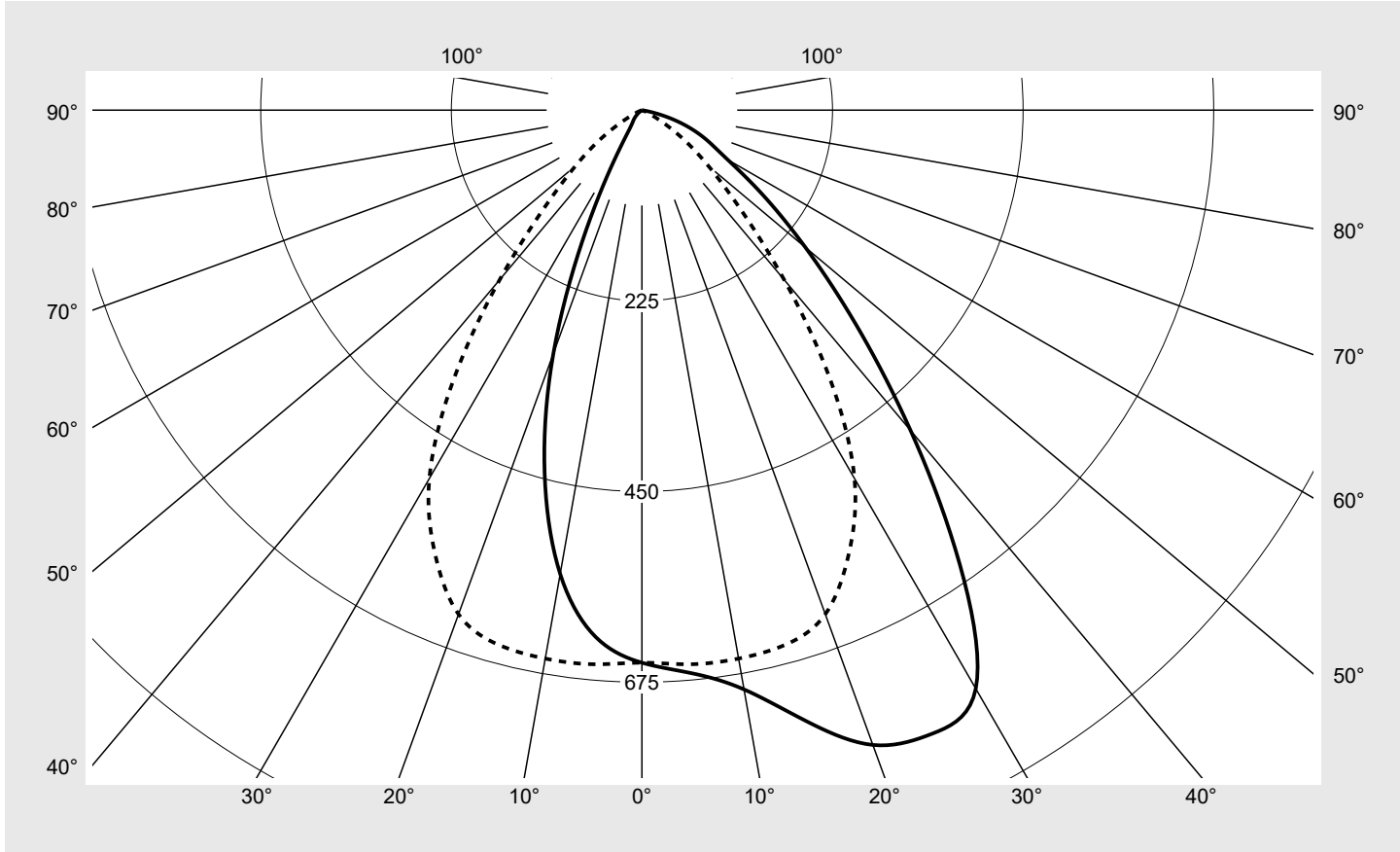


# Photometric test report

<b>Family</b> <b>Silica® 21</b>	<b>Order number: 51MX24DC4ASB</b> <b>EAN: 4058352905562</b>	<b>LP number</b> <b>59270_92</b>
	<b>Version</b> surface-mounted luminaire, reflector, black, direct distribution, asymmetric distribution <b>Lamps</b> LED 4000 K   CRI ≥ 80 <b>Controlgear</b> ECG-DALI	<b>serial documentation</b> <b>02.08.2023</b>
	<b>Rated values</b> Net luminous flux = 10800 lm Power consumption = 73.7 W Luminous efficacy = 146.5 lm/W	

**Luminous intensity in cd/klm** C180-0 C270-90 **Imax: 826 cd/klm**



Classifications	
DIN 5040	A 6 0
CIE	N1=74 N2=94 N3=99 N4=100 N5=100

Luminaire light output ratios	
$\eta_{LB}$	100.0%
$\phi_u$	100.0%
$\phi_o$	0.0%

**Measurement conditions**  
 DIN EN 13032 and DIN 5032

## Photometric test report

<b>Family</b> <b>Silica® 21</b>	<b>Order number: 51MX24DC4ASB</b> <b>EAN: 4058352905562</b>	<b>LP number</b> <b>59270_92</b>
<b>Table of values for luminous intensities</b>		<b>Maximum luminous intensity</b>
<b>sITeco</b>		

C-planes	0°	15° 345°	30° 330°	45° 315°	60° 300°	75° 285°	90° 270°
$\gamma$	Luminous intensity in cd/klm						
0°	652.0	652.0	652.0	652.0	652.0	652.0	652.0
5°	666.9	669.0	664.7	668.1	665.8	658.5	656.3
10°	694.1	699.5	694.9	697.8	687.8	669.7	657.2
15°	745.9	757.8	758.6	751.7	720.3	681.6	653.2
20°	797.2	810.9	815.9	795.0	737.5	674.0	633.0
25°	811.7	825.8	812.3	769.4	703.1	631.1	577.8
30°	788.3	790.4	769.6	695.9	622.5	550.2	501.9
35°	654.2	653.0	648.0	598.2	512.7	433.1	387.1
40°	493.4	503.0	513.6	491.7	407.8	312.4	261.1
45°	356.9	371.2	396.6	382.3	311.7	212.0	163.2
50°	252.0	264.9	292.8	285.3	227.0	141.1	102.4
55°	174.1	185.5	214.4	210.2	168.5	93.5	60.0
60°	116.9	126.6	154.3	157.4	127.4	55.1	26.1
65°	85.8	90.4	106.5	115.9	84.8	29.1	8.4
70°	58.6	65.3	76.1	78.1	49.1	15.0	3.2
75°	29.3	36.5	51.8	37.7	23.5	8.4	1.1
80°	4.9	7.0	15.4	15.1	10.7	3.3	0.5
85°	1.0	1.2	2.3	2.1	0.8	0.3	0.3
90°	0.0	0.0	0.0	0.0	0.0	0.0	0.0
95°	0.0	0.0	0.0	0.0	0.0	0.0	0.0
100°	0.0	0.0	0.0	0.0	0.0	0.0	0.0
105°	0.0	0.0	0.0	0.0	0.0	0.0	0.0
110°	0.0	0.0	0.0	0.0	0.0	0.0	0.0
115°	0.0	0.0	0.0	0.0	0.0	0.0	0.0
120°	0.0	0.0	0.0	0.0	0.0	0.0	0.0
125°	0.0	0.0	0.0	0.0	0.0	0.0	0.0
130°	0.0	0.0	0.0	0.0	0.0	0.0	0.0
135°	0.0	0.0	0.0	0.0	0.0	0.0	0.0
140°	0.0	0.0	0.0	0.0	0.0	0.0	0.0
145°	0.0	0.0	0.0	0.0	0.0	0.0	0.0
150°	0.0	0.0	0.0	0.0	0.0	0.0	0.0
155°	0.0	0.0	0.0	0.0	0.0	0.0	0.0
160°	0.0	0.0	0.0	0.0	0.0	0.0	0.0
165°	0.0	0.0	0.0	0.0	0.0	0.0	0.0
170°	0.0	0.0	0.0	0.0	0.0	0.0	0.0
175°	0.0	0.0	0.0	0.0	0.0	0.0	0.0
180°	0.0	0.0	0.0	0.0	0.0	0.0	0.0

## Photometric test report

Family <b>Silica® 21</b>	Order number: <b>51MX24DC4ASB</b> EAN: <b>4058352905562</b>	LP number <b>59270_92</b>
Table of values for luminous intensities		Maximum luminous intensity
		<b>siteco</b>

C-planes	105° 255°	120° 240°	135° 225°	150° 210°	165° 195°	180°	Phi-zone	Total Phi-zone
$\gamma$	Luminous intensity in cd/klm						Luminous flux in lm/klm	
0°	652.0	652.0	652.0	652.0	652.0	652.0	3.9	3.9
5°	648.8	644.3	634.4	624.8	623.0	624.2	31.1	35.0
10°	640.2	622.4	598.9	573.5	560.8	555.7	61.3	96.3
15°	627.5	590.3	536.8	485.9	456.2	443.8	90.0	186.3
20°	595.4	535.2	448.1	369.0	322.8	305.6	113.9	300.1
25°	535.8	444.7	330.5	240.5	178.2	155.1	126.1	426.3
30°	439.6	334.4	213.1	117.0	65.0	52.1	126.1	552.3
35°	312.5	213.9	111.2	44.6	25.1	21.7	112.1	664.4
40°	197.6	120.2	49.4	22.0	16.7	15.5	92.5	756.9
45°	117.6	62.5	22.8	14.8	11.5	10.5	72.7	829.5
50°	69.7	30.7	13.3	9.8	7.0	5.9	55.0	884.6
55°	38.5	15.6	8.4	6.0	3.7	3.2	40.9	925.5
60°	14.7	7.6	5.1	3.5	2.8	2.3	29.3	954.8
65°	4.9	3.9	3.0	2.5	1.8	1.2	20.5	975.2
70°	1.9	1.9	1.7	1.4	1.0	0.6	13.9	989.2
75°	0.7	0.9	0.9	0.8	0.6	0.5	7.8	997.0
80°	0.4	0.5	0.5	0.5	0.4	0.4	2.6	999.6
85°	0.4	0.4	0.4	0.4	0.3	0.3	0.4	1000.0
90°	0.0	0.0	0.0	0.0	0.0	0.0	0.0	1000.0
95°	0.0	0.0	0.0	0.0	0.0	0.0	0.0	1000.0
100°	0.0	0.0	0.0	0.0	0.0	0.0	0.0	1000.0
105°	0.0	0.0	0.0	0.0	0.0	0.0	0.0	1000.0
110°	0.0	0.0	0.0	0.0	0.0	0.0	0.0	1000.0
115°	0.0	0.0	0.0	0.0	0.0	0.0	0.0	1000.0
120°	0.0	0.0	0.0	0.0	0.0	0.0	0.0	1000.0
125°	0.0	0.0	0.0	0.0	0.0	0.0	0.0	1000.0
130°	0.0	0.0	0.0	0.0	0.0	0.0	0.0	1000.0
135°	0.0	0.0	0.0	0.0	0.0	0.0	0.0	1000.0
140°	0.0	0.0	0.0	0.0	0.0	0.0	0.0	1000.0
145°	0.0	0.0	0.0	0.0	0.0	0.0	0.0	1000.0
150°	0.0	0.0	0.0	0.0	0.0	0.0	0.0	1000.0
155°	0.0	0.0	0.0	0.0	0.0	0.0	0.0	1000.0
160°	0.0	0.0	0.0	0.0	0.0	0.0	0.0	1000.0
165°	0.0	0.0	0.0	0.0	0.0	0.0	0.0	1000.0
170°	0.0	0.0	0.0	0.0	0.0	0.0	0.0	1000.0
175°	0.0	0.0	0.0	0.0	0.0	0.0	0.0	1000.0
180°	0.0	0.0	0.0	0.0	0.0	0.0	0.0	1000.0

## Photometric test report

<b>Family</b> Silica® 21	<b>Order number: 51MX24DC4ASB</b> <b>EAN: 4058352905562</b>	<b>LP number</b> 59270_92
-----------------------------	--	------------------------------

<b>UGR-Table</b>	<b>Standard room</b>	<b>siteco</b>
------------------	----------------------	---------------

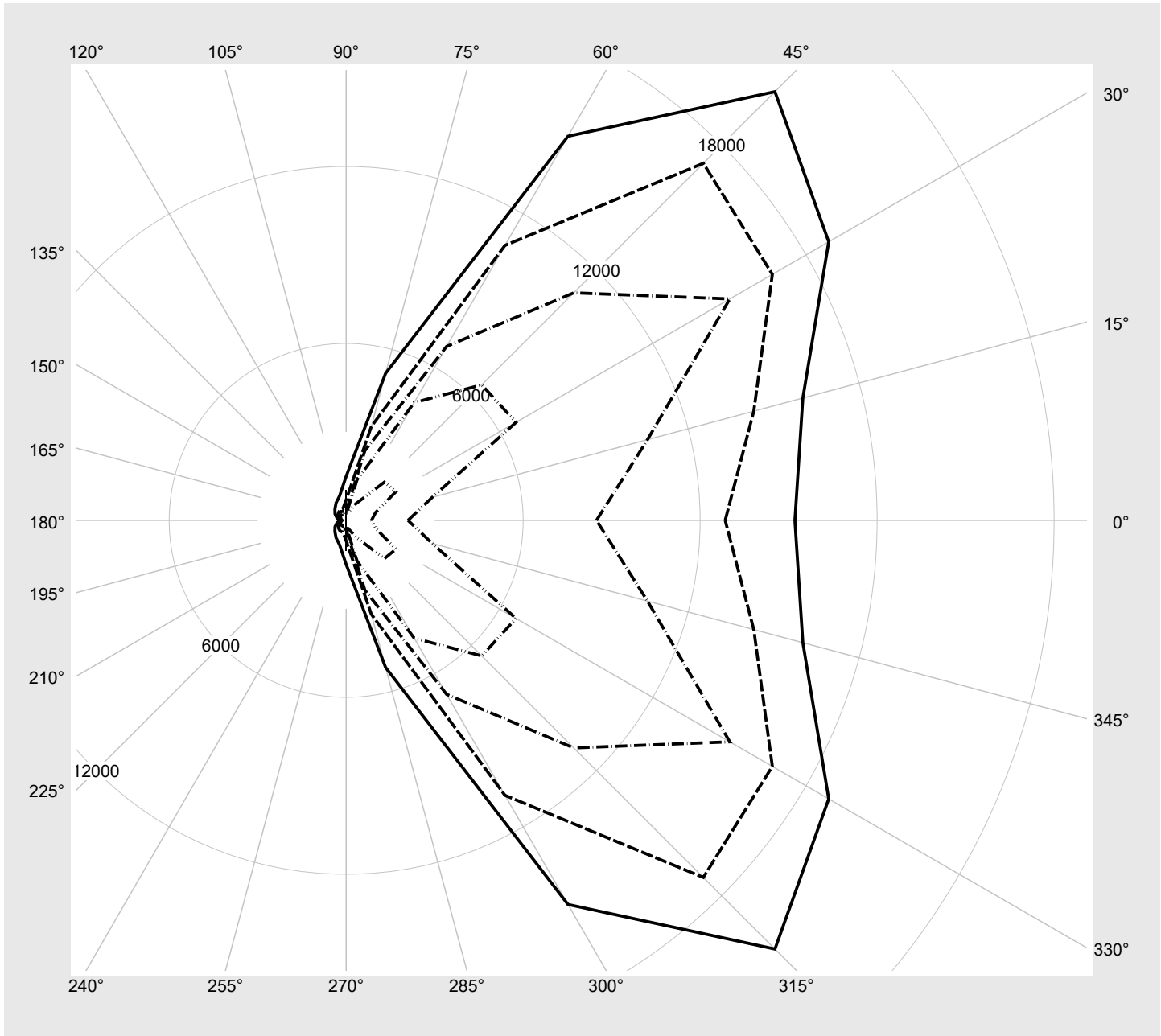
Reflection factor of ceiling	0.7	0.7	0.5	0.5	0.3	0.7	0.7	0.5	0.5	0.3	
Reflection factor of walls	0.5	0.3	0.5	0.3	0.3	0.5	0.3	0.5	0.3	0.3	
Reflection factor of floor	0.2	0.2	0.2	0.2	0.2	0.2	0.2	0.2	0.2	0.2	
Room dimensions	View crosswise (C0)					View endwise (C90)					
x	y										
2H	2H	25.0	26.4	25.4	26.7	27.0	20.4	21.8	20.8	22.1	22.4
	3H	25.5	26.8	25.9	27.1	27.5	20.4	21.6	20.7	21.9	22.3
	4H	25.7	26.8	26.1	27.2	27.5	20.3	21.5	20.7	21.8	22.2
	6H	25.7	26.7	26.1	27.1	27.5	20.2	21.3	20.7	21.7	22.1
	8H	25.6	26.6	26.1	27.0	27.4	20.2	21.2	20.7	21.6	22.0
	12H	25.7	26.5	26.1	26.9	27.3	20.3	21.1	20.7	21.5	21.9
4H	2H	25.4	26.5	25.8	26.9	27.3	21.2	22.4	21.6	22.8	23.1
	3H	26.1	27.1	26.5	27.5	27.9	21.4	22.4	21.8	22.8	23.2
	4H	26.4	27.2	26.8	27.6	28.1	21.4	22.2	21.8	22.7	23.1
	6H	26.4	27.1	26.8	27.5	28.0	21.3	22.1	21.8	22.5	23.0
	8H	26.3	27.0	26.8	27.4	27.9	21.3	22.0	21.8	22.4	22.9
	12H	26.3	26.9	26.8	27.4	27.9	21.3	21.9	21.8	22.3	22.8
8H	4H	26.4	27.1	26.9	27.5	28.0	21.6	22.3	22.1	22.7	23.2
	6H	26.5	27.0	26.9	27.5	28.0	21.6	22.1	22.1	22.6	23.1
	8H	26.4	26.9	26.9	27.4	27.9	21.6	22.0	22.1	22.5	23.1
	12H	26.4	26.8	26.9	27.3	27.8	21.5	21.9	22.1	22.4	23.0
12H	4H	26.4	27.0	26.9	27.4	27.9	21.7	22.2	22.2	22.7	23.2
	6H	26.5	26.9	27.0	27.4	27.9	21.6	22.1	22.1	22.6	23.1
	8H	26.4	26.8	26.9	27.3	27.8	21.6	22.0	22.1	22.5	23.0

<b>Luminance table</b>	Max. for $\gamma \geq 65^\circ$												Photometric dimensions in mm:	L = 2940
													B = 49	
C-planes	0°	15° 345°	30° 330°	45° 315°	60° 300°	75° 285°	90° 270°	105° 255°	120° 240°	135° 225°	150° 210°	165° 195°	180°	
$\gamma$	Luminance in cd/m <sup>2</sup>													
45°	37839.4	39355.2	42043.7	40527.9	33048.7	22474.8	17303.7	12471.6	6626.9	2419.6	1571.7	1222.7	1112.6	
50°	29386.5	30896.8	34153.2	33272.3	26476.2	16458.3	11940.3	8123.8	3582.1	1555.9	1146.8	814.9	682.8	
55°	22760.1	24248.1	28024.4	27469.0	22017.9	12219.3	7847.1	5028.1	2036.2	1094.8	781.0	481.3	412.5	
60°	17526.2	18986.4	23128.3	23597.5	19103.7	8263.5	3917.4	2206.5	1140.6	766.5	529.9	412.6	347.9	
65°	15212.9	16028.7	18890.4	20558.2	15040.6	5161.0	1495.4	861.4	684.4	540.7	437.8	325.3	215.4	
70°	12849.2	14306.8	16684.0	17124.5	10764.8	3293.6	697.7	416.9	416.9	369.6	307.5	221.8	135.9	
75°	8486.1	10576.2	15018.4	10912.3	6809.8	2445.9	320.4	210.9	257.8	246.2	226.5	183.6	148.6	
80°	2096.5	3022.1	6650.3	6498.8	4612.1	1426.9	203.8	192.1	227.1	233.1	221.5	192.1	174.8	
85°	858.4	1032.2	1949.1	1833.0	649.4	289.9	278.7	313.1	348.4	359.6	336.3	289.9	278.7	

# Photometric test report

<b>Family</b> <b>Silica® 21</b>	<b>Order number: 51MX24DC4ASB</b> <b>EAN: 4058352905562</b>	<b>LP number</b> <b>59270_92</b>
------------------------------------	--	-------------------------------------

**Luminance values in cd/m<sup>2</sup>**      γ 65°    γ 70°    γ 75°    γ 80°    γ 85°      **siteco**



## Photometric test report

Family <b>Silica® 21</b>	Order number: <b>51MX24DC4ASB</b> EAN: <b>4058352905562</b>	LP number <b>59270_92</b>
-----------------------------	--	------------------------------

<b>Dimming levels table</b>	environmental temperature: 25°C	<b>sITeco</b>
-----------------------------	---------------------------------	---------------

Luminous flux %	Dimming level linear	Dimming level logarithmic	Luminous flux [lm]	Power consumption [W]
100	254	254	10800	73.7
95	240	252	10245	69.7
90	227	250	9725	66.0
85	214	248	9198	62.4
80	200	245	8625	58.3
75	187	243	8091	54.8
70	174	240	7554	51.1
65	161	237	7011	47.5
60	148	234	6466	43.8
55	136	231	5958	40.5
50	123	227	5401	37.0
45	110	223	4843	33.4
40	98	219	4325	30.0
35	85	214	3759	26.4
30	73	208	3235	23.3
25	61	202	2707	20.0
20	49	194	2176	16.9
15	37	183	1640	13.4
10	24	168	1060	9.8
5	12	142	521	6.1
3	7	122	295	4.1