

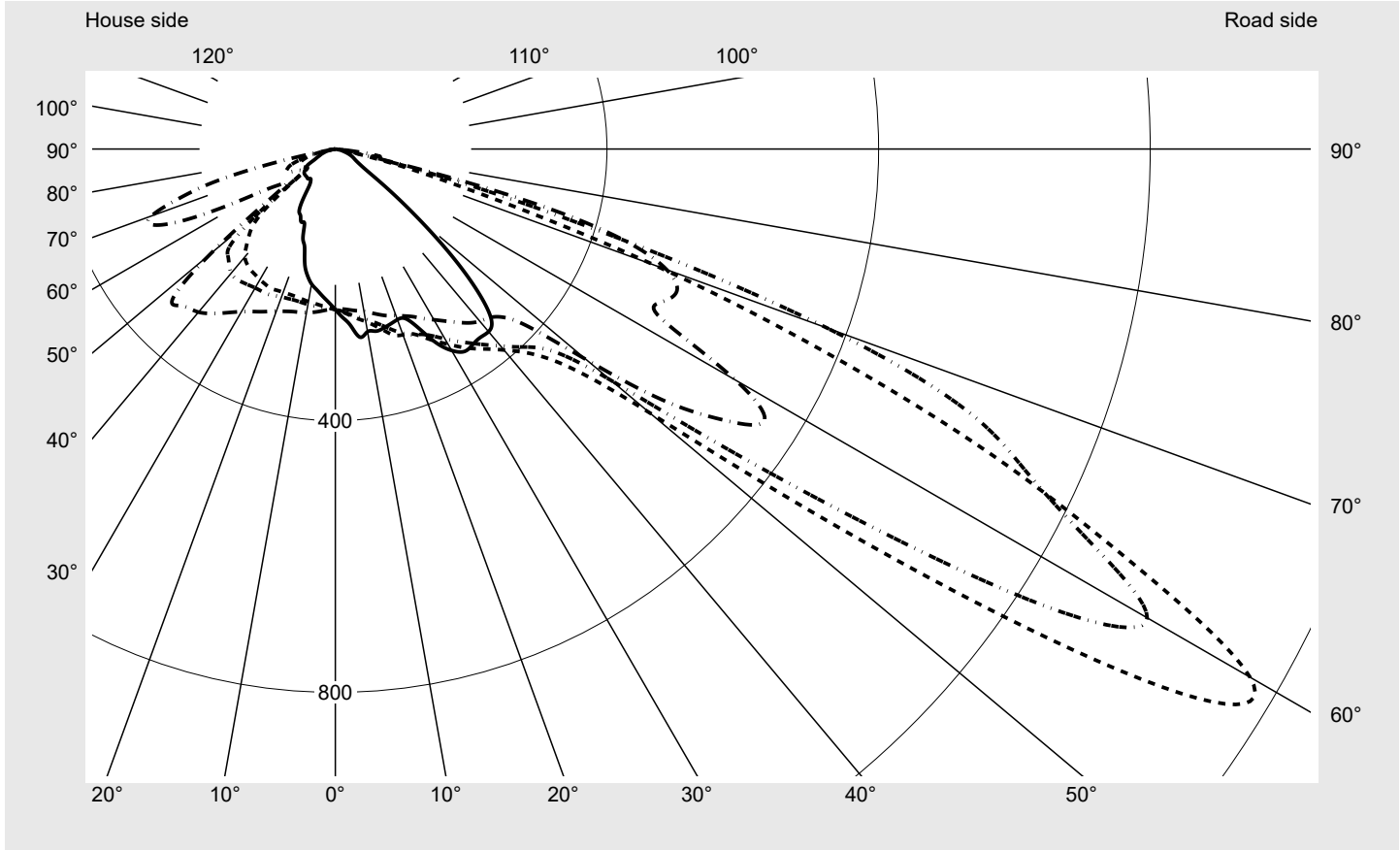


# Photometric test report

<b>Family</b> <b>Streetlight 21 midi LED</b>	<b>Order number: 5XE3G31G08MB</b> <b>EAN: 4058352729311</b>	<b>LP number</b> <b>59560_48</b>												
	<table border="0"> <tr> <td><b>Version</b></td> <td>post-top or side-entry mounting</td> </tr> <tr> <td><b>Optic</b></td> <td>pedestrian crossing, asymmetric right distribution (PC-R)</td> </tr> <tr> <td><b>Cover</b></td> <td>toughened safety glass</td> </tr> <tr> <td><b>Lamps</b></td> <td>LED 3000 K   CRI ≥ 70</td> </tr> <tr> <td><b>Controlgear</b></td> <td>ECG SITECO iQ</td> </tr> <tr> <td><b>Rated values</b></td> <td>                     Net luminous flux = 18560 lm                      Power consumption = 146.7 W                      Luminous efficacy = 126.5 lm/W                 </td> </tr> </table>	<b>Version</b>	post-top or side-entry mounting	<b>Optic</b>	pedestrian crossing, asymmetric right distribution (PC-R)	<b>Cover</b>	toughened safety glass	<b>Lamps</b>	LED 3000 K   CRI ≥ 70	<b>Controlgear</b>	ECG SITECO iQ	<b>Rated values</b>	Net luminous flux = 18560 lm Power consumption = 146.7 W Luminous efficacy = 126.5 lm/W	<b>serial documentation</b> <b>07.02.2024</b>  
<b>Version</b>	post-top or side-entry mounting													
<b>Optic</b>	pedestrian crossing, asymmetric right distribution (PC-R)													
<b>Cover</b>	toughened safety glass													
<b>Lamps</b>	LED 3000 K   CRI ≥ 70													
<b>Controlgear</b>	ECG SITECO iQ													
<b>Rated values</b>	Net luminous flux = 18560 lm Power consumption = 146.7 W Luminous efficacy = 126.5 lm/W													

**Luminous intensity in cd/klm** C180-0 C250-70 C255-75 C270-90 **Imax: 1555 cd/klm**



**Luminaire output ratios**

Eta	100.0%
Eta 0° - 90°	100.0%
Eta 90° - 180°	0.0%

**Luminous intensity class acc. to EN13201-2**

Class:	G3
Imax 70°	818.0
Imax 80°	67.6
Imax 90°	0.0
Imax >90°	0.0
Imax >95°	0.0

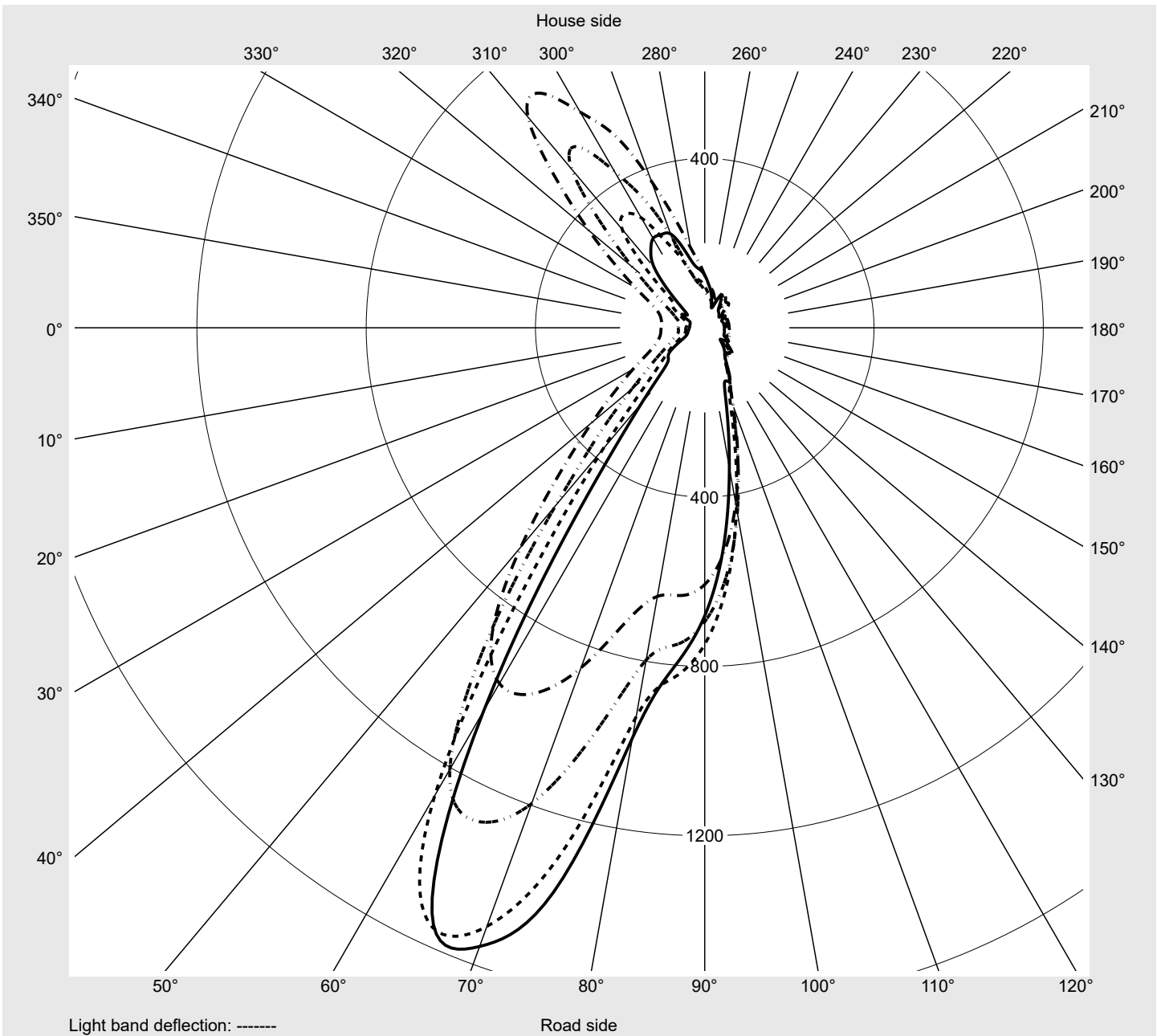
**Measurement conditions**

DIN EN 13032 and DIN 5032

**Photometric test report**

<b>Family</b> Streetlight 21 midi LED	<b>Order number: 5XE3G31G08MB</b> <b>EAN: 4058352729311</b>	<b>LP number</b> 59560_48
--	--	------------------------------

**Envelope curve in cd/klm**      **KMK 60°**    **KMK 57.5°**    **KMK 55°**    **KMK 52.5°**      **siteco**



## Photometric test report

<b>Family</b> <b>Streetlight 21 midi LED</b>	<b>Order number: 5XE3G31G08MB</b> <b>EAN: 4058352729311</b>	<b>LP number</b> <b>59560_48</b>
<b>Table of values for luminous intensities</b>		<b>Maximum luminous intensity</b>
<b>siteco</b>		

C-planes	0°	5°	10°	15°	20°	25°	30°	35°	40°	45°	50°	55°	60°	65°
$\gamma$	Luminous intensity in cd/klm													
0,0°	236.4	236.4	236.4	236.4	236.4	236.4	236.4	236.4	236.4	236.4	236.4	236.4	236.4	236.4
2,5°	248.3	248.1	247.7	246.7	246.3	245.7	245.1	244.5	243.9	243.3	242.7	242.1	241.5	240.9
5,0°	261.3	260.9	259.9	258.7	257.7	256.5	255.5	254.1	252.9	251.7	250.5	249.1	248.1	246.9
7,5°	279.5	278.9	277.5	275.9	274.7	272.9	270.9	268.5	266.1	263.5	260.7	258.7	256.5	254.1
10,0°	273.1	272.3	271.1	270.7	270.9	271.9	273.9	276.5	278.1	277.3	273.9	269.7	265.7	261.5
12,5°	274.7	274.1	272.9	272.5	272.7	272.5	272.5	272.3	271.9	272.7	276.7	280.1	277.3	271.7
15,0°	273.1	272.5	271.7	271.9	272.9	273.5	274.7	275.5	276.3	276.5	275.5	276.3	281.9	282.7
17,5°	270.1	269.7	269.1	269.7	271.3	272.7	274.9	277.1	279.5	281.9	283.3	283.5	281.9	284.9
20,0°	267.3	266.9	266.5	267.5	269.3	271.7	274.5	277.9	281.9	286.3	289.9	292.3	292.1	288.5
22,5°	270.3	269.9	268.5	268.3	269.1	270.5	273.7	277.9	283.1	289.1	295.1	300.1	302.1	299.7
25,0°	291.5	289.9	286.1	281.9	277.7	275.5	275.7	278.9	283.9	290.9	299.3	307.7	312.1	311.5
27,5°	321.7	321.1	318.3	313.5	305.9	296.3	288.3	285.7	287.9	294.7	304.5	315.3	322.7	323.7
30,0°	342.4	342.4	342.6	341.8	337.7	330.3	318.7	305.5	299.3	302.5	311.3	322.5	332.3	335.3
32,5°	353.4	354.6	358.2	362.4	365.8	364.8	357.2	343.0	326.1	317.9	323.9	331.7	341.4	347.0
35,0°	352.0	353.0	357.6	366.6	379.6	392.8	396.6	388.0	370.6	350.0	340.6	343.4	352.8	359.6
37,5°	350.0	351.2	355.2	364.0	378.8	401.0	422.4	431.4	420.8	398.2	370.8	360.2	366.4	372.8
40,0°	351.0	352.6	358.0	368.4	386.2	410.0	437.0	462.8	472.2	456.6	424.0	393.0	386.8	389.6
42,5°	339.8	343.2	353.4	370.6	395.2	425.0	458.4	489.2	515.2	519.0	492.6	448.0	421.8	413.6
45,0°	296.5	300.3	312.1	332.3	364.4	408.2	460.0	509.2	548.6	579.9	573.9	532.2	482.8	453.8
47,5°	231.9	235.5	245.7	264.9	295.5	339.2	401.0	474.8	550.4	612.3	650.1	637.5	583.9	531.2
50,0°	161.1	163.3	169.5	183.1	207.3	246.7	301.7	376.4	483.4	586.5	703.7	767.3	748.7	688.3
52,5°	103.0	104.2	107.0	114.2	127.3	152.5	195.7	255.9	347.2	482.4	675.5	874.0	970.4	953.0
55,0°	62.2	62.4	63.6	70.0	80.4	94.8	119.5	158.5	224.3	349.2	547.8	889.0	1204.9	1285.0
57,5°	44.6	45.2	45.8	48.8	56.0	68.8	88.0	111.4	143.9	211.7	374.6	724.9	1276.0	1547.3
60,0°	36.4	37.4	39.4	41.2	44.2	51.8	72.6	101.8	112.2	134.5	230.9	484.8	1043.9	1524.9
62,5°	31.8	33.0	35.0	35.6	35.8	37.0	59.2	85.6	92.2	99.2	115.1	260.7	657.9	1153.3
65,0°	28.4	29.8	31.6	33.0	32.8	33.0	47.2	62.8	65.4	59.8	83.4	157.7	354.2	717.7
67,5°	24.6	26.2	28.0	29.8	31.0	31.4	40.6	46.4	40.6	44.8	64.6	113.8	187.7	391.6
70,0°	20.4	21.8	23.6	24.8	26.0	26.8	32.8	36.6	35.8	38.2	48.0	83.6	123.7	216.5
72,5°	15.6	16.8	17.6	18.6	20.2	21.4	25.2	26.8	28.2	38.0	37.4	49.4	80.8	122.7
75,0°	11.6	12.4	12.6	13.4	14.8	16.2	19.0	19.8	21.6	29.8	29.0	24.8	45.8	68.8
77,5°	8.8	9.6	9.4	9.8	10.4	12.0	13.8	13.8	16.8	21.8	19.8	16.4	19.2	27.4
80,0°	5.2	6.2	6.2	6.4	6.8	8.0	8.8	10.6	13.2	14.4	10.6	10.6	11.8	15.2
82,5°	2.6	3.2	3.4	3.6	4.4	4.4	5.2	6.2	7.4	6.2	5.8	6.4	7.2	8.6
85,0°	1.0	1.0	1.2	1.2	1.6	1.8	2.0	2.6	2.2	2.4	2.8	3.0	3.4	4.0
87,5°	0.4	0.4	0.4	0.4	0.6	0.6	0.8	0.8	1.0	1.0	1.0	1.2	1.2	1.4
90,0°	0.0	0.0	0.0	0.0	0.0	0.0	0.0	0.0	0.0	0.0	0.0	0.0	0.0	0.0

## Photometric test report

<b>Family</b> <b>Streetlight 21 midi LED</b>	<b>Order number: 5XE3G31G08MB</b> <b>EAN: 4058352729311</b>	<b>LP number</b> <b>59560_48</b>
---	--	-------------------------------------



<b>Table of values for luminous intensities</b>	<b>Maximum luminous intensity</b>
---	-----------------------------------

C-planes	70°	75°	80°	85°	90°	95°	100°	105°	110°	115°	120°	125°	130°	135°
$\gamma$	<b>Luminous intensity in cd/klm</b>													
0,0°	236.4	236.4	236.4	236.4	236.4	236.4	236.4	236.4	236.4	236.4	236.4	236.4	236.4	236.4
2,5°	240.3	239.1	238.3	237.3	235.9	235.3	234.9	234.5	233.7	233.1	232.3	231.3	230.5	229.7
5,0°	245.7	244.3	242.1	240.1	237.7	236.1	234.9	233.5	231.5	229.5	227.7	225.9	224.3	222.7
7,5°	251.9	249.3	246.7	243.5	240.1	237.5	235.3	232.9	230.3	227.5	224.5	221.9	219.5	217.5
10,0°	257.9	254.3	250.9	247.3	242.9	239.3	236.1	232.7	228.7	224.7	220.9	217.9	215.5	213.1
12,5°	266.1	260.9	256.7	252.3	247.3	242.5	238.3	233.5	228.3	223.5	219.1	215.1	211.1	207.1
15,0°	276.5	269.3	263.3	257.9	252.5	246.9	241.5	235.3	229.1	223.3	218.1	211.9	206.9	201.9
17,5°	287.3	279.1	270.3	263.3	257.3	251.3	244.5	237.7	231.1	224.5	216.9	209.7	201.7	194.1
20,0°	291.1	288.5	277.7	268.1	260.9	254.7	246.9	239.3	232.1	224.3	215.3	204.7	194.5	184.5
22,5°	294.5	296.1	287.9	274.9	266.1	258.3	249.7	241.3	233.1	222.7	211.1	197.9	185.7	171.7
25,0°	305.3	301.1	298.9	284.5	272.5	263.1	253.3	244.1	233.9	221.3	205.3	190.1	173.7	158.7
27,5°	318.9	310.3	308.1	296.1	281.5	268.9	257.5	246.7	234.3	218.7	199.7	180.3	161.9	148.7
30,0°	331.9	322.7	315.1	307.5	290.3	275.1	261.5	248.5	233.1	213.5	191.7	169.5	152.7	138.1
32,5°	345.8	335.9	323.3	318.1	300.3	282.5	266.7	250.3	231.9	207.5	181.9	159.1	142.5	125.5
35,0°	358.8	349.0	334.1	326.9	311.3	290.7	271.1	251.1	227.7	198.5	169.5	147.5	130.7	118.5
37,5°	371.2	363.2	347.4	336.1	322.7	299.7	275.7	251.5	223.5	189.5	158.9	136.7	121.5	118.9
40,0°	386.2	378.4	362.0	345.8	330.9	305.9	277.7	248.9	216.3	178.1	147.1	128.3	117.7	116.7
42,5°	405.0	395.2	375.4	354.8	336.7	310.5	277.9	242.3	204.3	165.3	135.5	121.7	116.1	110.4
45,0°	432.8	412.8	389.6	370.0	350.4	322.3	282.5	236.3	189.1	149.3	121.9	115.3	112.0	106.2
47,5°	484.6	444.6	420.2	406.0	388.8	356.0	305.7	241.9	180.5	136.9	112.0	109.0	105.4	103.6
50,0°	604.1	529.8	500.8	498.2	482.4	435.4	361.2	269.9	183.7	130.1	106.0	100.4	96.6	99.0
52,5°	854.8	719.3	644.3	634.9	606.5	531.2	421.6	300.3	195.3	136.1	102.0	91.6	87.0	91.6
55,0°	1196.3	984.4	796.8	750.9	694.5	588.5	443.6	296.9	190.5	139.9	98.6	84.8	79.2	84.0
57,5°	1504.9	1269.4	933.4	829.2	747.9	606.9	431.4	269.9	171.3	140.7	101.2	82.6	76.6	74.2
60,0°	1555.3	1380.4	984.0	801.2	680.5	516.0	335.1	202.3	136.9	138.7	108.4	83.6	73.0	61.8
62,5°	1328.0	1252.8	899.8	663.1	541.4	403.6	239.9	138.5	101.2	125.5	111.8	84.4	64.4	52.8
65,0°	1069.7	1121.9	904.0	647.7	531.8	383.6	192.3	106.6	84.0	109.4	105.2	83.4	56.0	46.2
67,5°	779.7	1006.8	944.4	692.3	544.6	339.4	124.7	71.2	64.0	83.2	87.4	75.8	48.8	39.4
70,0°	501.4	771.1	818.0	668.3	519.2	258.5	70.2	49.6	46.0	57.2	68.0	61.8	41.0	32.2
72,5°	250.7	440.0	511.8	509.2	444.0	182.5	43.6	36.0	34.6	41.6	55.2	48.6	33.4	26.4
75,0°	117.7	196.7	230.9	295.9	278.7	108.2	27.2	22.4	25.6	30.8	42.6	37.0	24.8	20.4
77,5°	40.2	55.4	68.2	75.6	65.6	38.0	19.6	19.0	19.0	23.4	24.8	23.4	16.4	14.4
80,0°	19.4	24.2	44.8	67.6	65.6	33.0	16.6	17.6	12.4	15.2	12.2	10.2	9.2	8.2
82,5°	10.4	14.6	29.0	44.8	40.6	20.0	11.0	9.4	7.0	7.8	6.2	5.4	4.8	4.4
85,0°	4.8	7.0	8.6	8.2	6.8	5.6	4.6	4.2	3.6	3.0	2.6	2.2	2.2	2.0
87,5°	1.4	1.6	1.6	1.6	1.6	1.6	1.4	1.4	1.2	1.2	1.0	1.0	0.8	0.8
90,0°	0.0	0.0	0.0	0.0	0.0	0.0	0.0	0.0	0.0	0.0	0.0	0.0	0.0	0.0

## Photometric test report

<b>Family</b> <b>Streetlight 21 midi LED</b>	<b>Order number: 5XE3G31G08MB</b> <b>EAN: 4058352729311</b>	<b>LP number</b> <b>59560_48</b>
<b>Table of values for luminous intensities</b>		<b>Maximum luminous intensity</b>
<b>siteco</b>		

C-planes	140°	145°	150°	155°	160°	165°	170°	175°	180°	185°	190°	195°	200°	205°
$\gamma$	Luminous intensity in cd/klm													
0,0°	236.4	236.4	236.4	236.4	236.4	236.4	236.4	236.4	236.4	236.4	236.4	236.4	236.4	236.4
2,5°	228.7	228.3	228.1	227.7	227.7	227.5	227.1	227.1	225.9	227.7	227.5	227.3	227.7	227.9
5,0°	221.3	220.3	219.3	218.5	217.9	217.3	216.9	216.7	217.3	217.3	217.3	217.5	218.1	218.9
7,5°	215.7	214.5	213.3	212.1	210.9	209.9	209.3	208.9	209.1	209.5	209.9	210.3	211.1	212.1
10,0°	210.5	207.7	205.5	203.9	203.3	202.5	201.5	201.1	201.7	201.7	202.1	203.1	203.7	204.3
12,5°	204.7	202.3	199.1	196.9	195.3	193.1	191.9	190.9	190.3	191.1	191.9	193.3	195.5	197.5
15,0°	196.7	192.5	188.7	185.1	181.7	177.9	175.1	173.3	174.1	173.1	175.1	177.9	181.5	185.1
17,5°	186.9	179.9	172.5	166.1	160.7	156.7	154.1	152.7	150.7	152.7	153.7	156.1	159.9	165.5
20,0°	173.7	163.3	155.5	150.3	146.3	143.1	140.7	139.1	139.5	138.7	140.1	142.5	145.7	149.7
22,5°	159.5	150.9	143.7	137.7	131.5	125.7	121.9	120.3	118.7	120.3	121.5	124.7	130.3	136.1
25,0°	148.7	139.3	129.5	120.5	117.7	117.9	118.5	118.7	118.5	118.7	118.5	117.3	116.5	118.5
27,5°	137.5	123.7	117.7	118.3	118.5	116.1	114.0	112.6	111.0	112.2	113.2	114.8	116.5	116.3
30,0°	122.7	117.3	118.9	115.3	111.0	108.4	108.0	107.0	106.6	106.2	106.4	106.2	108.2	112.6
32,5°	117.7	118.3	113.6	108.4	106.8	104.8	101.2	96.4	90.8	95.8	100.2	102.8	103.2	104.4
35,0°	118.9	112.6	106.6	105.8	101.6	89.4	78.4	71.0	68.6	68.8	75.0	86.4	99.0	102.6
37,5°	114.2	106.6	106.0	101.6	85.8	74.0	67.0	62.4	59.8	60.8	64.0	69.4	80.4	97.6
40,0°	108.4	106.6	104.8	86.4	75.2	68.8	63.6	59.4	57.0	58.0	61.0	65.0	70.6	81.2
42,5°	107.4	109.6	93.2	79.0	73.4	69.0	65.0	61.6	59.4	60.2	62.4	64.8	67.4	71.8
45,0°	109.2	103.0	83.2	77.4	72.8	68.0	64.0	61.0	59.0	59.4	61.2	63.6	67.4	69.8
47,5°	107.6	86.2	77.4	73.0	68.6	65.0	62.4	60.2	58.8	58.8	59.8	61.0	63.4	66.6
50,0°	97.2	73.2	69.8	67.2	64.6	62.6	61.2	59.8	58.6	58.6	58.8	59.0	60.0	62.4
52,5°	80.8	65.4	64.4	62.8	61.8	60.6	59.8	58.8	57.8	57.6	57.6	57.2	57.0	57.6
55,0°	66.6	59.2	61.8	59.6	59.4	58.2	56.8	55.4	54.8	54.6	55.0	54.8	54.4	53.8
57,5°	57.2	53.2	63.0	58.4	55.8	53.8	52.6	51.4	50.8	50.4	50.6	50.6	49.6	51.2
60,0°	50.2	47.6	64.4	54.0	48.2	47.8	47.2	46.4	46.6	45.8	45.8	45.2	43.6	45.8
62,5°	45.2	43.0	58.0	48.6	40.4	39.6	38.6	37.8	36.0	37.2	37.4	36.8	36.2	38.4
65,0°	41.2	39.0	49.2	43.6	35.6	33.8	32.0	30.6	29.8	29.6	30.0	30.2	30.6	35.6
67,5°	36.8	34.6	40.4	40.0	33.0	29.4	27.8	26.6	25.0	25.6	25.8	26.2	27.2	33.6
70,0°	30.8	30.4	32.8	35.4	29.2	25.2	23.4	22.4	21.8	21.4	21.6	22.2	23.6	31.0
72,5°	24.8	24.6	26.6	29.8	25.2	21.0	19.2	18.6	17.6	17.8	17.4	18.0	20.0	26.0
75,0°	19.4	18.8	20.8	24.0	20.4	16.6	15.0	14.6	14.4	13.8	13.4	14.0	16.2	19.4
77,5°	13.8	13.8	14.6	17.8	16.2	12.6	11.0	10.8	9.8	10.0	9.8	10.2	11.8	13.6
80,0°	7.8	8.8	9.2	11.0	11.2	8.2	7.2	7.2	7.0	6.6	6.2	6.8	7.2	8.4
82,5°	4.2	4.2	4.8	6.4	5.2	4.4	4.4	4.4	4.0	4.0	3.6	3.4	3.2	4.0
85,0°	1.8	1.8	1.6	1.6	2.0	1.6	1.4	1.2	1.2	1.0	1.0	1.2	1.2	1.6
87,5°	0.6	0.6	0.6	0.6	0.4	0.4	0.4	0.4	0.4	0.4	0.4	0.4	0.4	0.6
90,0°	0.0	0.0	0.0	0.0	0.0	0.0	0.0	0.0	0.0	0.0	0.0	0.0	0.0	0.0

## Photometric test report

<b>Family</b> <b>Streetlight 21 midi LED</b>	<b>Order number: 5XE3G31G08MB</b> <b>EAN: 4058352729311</b>	<b>LP number</b> <b>59560_48</b>
<b>Table of values for luminous intensities</b>		<b>Maximum luminous intensity</b>

siteco

C-planes	210°	215°	220°	225°	230°	235°	240°	245°	250°	255°	260°	265°	270°	275°
$\gamma$	Luminous intensity in cd/klm													
0,0°	236.4	236.4	236.4	236.4	236.4	236.4	236.4	236.4	236.4	236.4	236.4	236.4	236.4	236.4
2,5°	228.1	228.5	229.1	229.7	230.7	231.3	231.9	232.7	233.3	234.5	235.1	236.1	236.9	237.7
5,0°	219.7	220.7	222.1	223.3	224.7	225.9	227.5	229.3	231.5	233.9	235.7	237.9	239.5	240.9
7,5°	213.3	214.7	216.1	217.5	219.5	221.9	224.3	226.7	229.5	233.1	236.7	240.1	242.3	244.5
10,0°	205.9	208.3	211.3	213.7	215.9	218.5	221.3	224.5	228.1	232.3	236.9	241.3	244.5	247.9
12,5°	199.5	202.9	205.3	207.3	211.1	215.1	218.5	221.9	226.3	231.3	236.9	242.3	246.1	250.7
15,0°	189.1	193.1	197.7	201.9	205.9	210.5	215.5	219.9	224.9	230.5	236.9	243.1	247.7	253.1
17,5°	172.5	179.5	186.1	193.1	199.3	206.3	212.5	218.5	224.3	230.9	238.5	245.3	250.5	257.1
20,0°	155.1	162.5	172.3	181.7	190.9	200.5	209.3	217.7	224.5	231.7	240.3	247.7	253.9	261.7
22,5°	142.3	148.7	156.3	167.7	180.7	192.7	205.1	215.7	225.1	233.7	243.3	251.3	258.9	268.9
25,0°	126.5	136.5	145.5	154.9	168.9	184.3	199.3	214.1	226.1	235.7	246.5	255.3	264.3	277.1
27,5°	114.8	119.5	132.7	144.7	156.3	174.3	192.1	209.3	224.1	235.9	248.1	258.5	269.7	285.1
30,0°	115.7	114.4	118.3	133.5	147.5	161.9	183.1	203.9	222.1	236.1	250.3	262.5	276.5	295.1
32,5°	109.6	115.7	114.6	120.3	136.5	151.1	172.5	196.3	219.5	237.5	253.1	267.5	285.1	304.7
35,0°	102.8	108.8	116.3	114.6	124.7	140.7	160.7	188.7	217.3	239.3	257.5	273.9	295.1	311.5
37,5°	103.0	102.6	110.6	114.9	115.7	129.7	150.3	180.1	213.5	240.7	262.3	280.5	305.1	318.5
40,0°	99.4	100.8	102.6	113.0	113.6	121.5	141.1	171.9	207.1	238.5	264.7	286.7	313.5	329.9
42,5°	84.4	100.0	95.8	105.0	112.8	117.1	129.5	157.5	193.9	231.5	263.9	291.3	318.3	338.9
45,0°	74.0	89.4	90.2	97.4	109.8	112.4	115.7	140.9	179.5	223.5	264.1	297.7	325.9	348.8
47,5°	69.4	74.4	87.4	91.8	102.0	106.0	104.6	124.1	162.3	209.7	253.9	292.5	323.7	353.2
50,0°	64.0	66.0	80.2	87.0	90.6	96.2	98.2	107.2	125.5	153.3	180.5	207.5	239.3	279.3
52,5°	59.2	60.0	65.4	80.2	78.2	86.0	93.0	86.0	73.4	82.8	93.2	103.2	124.1	154.1
55,0°	54.8	54.6	55.2	69.8	66.2	76.2	88.8	79.4	51.0	58.8	69.0	75.2	87.8	100.4
57,5°	53.8	47.4	49.6	57.8	57.0	66.2	83.8	82.6	50.6	59.2	73.2	83.8	98.4	110.8
60,0°	55.6	44.0	44.0	47.6	50.4	58.0	77.2	79.0	52.8	63.0	85.6	103.6	124.1	138.5
62,5°	51.8	41.2	39.2	41.0	44.2	50.4	63.0	64.6	54.8	72.0	107.6	147.3	183.5	204.5
65,0°	47.2	37.6	35.0	36.2	39.0	41.8	48.2	53.4	55.8	79.6	127.5	193.5	251.9	292.9
67,5°	39.4	32.0	31.2	31.6	33.4	32.8	38.6	48.0	55.6	76.6	127.9	207.9	291.5	359.6
70,0°	31.2	26.8	27.2	27.0	28.6	27.2	34.2	44.4	53.6	70.8	110.4	189.5	288.1	374.0
72,5°	23.6	22.0	22.8	22.0	24.0	23.6	31.2	40.6	47.8	58.0	82.6	147.9	240.5	309.1
75,0°	17.6	18.0	17.8	18.0	20.0	20.0	27.8	37.2	39.4	41.0	53.2	104.4	178.7	213.7
77,5°	12.6	13.4	13.0	13.4	14.6	14.8	19.4	23.8	27.0	24.2	26.2	49.0	84.0	97.2
80,0°	8.2	9.0	8.4	8.2	8.6	8.6	10.4	12.0	13.0	11.2	9.6	10.8	12.4	15.8
82,5°	4.8	5.0	4.6	4.4	4.4	4.6	5.2	5.8	6.2	5.8	5.0	4.2	3.4	5.2
85,0°	1.8	2.0	2.0	2.2	2.2	2.4	2.4	2.4	2.4	2.6	2.4	2.0	1.6	2.0
87,5°	0.6	0.8	1.0	1.2	1.2	1.4	1.4	1.4	1.4	1.4	1.4	1.4	1.2	1.2
90,0°	0.0	0.0	0.0	0.0	0.0	0.0	0.0	0.0	0.0	0.0	0.0	0.0	0.0	0.0

## Photometric test report

<b>Family</b> <b>Streetlight 21 midi LED</b>	<b>Order number: 5XE3G31G08MB</b> <b>EAN: 4058352729311</b>	<b>LP number</b> <b>59560_48</b>
---	--	-------------------------------------

**siteco**

Table of values for luminous intensities														Maximum luminous intensity	
C-planes	280°	285°	290°	295°	300°	305°	310°	315°	320°	325°	330°	335°	340°	345°	
$\gamma$	Luminous intensity in cd/klm														
0,0°	236.4	236.4	236.4	236.4	236.4	236.4	236.4	236.4	236.4	236.4	236.4	236.4	236.4	236.4	
2,5°	238.3	239.1	239.9	240.5	241.5	242.7	243.5	244.5	245.5	246.3	246.9	247.5	248.1	248.5	
5,0°	242.5	244.3	246.3	247.3	249.1	250.7	252.5	254.3	255.9	257.3	258.3	259.3	260.3	261.1	
7,5°	247.3	250.3	252.9	255.3	258.5	261.3	263.9	267.3	270.3	272.1	274.7	276.5	278.3	279.1	
10,0°	251.5	255.5	259.7	263.5	268.5	273.5	278.3	282.9	284.5	282.1	278.7	276.3	275.1	274.3	
12,5°	255.5	260.9	266.3	272.5	279.5	284.3	281.5	278.1	278.1	278.9	278.7	278.1	277.1	276.1	
15,0°	259.5	266.3	273.5	281.9	281.7	277.1	279.1	280.9	281.7	280.9	279.7	277.9	276.5	274.9	
17,5°	265.1	273.5	283.3	280.9	279.1	283.1	284.7	284.5	283.7	282.1	279.7	277.3	274.9	272.7	
20,0°	271.5	283.5	283.9	282.5	287.7	289.9	289.3	287.3	284.7	281.3	277.9	274.5	271.7	269.7	
22,5°	281.1	290.7	287.1	293.7	297.5	296.5	293.1	288.3	283.3	279.1	275.3	271.9	270.7	270.1	
25,0°	293.7	293.1	298.3	306.1	306.3	302.5	295.5	288.3	282.1	277.7	275.3	276.1	278.9	283.3	
27,5°	299.5	301.3	310.7	317.3	314.9	307.7	298.5	290.5	284.3	281.7	285.1	293.7	303.9	312.1	
30,0°	302.3	311.5	322.3	326.3	322.5	313.1	303.5	295.3	291.7	297.9	311.5	324.9	334.3	339.1	
32,5°	309.3	322.7	333.5	335.5	330.1	319.7	309.7	305.9	313.7	331.1	347.8	358.6	362.4	360.6	
35,0°	319.7	333.9	345.0	346.6	340.6	329.1	322.9	331.7	353.8	374.4	387.4	388.6	378.8	368.2	
37,5°	331.3	345.4	356.2	359.4	353.4	343.8	347.6	373.6	402.4	420.4	418.8	402.2	383.0	368.8	
40,0°	347.2	361.6	370.4	374.4	371.2	368.4	392.0	431.4	457.4	459.0	438.6	413.6	391.0	374.4	
42,5°	361.0	381.0	390.8	395.0	397.8	414.4	460.0	499.4	509.8	489.8	459.6	428.0	398.8	374.2	
45,0°	372.6	399.4	418.6	430.4	447.8	492.8	547.2	569.1	549.2	506.2	458.2	408.4	365.4	334.9	
47,5°	382.0	416.0	449.8	488.6	528.8	590.7	627.9	609.9	549.0	474.6	401.8	341.0	295.7	265.1	
50,0°	325.9	388.2	467.4	556.6	615.3	681.1	683.7	596.9	481.2	379.6	299.7	240.3	201.5	178.9	
52,5°	191.9	261.7	368.6	500.4	588.1	676.7	649.5	495.2	356.8	255.9	188.9	144.1	120.1	109.0	
55,0°	112.2	146.7	225.9	330.9	426.6	522.0	488.6	339.4	222.3	150.3	110.8	86.2	73.6	64.6	
57,5°	118.7	141.1	185.5	232.7	299.9	327.9	303.3	194.3	103.6	94.0	78.4	61.0	47.8	42.0	
60,0°	153.5	193.7	235.9	243.1	243.9	222.1	185.5	112.2	61.6	52.2	62.4	44.0	36.8	35.6	
62,5°	235.3	299.3	333.3	288.9	201.1	157.3	119.1	83.2	49.4	38.0	39.0	30.4	29.8	29.8	
65,0°	352.4	428.0	419.8	296.7	149.5	115.5	97.2	76.0	42.2	31.4	28.4	27.0	26.8	28.4	
67,5°	448.0	504.4	426.4	229.7	98.8	89.6	78.6	65.2	35.6	26.8	26.0	25.0	25.6	26.0	
70,0°	471.6	477.6	352.0	147.3	71.2	69.4	60.0	43.4	30.0	23.8	22.0	21.6	21.4	21.2	
72,5°	379.8	349.0	228.3	89.8	53.0	51.4	38.2	27.2	22.8	18.6	17.8	17.4	16.4	15.8	
75,0°	236.3	204.9	128.1	54.8	36.2	24.2	20.6	19.8	16.4	14.2	13.8	13.0	12.0	11.2	
77,5°	107.2	94.0	58.4	30.4	19.8	15.8	14.4	13.4	12.2	10.6	10.4	8.6	8.2	8.0	
80,0°	24.2	29.4	22.4	15.6	11.4	9.2	8.8	8.6	9.4	8.0	7.2	5.4	5.0	5.0	
82,5°	8.6	10.2	9.0	7.2	5.8	4.8	4.4	4.4	5.0	4.8	4.4	3.2	3.0	2.8	
85,0°	2.6	3.0	2.8	2.4	2.2	2.0	1.8	1.6	1.6	1.6	1.6	1.2	1.2	1.0	
87,5°	1.2	1.0	1.0	1.0	0.8	0.8	0.6	0.6	0.4	0.4	0.4	0.4	0.4	0.4	
90,0°	0.0	0.0	0.0	0.0	0.0	0.0	0.0	0.0	0.0	0.0	0.0	0.0	0.0	0.0	

## Photometric test report

<b>Family</b> Streetlight 21 midi LED	<b>Order number: 5XE3G31G08MB</b> <b>EAN: 4058352729311</b>	<b>LP number</b> 59560_48
--	--	------------------------------

**sITeco**

<b>Table of values for luminous intensities</b>	<b>Maximum luminous intensity</b>
---	-----------------------------------

C-planes	350°	355°	Phi-zone	Total Phi-zone
<b>Luminous intensity in cd / Luminous flux in lm/klm</b>				
0,0°	236.4	236.4	0.4	0.4
2,5°	248.9	248.9	2.8	3.2
5,0°	261.9	262.1	5.7	8.9
7,5°	280.3	280.1	8.7	17.6
10,0°	274.3	273.7	11.5	29.1
12,5°	275.9	275.3	14.3	43.4
15,0°	274.1	273.3	17.0	60.4
17,5°	271.3	270.3	19.4	79.8
20,0°	268.1	267.3	21.8	101.6
22,5°	270.3	270.1	24.2	125.8
25,0°	287.7	290.3	26.8	152.6
27,5°	317.7	320.1	29.8	182.4
30,0°	340.8	341.2	33.1	215.5
32,5°	356.8	354.0	36.5	252.0
35,0°	359.4	353.8	39.7	291.6
37,5°	358.8	352.6	43.0	334.6
40,0°	362.6	354.0	46.8	381.4
42,5°	356.4	344.0	50.9	432.3
45,0°	314.3	300.5	54.2	486.5
47,5°	244.9	234.3	56.3	542.9
50,0°	166.9	161.5	56.6	599.5
52,5°	104.2	102.0	54.6	654.1
55,0°	60.2	60.4	52.6	706.7
57,5°	41.8	42.8	51.6	758.2
60,0°	35.8	35.4	48.4	806.6
62,5°	31.4	31.0	42.1	848.7
65,0°	28.4	28.0	38.6	887.3
67,5°	25.0	24.6	35.2	922.5
70,0°	21.0	20.6	29.7	952.2
72,5°	15.4	15.4	21.5	973.7
75,0°	10.8	11.2	13.5	987.2
77,5°	8.2	8.4	6.5	993.7
80,0°	5.2	5.2	3.5	997.2
82,5°	2.6	2.6	1.9	999.1
85,0°	1.0	1.0	0.7	999.8
87,5°	0.4	0.4	0.2	1000.0
90,0°	0.0	0.0	0.0	1000.0



## Photometric test report

<b>Family</b> Streetlight 21 midi LED	<b>Order number: 5XE3G31G08MB</b> <b>EAN: 4058352729311</b>	<b>LP number</b> 59560_48
--	--	------------------------------

<b>Dimming levels table</b>	environmental temperature: 25°C	<b>siteco</b>
-----------------------------	---------------------------------	---------------

Luminous flux %	Dimming level linear	Dimming level logarithmic	Luminous flux [lm]	Power consumption [W] start of lifetime	Power consumption [W] end of lifetime	Power consumption [W] average
100	254	254	18560	146.7	161.2	154.0
95	241	252	17610	135.9	149.3	142.6
90	229	250	16733	126.6	138.9	132.8
85	216	248	15783	117.1	128.4	122.8
80	203	246	14833	107.9	118.3	113.1
75	190	243	13883	99.3	108.6	104.0
70	178	241	13007	91.5	100.1	95.8
65	165	238	12057	83.4	91.3	87.4
60	152	235	11107	75.7	82.7	79.2
55	140	232	10230	68.9	75.2	72.1
50	127	229	9280	61.7	67.3	64.5
45	114	225	8330	54.7	59.6	57.2
40	102	221	7453	48.3	52.8	50.6
35	89	216	6503	41.7	45.4	43.6
30	76	210	5553	35.3	38.5	36.9
25	63	203	4603	29.2	31.7	30.4
20	51	195	3727	23.8	25.8	24.8
15	38	184	2777	18.1	19.5	18.8
11	27	172	1973	13.3	14.3	13.8

<b>Dimming levels table</b>	environmental temperature: 5°C
-----------------------------	--------------------------------

Luminous flux %	Dimming level linear	Dimming level logarithmic	Luminous flux [lm]	Power consumption [W] start of lifetime	Power consumption [W] end of lifetime	Power consumption [W] average
100	254	254	18560	141.2	147.7	144.4
95	241	252	17610	131.5	137.4	134.4
90	229	250	16734	123.1	128.5	125.8
85	216	248	15784	114.1	119.2	116.6
80	203	246	14834	105.6	110.2	107.9
75	190	243	13884	97.3	101.6	99.4
70	178	241	13007	90.1	94.0	92.0
65	165	238	12057	82.4	85.9	84.2
60	152	235	11107	74.9	78.1	76.5
55	140	232	10230	68.2	71.2	69.7
50	127	229	9280	61.2	63.8	62.5
45	114	225	8330	54.4	56.7	55.6
40	102	221	7453	48.1	50.3	49.2
35	89	216	6503	41.6	43.4	42.5
30	76	210	5554	35.3	36.8	36.0
25	63	203	4604	29.3	30.4	29.8
20	51	195	3727	23.9	24.7	24.3
15	38	184	2777	18.2	18.8	18.5
11	27	172	1973	13.4	13.9	13.6

## Photometric test report

<b>Family</b> Streetlight 21 midi LED	<b>Order number: 5XE3G31G08MB</b> <b>EAN: 4058352729311</b>	<b>LP number</b> 59560_48
--	--	------------------------------

<b>Dimming levels table</b>	environmental temperature: 15°C	<b>siteco</b>
-----------------------------	---------------------------------	---------------

Luminous flux %	Dimming level linear	Dimming level logarithmic	Luminous flux [lm]	Power consumption [W]	Power consumption [W]	Power consumption [W]
				start of lifetime	end of lifetime	average
100	254	254	18560	143.5	152.2	147.8
95	241	252	17609	133.4	141.3	137.4
90	229	250	16733	124.6	131.9	128.2
85	216	248	15783	115.4	122.2	118.8
80	203	246	14833	106.6	112.7	109.6
75	191	244	13956	98.8	104.5	101.6
70	178	241	13006	90.7	95.8	93.2
65	165	238	12056	82.8	87.5	85.2
60	152	235	11106	75.2	79.5	77.4
55	140	232	10230	68.5	72.3	70.4
50	127	229	9280	61.4	64.8	63.1
45	114	225	8330	54.5	57.5	56.0
40	102	221	7453	48.2	50.9	49.6
35	89	216	6503	41.6	43.9	42.8
30	76	210	5553	35.3	37.2	36.2
25	64	204	4676	29.6	31.2	30.4
20	51	195	3726	23.8	24.9	24.4
15	38	184	2777	18.1	18.9	18.5
11	27	172	1973	13.4	14.0	13.7

**Photometric test report**

<b>Family</b> Streetlight 21 midi LED	<b>Order number: 5XE3G31G08MB</b> <b>EAN: 4058352729311</b>	<b>LP number</b> <b>59560_48</b>
--	--	-------------------------------------

**Luminousfluxs table** **siteco**

Temperature °C	Luminous flux lm	Power consumption W
25.0	18560.0	146.7
5.0	18560.0	141.2
15.0	18560.0	143.5