

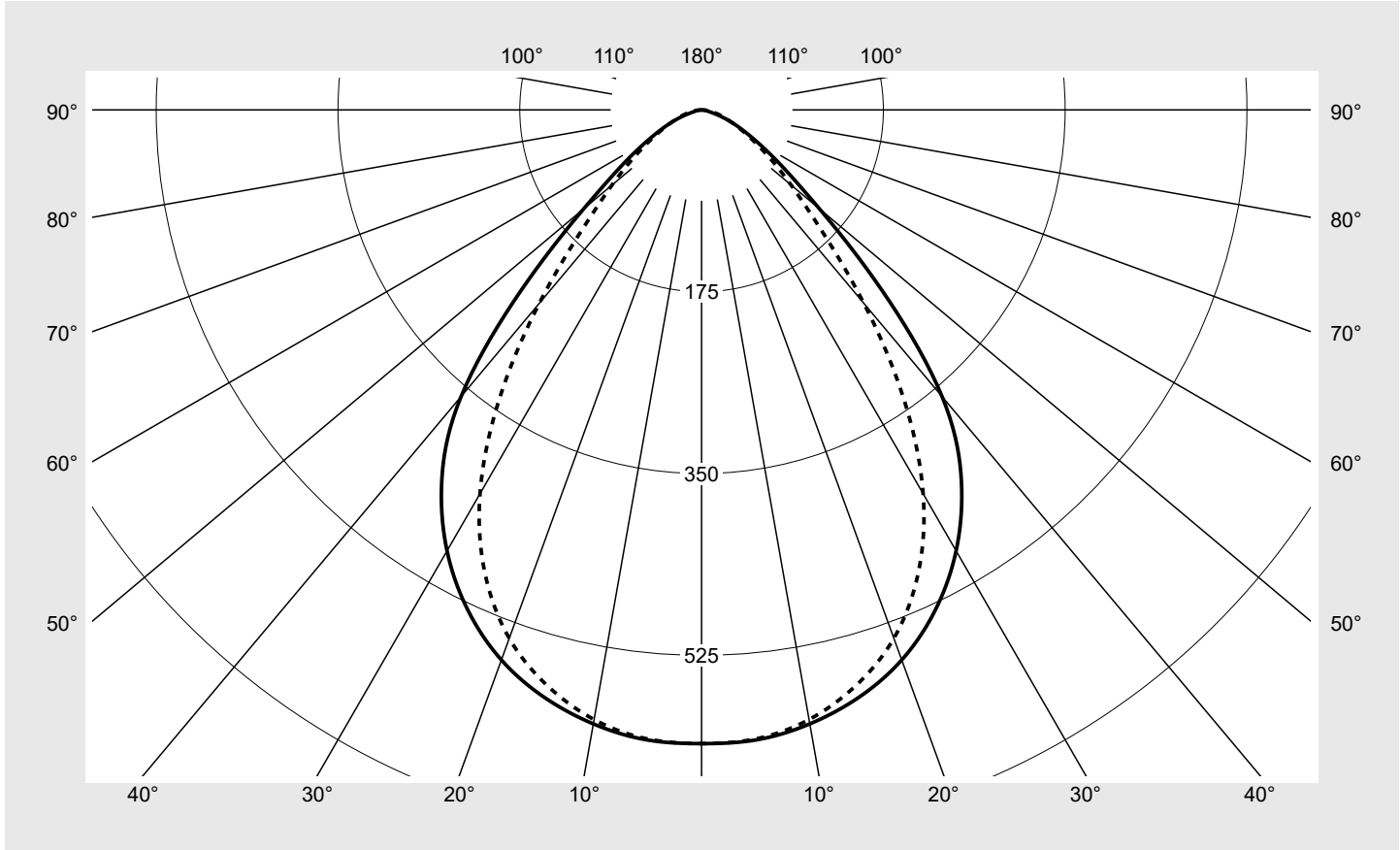


# Photometric test report

<b>Family</b> <b>Licross® 11 Recessed</b>	<b>Order number: 51TL1WCN4C5M</b> <b>EAN: 4069025081063</b>	<b>LP number</b> <b>59521_70</b>
	<b>Version</b> cover frosted, wide distribution <b>Lamps</b> LED 4000 K   CRI ≥ 80 <b>Controlgear</b> ECG-Multilumen CLOi <b>Rated values</b> Net luminous flux = 12870 lm Power consumption = 66.5 W Luminous efficacy = 193.5 lm/W	<b>serial documentation</b> <b>14.11.2025</b>
		

**Luminous intensity in cd/klm** C180-0 C270-90 **Imax: 610 cd/klm**



Classifications	
DIN 5040	A 5 0
CIE	N1=73 N2=94 N3=99 N4=100 N5=100

Luminaire light output ratios	
$\eta_{LB}$	100.0%
$\phi_u$	100.0%
$\phi_o$	0.0%

**Measurement conditions**  
DIN EN 13032 and DIN 5032

## Photometric test report

Family <b>Licross® 11 Recessed</b>	Order number: <b>51TL1WCN4C5M</b> EAN: <b>4069025081063</b>	LP number <b>59521_70</b>
Table of values for luminous intensities		Maximum luminous intensity
		<b>siteco</b>

C-planes $\gamma$	0° 180°	15°	30°	45°	60°	75°	90° 270°	Phi-zone	Total Phi-zone
		165° 195° 345°	150° 210° 330°	135° 225° 315°	120° 240° 300°	105° 255° 285°			
Luminous intensity in cd/klm								Luminous flux in lm/klm	
0°	610.0	610.0	610.0	610.0	610.0	610.0	610.0	3.6	3.6
5°	608.6	607.6	603.5	605.7	607.8	607.2	607.6	29.0	32.6
10°	600.1	600.0	594.9	595.9	596.5	595.2	595.9	56.8	89.4
15°	585.3	585.9	578.8	577.8	576.6	573.9	573.7	82.1	171.5
20°	563.4	563.9	554.9	550.2	546.3	542.2	541.3	103.4	275.0
25°	531.8	531.9	519.6	510.4	502.3	495.0	493.0	118.6	393.5
30°	490.1	489.9	473.2	457.8	443.0	430.6	426.6	125.7	519.3
35°	436.1	434.9	413.9	389.9	365.2	345.5	339.2	122.5	641.7
40°	360.2	357.4	334.2	303.1	273.1	250.6	243.1	106.9	748.6
45°	245.6	242.6	226.1	203.9	182.4	166.8	161.9	79.2	827.8
50°	148.2	149.1	145.2	133.7	122.4	114.2	112.6	55.6	883.4
55°	94.6	95.2	94.9	92.6	85.9	79.9	79.2	40.1	923.5
60°	61.8	62.8	63.1	63.8	60.6	55.1	54.9	28.8	952.3
65°	39.8	41.1	42.4	42.8	42.4	38.1	37.8	20.3	972.6
70°	23.6	24.8	26.8	28.2	28.2	26.4	25.7	13.6	986.2
75°	10.5	11.2	13.0	16.6	16.9	18.1	17.0	7.9	994.2
80°	5.4	5.5	5.6	6.4	8.9	11.0	9.8	4.1	998.2
85°	2.7	2.8	2.9	2.9	2.8	4.7	4.7	1.8	1000.0
90°	0.0	0.0	0.0	0.0	0.0	0.0	0.0	0.0	1000.0
95°	0.0	0.0	0.0	0.0	0.0	0.0	0.0	0.0	1000.0
100°	0.0	0.0	0.0	0.0	0.0	0.0	0.0	0.0	1000.0
105°	0.0	0.0	0.0	0.0	0.0	0.0	0.0	0.0	1000.0
110°	0.0	0.0	0.0	0.0	0.0	0.0	0.0	0.0	1000.0
115°	0.0	0.0	0.0	0.0	0.0	0.0	0.0	0.0	1000.0
120°	0.0	0.0	0.0	0.0	0.0	0.0	0.0	0.0	1000.0
125°	0.0	0.0	0.0	0.0	0.0	0.0	0.0	0.0	1000.0
130°	0.0	0.0	0.0	0.0	0.0	0.0	0.0	0.0	1000.0
135°	0.0	0.0	0.0	0.0	0.0	0.0	0.0	0.0	1000.0
140°	0.0	0.0	0.0	0.0	0.0	0.0	0.0	0.0	1000.0
145°	0.0	0.0	0.0	0.0	0.0	0.0	0.0	0.0	1000.0
150°	0.0	0.0	0.0	0.0	0.0	0.0	0.0	0.0	1000.0
155°	0.0	0.0	0.0	0.0	0.0	0.0	0.0	0.0	1000.0
160°	0.0	0.0	0.0	0.0	0.0	0.0	0.0	0.0	1000.0
165°	0.0	0.0	0.0	0.0	0.0	0.0	0.0	0.0	1000.0
170°	0.0	0.0	0.0	0.0	0.0	0.0	0.0	0.0	1000.0
175°	0.0	0.0	0.0	0.0	0.0	0.0	0.0	0.0	1000.0
180°	0.0	0.0	0.0	0.0	0.0	0.0	0.0	0.0	1000.0

## Photometric test report

<b>Family</b> Licross® 11 Recessed	<b>Order number: 51TL1WCN4C5M</b> <b>EAN: 4069025081063</b>	<b>LP number</b> 59521_70
---------------------------------------	--	------------------------------

<b>UGR-Table</b>	<b>Standard room</b>	<b>siteco</b>
------------------	----------------------	---------------

Reflection factor of ceiling	0.7	0.7	0.5	0.5	0.3	0.7	0.7	0.5	0.5	0.3	
Reflection factor of walls	0.5	0.3	0.5	0.3	0.3	0.5	0.3	0.5	0.3	0.3	
Reflection factor of floor	0.2	0.2	0.2	0.2	0.2	0.2	0.2	0.2	0.2	0.2	
Room dimensions	View crosswise (C0)					View endwise (C90)					
x	y										
2H	2H	23.3	24.7	23.7	25.0	25.4	22.0	23.4	22.4	23.8	24.1
	3H	23.6	24.8	24.0	25.2	25.5	22.4	23.7	22.8	24.0	24.4
	4H	23.6	24.8	24.0	25.1	25.5	22.6	23.8	23.0	24.1	24.5
	6H	23.6	24.6	24.0	25.0	25.4	22.7	23.8	23.2	24.2	24.6
	8H	23.6	24.6	24.1	25.0	25.4	22.8	23.8	23.3	24.2	24.6
	12H	23.6	24.5	24.1	24.9	25.3	22.9	23.8	23.3	24.2	24.6
4H	2H	23.4	24.6	23.8	25.0	25.3	22.3	23.5	22.7	23.8	24.2
	3H	23.8	24.8	24.2	25.1	25.6	22.9	23.8	23.3	24.2	24.6
	4H	23.8	24.7	24.3	25.1	25.5	23.1	24.0	23.5	24.4	24.8
	6H	23.8	24.6	24.3	25.0	25.5	23.3	24.1	23.8	24.5	25.0
	8H	23.8	24.5	24.3	24.9	25.4	23.4	24.1	23.9	24.5	25.0
	12H	23.9	24.4	24.3	24.9	25.4	23.5	24.0	24.0	24.5	25.0
8H	4H	23.8	24.5	24.3	25.0	25.4	23.2	23.8	23.6	24.3	24.7
	6H	23.8	24.4	24.3	24.9	25.4	23.4	24.0	23.9	24.4	24.9
	8H	23.8	24.3	24.3	24.8	25.3	23.5	24.0	24.0	24.5	25.0
	12H	23.9	24.3	24.4	24.8	25.3	23.6	24.0	24.1	24.5	25.1
12H	4H	23.8	24.4	24.3	24.9	25.4	23.2	23.7	23.7	24.2	24.7
	6H	23.9	24.3	24.4	24.8	25.3	23.4	23.9	23.9	24.4	24.9
	8H	23.8	24.2	24.4	24.7	25.3	23.5	23.9	24.0	24.4	25.0

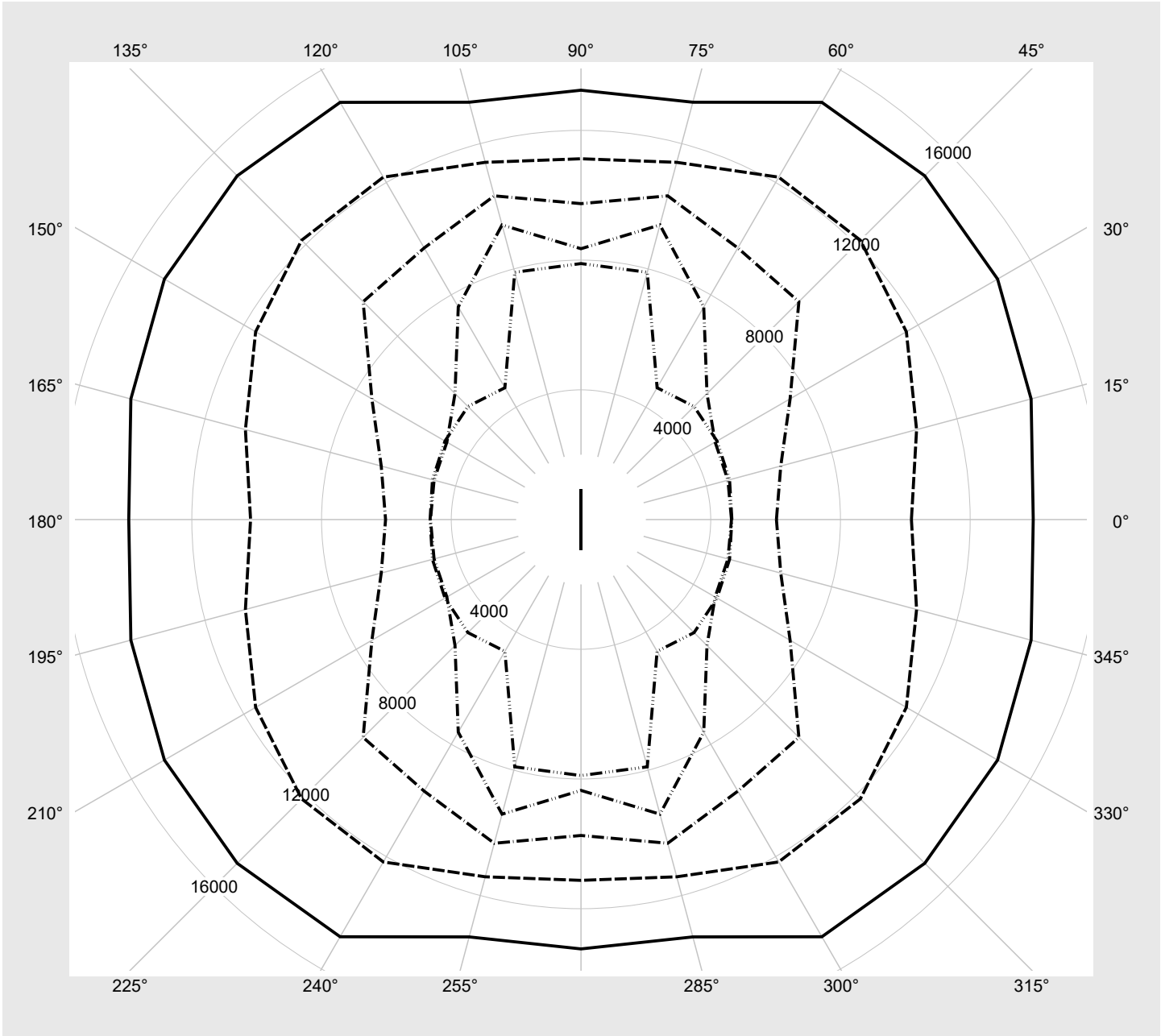
<b>Luminance table</b>	<b>Max. for <math>\gamma \geq 65^\circ</math></b>	<b>Photometric dimensions in mm:</b>	<b>L = 1500</b>
			<b>B = 58</b>

C-planes	$\gamma$	Luminance in cd/m <sup>2</sup>						
		0° 180°	15° 165° 195° 345°	30° 150° 210° 330°	45° 135° 225° 315°	60° 120° 240° 300°	75° 105° 255° 285°	90° 270°
45°		51387.9	50763.0	47295.6	42664.0	38155.0	34903.3	33866.7
50°		34095.9	34316.8	33411.2	30769.2	28166.8	26272.8	25911.4
55°		24389.0	24550.4	24482.6	23875.2	22147.2	20602.1	20425.4
60°		18274.2	18566.8	18681.3	18884.0	17917.1	16310.6	16247.0
65°		13944.7	14369.3	14832.4	14990.2	14855.1	13323.4	13239.7
70°		10188.5	10712.7	11584.2	12182.0	12191.9	11404.3	11125.7
75°		6026.0	6376.9	7445.2	9500.5	9670.8	10333.8	9741.7
80°		4640.3	4690.6	4775.8	5493.9	7569.1	9405.0	8352.0
85°		4652.3	4742.3	4842.4	4930.7	4693.1	7894.2	7894.2

**Photometric test report**

<b>Family</b> Licross® 11 Recessed	<b>Order number: 51TL1WCN4C5M</b> <b>EAN: 4069025081063</b>	<b>LP number</b> 59521_70
---------------------------------------	--	------------------------------

**Luminance values in cd/m<sup>2</sup>**    γ 65°    γ 70°    γ 75°    γ 80°    γ 85°    **siteco**



### Photometric test report

<b>Family</b> Licross® 11 Recessed	<b>Order number: 51TL1WCN4C5M</b> <b>EAN: 4069025081063</b>	<b>LP number</b> <b>59521_70</b>
---------------------------------------	--	-------------------------------------

<b>Multilumen Table</b>	environmental temperature: 25°C	<b>siteco</b>
-------------------------	---------------------------------	---------------

DIP-Step	Switch Setting			Luminous flux [lm]	Power consumption [W]	Power consumption [W]	Power consumption [W]
	1	2	3			end of lifetime	average
1	A	C	E	12870	66.5	70.0	68.2
2	A	C	F	12250	63.0	66.5	64.8
3	A	D	E	11240	57.3	60.4	58.8
4	A	D	F	10210	51.7	54.3	53.0
5	B	C	E	9180	46.2	48.7	47.4
6	B	C	F	8210	41.1	43.2	42.2
7	B	D	E	7150	35.6	37.3	36.4
8	B	D	F	6160	30.6	32.3	31.4