

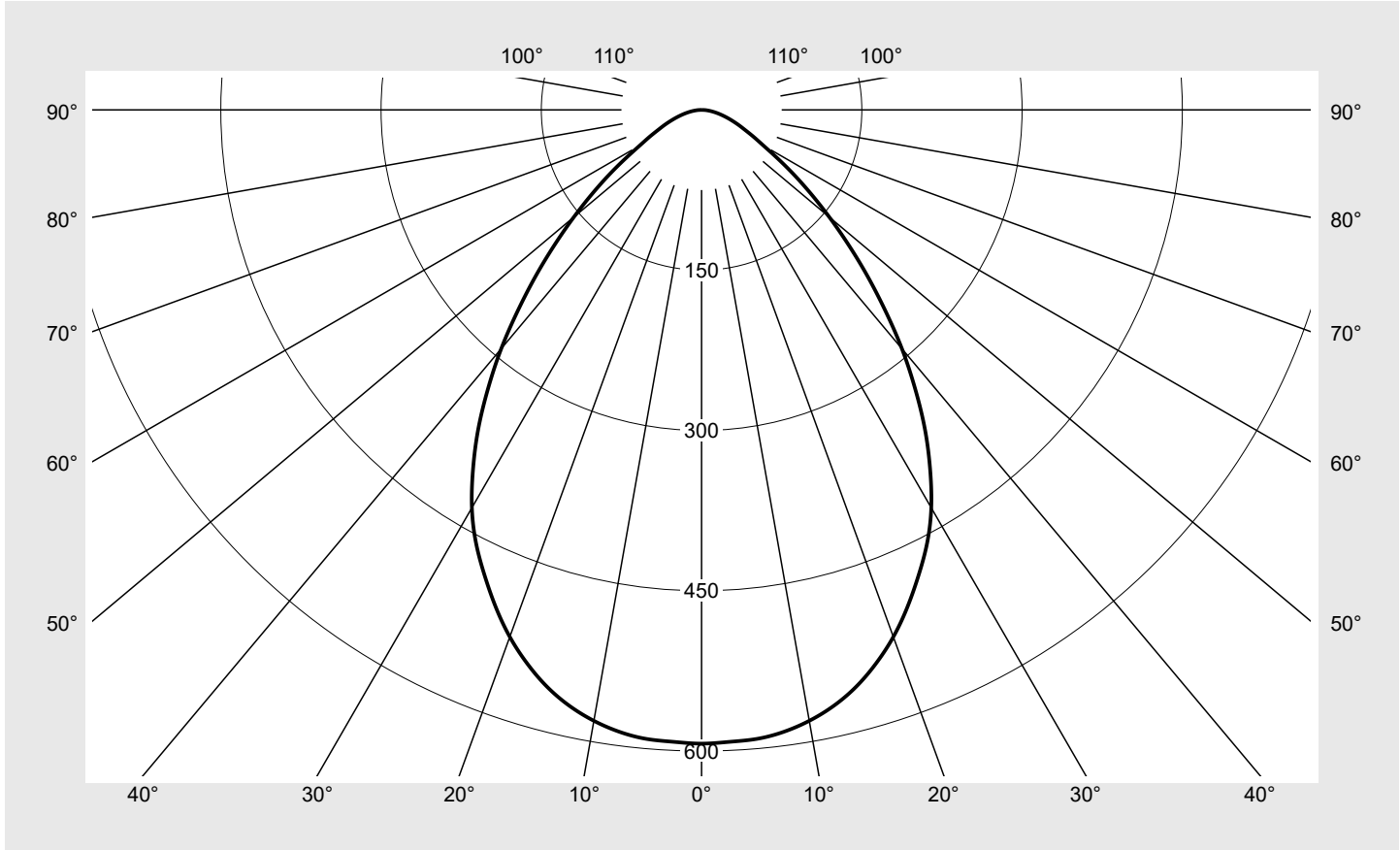


Photometric test report

Family Lunis 31	Order number: 51DN167E41 EAN: 4058352555996	LP number 59321_4
	Version cover, diffuse, wide distribution, UGR≤22	serial documentation 15.06.2022
	Lamps LED 4000 K CRI ≥ 80	
	Controlgear ECG	
	Rated values Net luminous flux = 1040 lm Power consumption = 8.3 W Luminous efficacy = 125.3 lm/W	
		

Luminous intensity in cd/klm C180-0 **Imax: 593 cd/klm**



Classifications	
DIN 5040	A 5 0
CIE	N1=69 N2=92 N3=99 N4=100 N5=100

Luminaire light output ratios	
η_{LB}	100.0%
ϕ_u	100.0%
ϕ_o	0.0%

Measurement conditions
 DIN EN 13032 and DIN 5032

Photometric test report

Family Lunis 31	Order number: 51DN167E41 EAN: 4058352555996	LP number 59321_4
---------------------------	--	-----------------------------

siteco

Table of values for luminous intensities	Maximum luminous intensity
---	-----------------------------------

C-planes	0°	Phi-zone	Total Phi-zone
γ	Luminous intensity in cd/klm	Luminous flux in lm/klm	
0,0°	593.1	0.9	0.9
2,5°	592.0	7.1	8.0
5,0°	590.9	14.1	22.1
7,5°	587.2	21.0	43.1
10,0°	580.6	27.6	70.7
12,5°	571.3	33.9	104.6
15,0°	558.9	39.7	144.3
17,5°	543.1	44.8	189.1
20,0°	524.8	49.2	238.3
22,5°	503.5	52.8	291.1
25,0°	480.6	55.7	346.8
27,5°	457.2	57.9	404.6
30,0°	430.0	58.9	463.6
32,5°	398.1	58.6	522.2
35,0°	364.4	57.3	579.5
37,5°	328.0	54.7	634.2
40,0°	291.7	51.4	685.6
42,5°	254.2	47.1	732.7
45,0°	219.1	42.5	775.2
47,5°	186.1	37.6	812.8
50,0°	156.1	32.8	845.6
52,5°	129.1	28.1	873.7
55,0°	105.3	23.7	897.3
57,5°	84.0	19.4	916.8
60,0°	67.0	15.9	932.7
62,5°	55.3	13.5	946.1
65,0°	45.6	11.3	957.5
67,5°	38.3	9.7	967.2
70,0°	31.8	8.2	975.3
72,5°	26.0	6.8	982.1
75,0°	20.9	5.5	987.7
77,5°	16.4	4.4	992.0
80,0°	12.3	3.3	995.4
82,5°	8.7	2.4	997.7
85,0°	5.5	1.5	999.2
87,5°	2.7	0.7	1000.0
90,0°	0.2	0.1	1000.0

Photometric test report

Family Lunis 31	Order number: 51DN167E41 EAN: 4058352555996	LP number 59321_4
---------------------------	--	-----------------------------

UGR-Table	Standard room	siteco
------------------	----------------------	---------------

Reflection factor of ceiling	0.7	0.7	0.5	0.5	0.3	0.7	0.7	0.5	0.5	0.3	
Reflection factor of walls	0.5	0.3	0.5	0.3	0.3	0.5	0.3	0.5	0.3	0.3	
Reflection factor of floor	0.2	0.2	0.2	0.2	0.2	0.2	0.2	0.2	0.2	0.2	
Room dimensions	View crosswise (C0)					View endwise (C90)					
x	y										
2H	2H	20.1	21.6	20.5	21.9	22.2	20.1	21.6	20.5	21.9	22.2
	3H	20.6	21.9	21.0	22.2	22.6	20.6	21.9	21.0	22.2	22.6
	4H	20.8	22.0	21.2	22.3	22.7	20.8	22.0	21.2	22.3	22.7
	6H	20.9	22.0	21.3	22.4	22.8	20.9	22.0	21.3	22.4	22.8
	8H	21.0	22.0	21.4	22.4	22.8	21.0	22.0	21.4	22.4	22.8
	12H	21.0	22.0	21.5	22.3	22.8	21.0	22.0	21.5	22.3	22.8
4H	2H	20.3	21.5	20.7	21.9	22.3	20.3	21.5	20.7	21.9	22.3
	3H	20.9	21.9	21.3	22.3	22.7	20.9	21.9	21.3	22.3	22.7
	4H	21.2	22.1	21.6	22.5	22.9	21.2	22.1	21.6	22.5	22.9
	6H	21.4	22.2	21.9	22.6	23.1	21.4	22.2	21.9	22.6	23.1
	8H	21.5	22.2	22.0	22.6	23.1	21.5	22.2	22.0	22.6	23.1
	12H	21.6	22.2	22.0	22.6	23.1	21.6	22.2	22.0	22.6	23.1
8H	4H	21.3	22.0	21.7	22.4	22.9	21.3	22.0	21.7	22.4	22.9
	6H	21.6	22.1	22.0	22.6	23.1	21.6	22.1	22.0	22.6	23.1
	8H	21.7	22.2	22.2	22.7	23.2	21.7	22.2	22.2	22.7	23.2
	12H	21.8	22.2	22.3	22.7	23.2	21.8	22.2	22.3	22.7	23.2
12H	4H	21.3	21.9	21.8	22.3	22.8	21.3	21.9	21.8	22.3	22.8
	6H	21.6	22.1	22.1	22.5	23.1	21.6	22.1	22.1	22.5	23.1
	8H	21.7	22.1	22.2	22.6	23.2	21.7	22.1	22.2	22.6	23.2

Luminance table	Max. for $\gamma \geq 65^\circ$	Photometric dimensions in mm: D = 146
------------------------	---	--

C-planes	0°
γ	Luminance in cd/m²
45,0°	19252.4
50,0°	15083.1
55,0°	11407.2
60,0°	8321.6
65,0°	6703.1
70,0°	5767.8
75,0°	5004.3
80,0°	4402.7
85,0°	3928.0

Photometric test report

Family Lunis 31	Order number: 51DN167E41 EAN: 4058352555996	LP number 59321_4
----------------------------------	--	------------------------------------

Luminance values in cd/m² γ 65° γ 70° γ 75° γ 80° γ 85° **siteco**

