

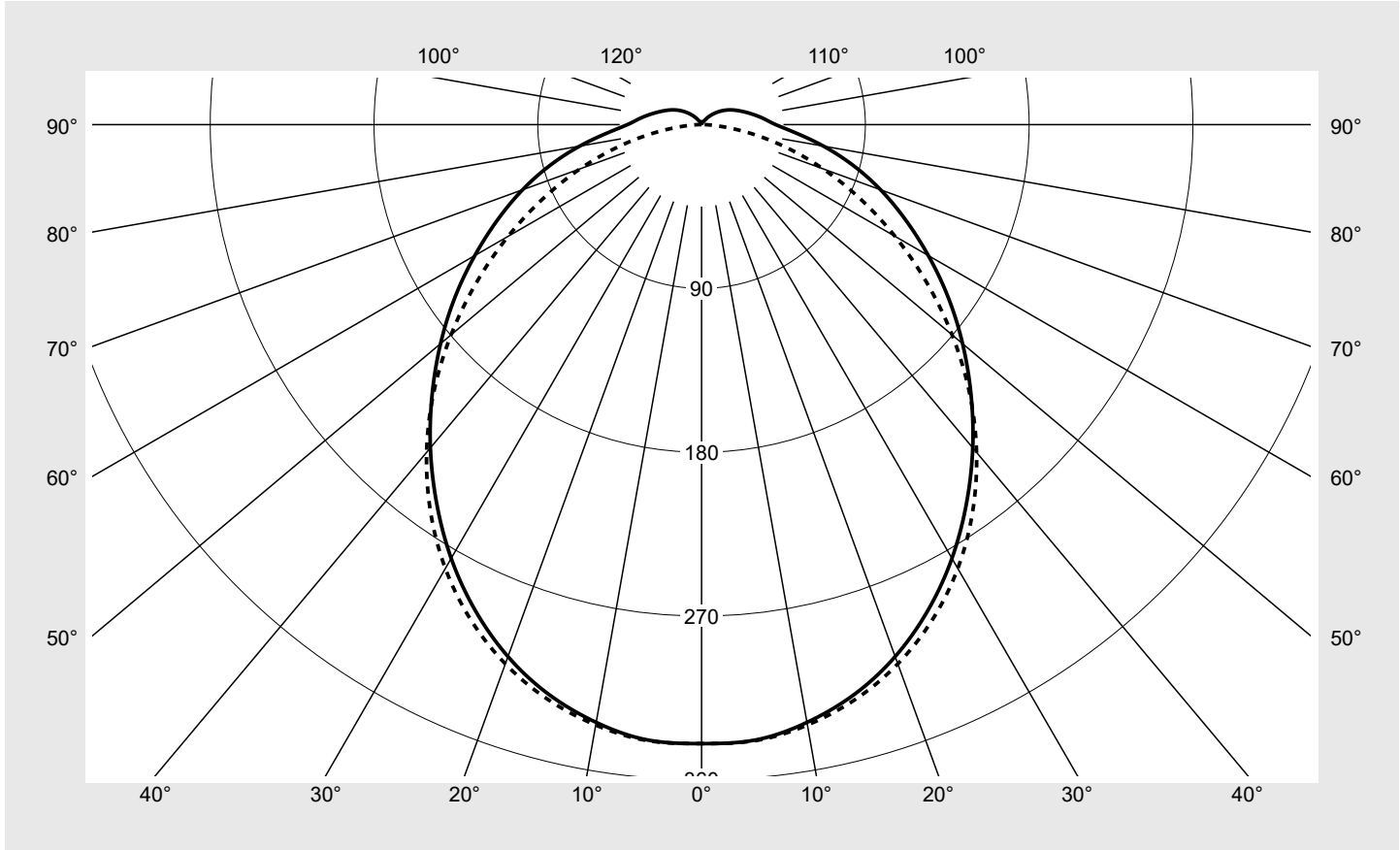


# Photometric test report

<b>Family</b> <b>Monsun® 21</b>	<b>Order number: 51FB10DP460B</b> <b>EAN: 4058352519974</b>	<b>LP number</b> <b>58939_45</b>
	<b>Version</b> prismatic diffuser, opal, PMMA, wide distribution <b>Lamps</b> LED 4000 K   CRI ≥ 80 <b>Controlgear</b> ECG-DALI <b>Rated values</b> Net luminous flux = 6060 lm Power consumption = 39.4 W Luminous efficacy = 153.8 lm/W	<b>serial documentation</b> <b>17.06.2021</b>
		

Luminous intensity in cd/klm C180-0 C270-90 **Imax: 340 cd/klm**



Classifications	
DIN 5040	A 4 1
CIE	N1=47 N2=77 N3=93 N4=94 N5=100

Luminaire light output ratios	
$\eta_{LB}$	100.0%
$\phi_u$	94.2%
$\phi_o$	5.8%

**Measurement conditions**  
DIN EN 13032 and DIN 5032

## Photometric test report

<b>Family</b> <b>Monsun® 21</b>	<b>Order number: 51FB10DP460B</b> <b>EAN: 4058352519974</b>	<b>LP number</b> <b>58939_45</b>
<b>Table of values for luminous intensities</b>		<b>Maximum luminous intensity</b>
		<b>siteco</b>

C-planes $\gamma$	0° 180°	15°	30°	45°	60°	75°	90° 270°	Phi-zone	Total Phi-zone
		165° 195° 345°	150° 210° 330°	135° 225° 315°	120° 240° 300°	105° 255° 285°			
Luminous intensity in cd/klm							Luminous flux in lm/klm		
0°	340.1	340.1	340.1	340.1	340.1	340.1	340.1	2.0	2.0
5°	339.4	338.3	336.5	337.9	339.5	339.4	339.8	16.2	18.2
10°	333.5	333.0	331.2	332.8	334.6	334.7	335.0	31.7	49.9
15°	324.2	324.2	322.5	324.2	326.1	326.4	326.9	46.1	96.0
20°	311.0	311.6	310.1	311.9	314.1	314.7	315.3	58.6	154.6
25°	294.4	295.4	294.1	296.0	298.4	299.4	300.2	68.7	223.4
30°	275.2	276.6	275.1	276.8	279.4	280.7	281.6	76.1	299.5
35°	253.9	255.2	253.8	254.9	257.1	258.4	259.7	80.5	380.0
40°	231.8	232.9	231.3	231.1	232.5	233.8	235.1	81.9	461.9
45°	209.4	209.9	207.8	205.9	206.1	206.6	208.2	80.4	542.4
50°	187.2	187.1	184.8	181.3	179.3	178.3	179.7	76.6	619.0
55°	165.5	164.8	162.1	157.0	153.1	150.2	150.9	70.7	689.7
60°	143.9	142.9	139.5	133.7	127.9	123.2	122.7	63.3	753.0
65°	123.6	122.5	117.8	111.0	104.2	97.9	96.0	54.9	808.0
70°	104.7	103.3	97.1	89.4	81.7	74.3	71.0	45.8	853.8
75°	86.1	84.4	77.8	69.2	60.2	52.2	47.8	36.3	890.0
80°	68.0	66.1	60.2	50.5	40.7	32.1	26.9	26.7	916.7
85°	51.8	50.0	44.6	35.3	24.7	15.7	10.1	18.3	935.0
90°	40.8	39.2	34.4	26.0	15.9	6.9	1.8	13.1	948.2
95°	34.8	33.5	29.7	22.7	13.6	5.1	1.6	11.2	959.3
100°	29.9	28.8	25.4	19.2	11.3	3.7	1.4	9.4	968.7
105°	25.7	24.7	21.4	16.1	8.8	2.4	1.2	7.7	976.4
110°	22.1	20.9	18.0	13.0	6.6	1.4	1.1	6.1	982.5
115°	19.0	17.8	15.0	10.4	4.7	1.2	1.1	4.9	987.4
120°	16.0	14.8	12.2	7.9	3.1	1.2	1.0	3.8	991.2
125°	13.0	11.9	9.4	5.6	1.7	1.1	0.9	2.7	993.9
130°	10.1	9.1	6.9	3.7	1.4	1.1	1.0	1.9	995.9
135°	7.3	6.5	4.6	2.1	1.4	1.1	1.1	1.3	997.1
140°	4.8	4.1	2.7	1.7	1.4	1.1	1.1	0.8	998.0
145°	2.6	2.3	1.9	1.7	1.4	1.2	1.2	0.5	998.5
150°	2.0	2.0	1.9	1.6	1.3	1.3	1.3	0.4	998.9
155°	1.9	1.9	1.7	1.6	1.4	1.4	1.4	0.4	999.3
160°	1.7	1.7	1.6	1.4	1.4	1.4	1.4	0.3	999.6
165°	1.4	1.4	1.4	1.4	1.4	1.4	1.4	0.2	999.8
170°	1.3	1.4	1.4	1.4	1.4	1.4	1.4	0.1	999.9
175°	1.4	1.4	1.4	1.4	1.4	1.4	1.4	0.1	1000.0
180°	1.4	1.4	1.4	1.4	1.4	1.4	1.4	0.0	1000.0

## Photometric test report

<b>Family</b> <b>Monsun® 21</b>	<b>Order number: 51FB10DP460B</b> <b>EAN: 4058352519974</b>	<b>LP number</b> <b>58939_45</b>
------------------------------------	--	-------------------------------------

<b>UGR-Table</b>	<b>Standard room</b>	<b>siteco</b>
------------------	----------------------	---------------

Reflection factor of ceiling	0.7	0.7	0.5	0.5	0.3	0.7	0.7	0.5	0.5	0.3	
Reflection factor of walls	0.5	0.3	0.5	0.3	0.3	0.5	0.3	0.5	0.3	0.3	
Reflection factor of floor	0.2	0.2	0.2	0.2	0.2	0.2	0.2	0.2	0.2	0.2	
Room dimensions	View crosswise (C0)					View endwise (C90)					
x	y										
2H	2H	20.1	21.8	20.4	22.1	22.4	20.1	21.8	20.4	22.1	22.4
	3H	21.8	23.4	22.2	23.7	24.0	21.4	23.0	21.8	23.3	23.7
	4H	22.6	24.1	23.0	24.4	24.8	22.0	23.4	22.4	23.8	24.1
	6H	23.4	24.7	23.8	25.1	25.5	22.3	23.7	22.7	24.1	24.4
	8H	23.8	25.0	24.2	25.4	25.8	22.5	23.7	22.9	24.1	24.5
	12H	24.1	25.3	24.5	25.7	26.1	22.5	23.7	22.9	24.1	24.5
4H	2H	20.8	22.2	21.2	22.6	23.0	20.8	22.2	21.2	22.6	22.9
	3H	22.7	24.0	23.1	24.3	24.8	22.3	23.6	22.8	24.0	24.4
	4H	23.7	24.8	24.1	25.2	25.6	23.0	24.1	23.4	24.5	24.9
	6H	24.6	25.6	25.0	26.0	26.5	23.5	24.5	23.9	24.9	25.3
	8H	25.0	25.9	25.5	26.4	26.8	23.6	24.5	24.1	25.0	25.4
	12H	25.4	26.2	25.9	26.7	27.2	23.7	24.5	24.2	25.0	25.5
8H	4H	24.0	24.9	24.5	25.4	25.8	23.4	24.3	23.9	24.7	25.2
	6H	25.1	25.9	25.6	26.3	26.8	24.0	24.8	24.5	25.2	25.7
	8H	25.6	26.3	26.1	26.8	27.3	24.2	24.9	24.7	25.4	25.9
	12H	26.2	26.8	26.7	27.2	27.8	24.4	25.0	24.9	25.5	26.0
12H	4H	24.0	24.9	24.5	25.3	25.8	23.5	24.3	24.0	24.8	25.2
	6H	25.2	25.8	25.7	26.3	26.8	24.2	24.8	24.7	25.3	25.8
	8H	25.8	26.4	26.3	26.8	27.4	24.4	25.0	24.9	25.5	26.0

<b>Luminance table</b>	<b>Max. for <math>\gamma \geq 65^\circ</math></b>	<b>Photometric dimensions in mm:</b>	<b>L = 1590</b>	<b>H(C0) = 21</b>	<b>H(C180) = 21</b>
			<b>B = 87</b>	<b>H(C90) = 21</b>	<b>H(C270) = 21</b>

C-planes	$\gamma$	Luminance in cd/m <sup>2</sup>							
		0° 180°	15° 165° 195° 345°	30° 150° 210° 330°	45° 135° 225° 315°	60° 120° 240° 300°	75° 105° 255° 285°	90° 270°	
45°		10449.2	10514.0	10590.9	10812.3	11279.0	11903.7	12729.5	
50°		9910.4	9947.1	10021.4	10174.3	10559.1	11152.3	12057.1	
55°		9397.4	9408.4	9466.0	9540.6	9838.0	10356.4	11309.9	
60°		8890.5	8883.0	8898.4	8926.7	9122.7	9550.8	10512.6	
65°		8444.8	8424.5	8353.2	8300.2	8416.7	8738.9	9677.6	
70°		8062.1	8016.6	7808.5	7661.0	7674.7	7883.8	8780.5	
75°		7663.1	7590.8	7299.5	7003.5	6829.7	6900.2	7714.1	
80°		7240.2	7120.0	6828.2	6301.9	5863.0	5667.9	6308.3	
85°		6931.7	6784.9	6467.7	5807.7	4936.7	4230.0	4405.6	

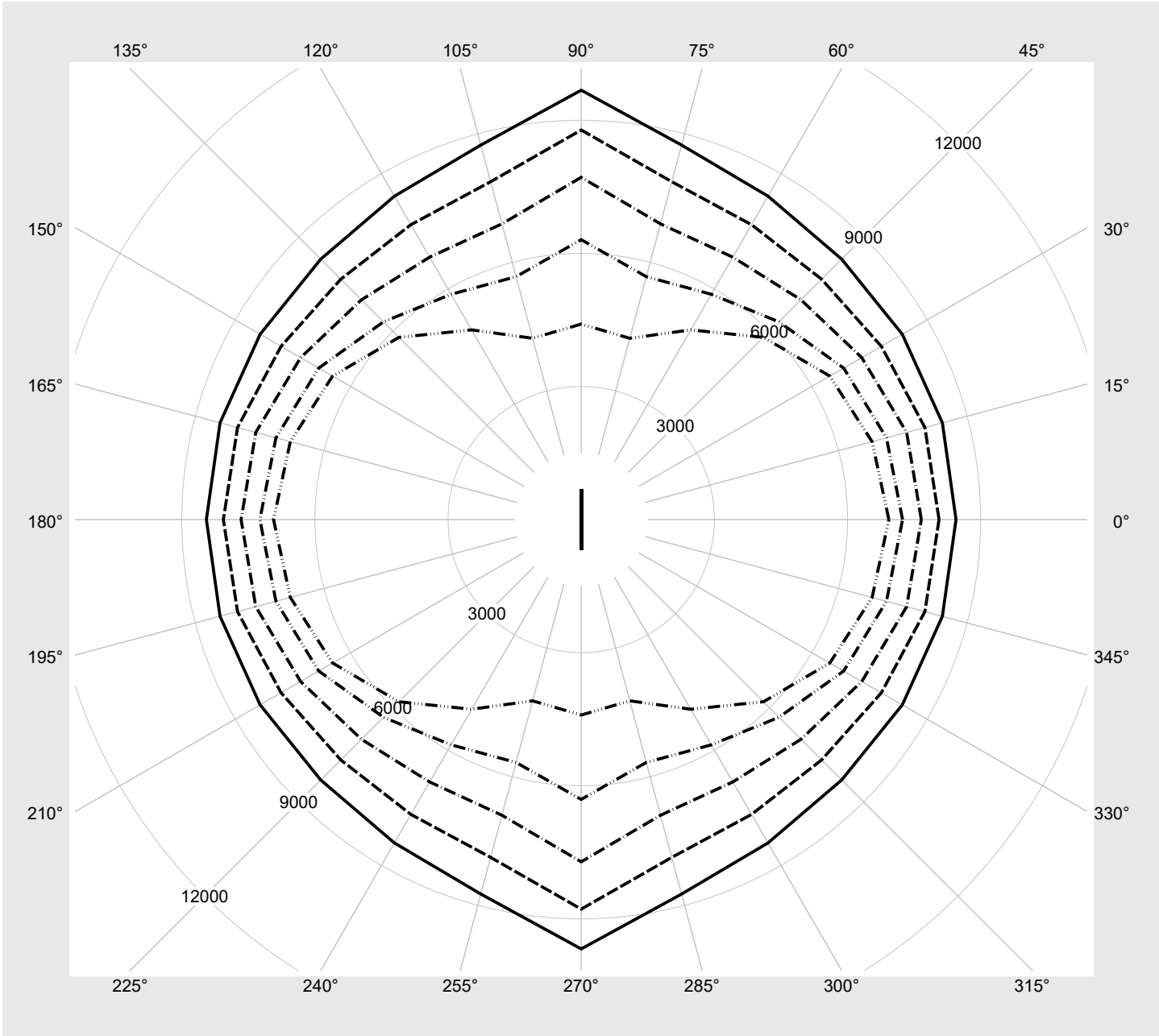
**Photometric test report**

<b>Family</b> <b>Monsun® 21</b>	<b>Order number: 51FB10DP460B</b> <b>EAN: 4058352519974</b>	<b>LP number</b> <b>58939_45</b>
------------------------------------	--	-------------------------------------



**Luminance values in cd/m<sup>2</sup>**

$\gamma$  65°   
   $\gamma$  70°   
   $\gamma$  75°   
   $\gamma$  80°   
   $\gamma$  85°



## Photometric test report

<b>Family</b> <b>Monsun® 21</b>	<b>Order number: 51FB10DP460B</b> <b>EAN: 4058352519974</b>	<b>LP number</b> <b>58939_45</b>
------------------------------------	--	-------------------------------------

<b>Dimming levels table</b>	environmental temperature: 25°C	<b>sITeco</b>
-----------------------------	---------------------------------	---------------

Luminous flux %	Dimming level linear	Dimming level logarithmic	Luminous flux [lm]	Power consumption [W]
100	254	254	6060	39.4
95	240	252	5749	37.2
90	227	250	5456	35.1
85	213	248	5141	33.0
80	200	245	4844	31.0
75	187	243	4544	29.1
70	174	240	4242	27.1
65	161	237	3938	25.1
60	148	234	3630	23.2
55	136	231	3344	21.5
50	123	227	3033	19.6
45	110	223	2719	17.7
40	98	219	2427	16.0
35	85	214	2109	14.1
30	73	208	1814	12.4
25	61	202	1518	10.6
20	49	194	1219	8.8
15	37	183	917	7.2
10	25	169	614	5.6
5	13	145	308	4.0
3	7	122	155	3.2