



# Photometric test report

<b>Family</b> <b>Monsun® 21</b>	<b>Order number: 51FB10DP480B</b> <b>EAN: 4058352520024</b>	<b>LP number</b> <b>58939_46</b>
	<b>Version</b> prismatic diffuser, opal, PMMA, wide distribution <b>Lamps</b> LED 4000 K   CRI ≥ 80 <b>Controlgear</b> ECG-DALI <b>Rated values</b> Net luminous flux = 8090 lm Power consumption = 54.4 W Luminous efficacy = 148.7 lm/W	<b>serial documentation</b> <b>17.06.2021</b>
		

Luminous intensity in cd/klm C180-0 C270-90 **Imax: 340 cd/klm**



Classifications	
DIN 5040	A 4 1
CIE	N1=47 N2=77 N3=93 N4=94 N5=100

Luminaire light output ratios	
$\eta_{LB}$	100.0%
$\phi_u$	94.2%
$\phi_o$	5.8%

**Measurement conditions**  
 DIN EN 13032 and DIN 5032

## Photometric test report

<b>Family</b> <b>Monsun® 21</b>	<b>Order number: 51FB10DP480B</b> <b>EAN: 4058352520024</b>	<b>LP number</b> <b>58939_46</b>
<b>Table of values for luminous intensities</b>		<b>Maximum luminous intensity</b>
		<b>siteco</b>

C-planes γ	0° 180°	15°	30°	45°	60°	75°	90° 270°	Phi-zone	Total Phi-zone
		165° 195° 345°	150° 210° 330°	135° 225° 315°	120° 240° 300°	105° 255° 285°			
Luminous intensity in cd/klm							Luminous flux in lm/klm		
0°	340.1	340.1	340.1	340.1	340.1	340.1	340.1	2.0	2.0
5°	339.4	338.3	336.5	337.9	339.5	339.4	339.8	16.2	18.2
10°	333.5	333.0	331.2	332.8	334.6	334.7	335.0	31.7	49.9
15°	324.2	324.2	322.5	324.2	326.1	326.4	326.9	46.1	96.0
20°	311.0	311.6	310.1	311.9	314.1	314.7	315.3	58.6	154.6
25°	294.4	295.4	294.1	296.0	298.4	299.4	300.2	68.7	223.4
30°	275.2	276.6	275.1	276.8	279.4	280.7	281.6	76.1	299.5
35°	253.9	255.2	253.8	254.9	257.1	258.4	259.7	80.5	380.0
40°	231.8	232.9	231.3	231.1	232.5	233.8	235.1	81.9	461.9
45°	209.4	209.9	207.8	205.9	206.1	206.6	208.2	80.4	542.4
50°	187.2	187.1	184.8	181.3	179.3	178.3	179.7	76.6	619.0
55°	165.5	164.8	162.1	157.0	153.1	150.2	150.9	70.7	689.7
60°	143.9	142.9	139.5	133.7	127.9	123.2	122.7	63.3	753.0
65°	123.6	122.5	117.8	111.0	104.2	97.9	96.0	54.9	808.0
70°	104.7	103.3	97.1	89.4	81.7	74.3	71.0	45.8	853.8
75°	86.1	84.4	77.8	69.2	60.2	52.2	47.8	36.3	890.0
80°	68.0	66.1	60.2	50.5	40.7	32.1	26.9	26.7	916.7
85°	51.8	50.0	44.6	35.3	24.7	15.7	10.1	18.3	935.0
90°	40.8	39.2	34.4	26.0	15.9	6.9	1.8	13.1	948.2
95°	34.8	33.5	29.7	22.7	13.6	5.1	1.6	11.2	959.3
100°	29.9	28.8	25.4	19.2	11.3	3.7	1.4	9.4	968.7
105°	25.7	24.7	21.4	16.1	8.8	2.4	1.2	7.7	976.4
110°	22.1	20.9	18.0	13.0	6.6	1.4	1.1	6.1	982.5
115°	19.0	17.8	15.0	10.4	4.7	1.2	1.1	4.9	987.4
120°	16.0	14.8	12.2	7.9	3.1	1.2	1.0	3.8	991.2
125°	13.0	11.9	9.4	5.6	1.7	1.1	0.9	2.7	993.9
130°	10.1	9.1	6.9	3.7	1.4	1.1	1.0	1.9	995.9
135°	7.3	6.5	4.6	2.1	1.4	1.1	1.1	1.3	997.1
140°	4.8	4.1	2.7	1.7	1.4	1.1	1.1	0.8	998.0
145°	2.6	2.3	1.9	1.7	1.4	1.2	1.2	0.5	998.5
150°	2.0	2.0	1.9	1.6	1.3	1.3	1.3	0.4	998.9
155°	1.9	1.9	1.7	1.6	1.4	1.4	1.4	0.4	999.3
160°	1.7	1.7	1.6	1.4	1.4	1.4	1.4	0.3	999.6
165°	1.4	1.4	1.4	1.4	1.4	1.4	1.4	0.2	999.8
170°	1.3	1.4	1.4	1.4	1.4	1.4	1.4	0.1	999.9
175°	1.4	1.4	1.4	1.4	1.4	1.4	1.4	0.1	1000.0
180°	1.4	1.4	1.4	1.4	1.4	1.4	1.4	0.0	1000.0

## Photometric test report

<b>Family</b> Monsun® 21	<b>Order number: 51FB10DP480B</b> <b>EAN: 4058352520024</b>	<b>LP number</b> 58939_46
-----------------------------	--	------------------------------

<b>UGR-Table</b>	<b>Standard room</b>	<b>siteco</b>
------------------	----------------------	---------------

Reflection factor of ceiling	0.7	0.7	0.5	0.5	0.3	0.7	0.7	0.5	0.5	0.3	
Reflection factor of walls	0.5	0.3	0.5	0.3	0.3	0.5	0.3	0.5	0.3	0.3	
Reflection factor of floor	0.2	0.2	0.2	0.2	0.2	0.2	0.2	0.2	0.2	0.2	
Room dimensions	View crosswise (C0)					View endwise (C90)					
x	y										
2H	2H	21.1	22.8	21.4	23.1	23.4	21.1	22.8	21.4	23.1	23.4
	3H	22.8	24.4	23.2	24.7	25.1	22.4	24.0	22.8	24.3	24.7
	4H	23.6	25.1	24.0	25.4	25.8	23.0	24.4	23.4	24.8	25.1
	6H	24.4	25.7	24.8	26.1	26.5	23.3	24.7	23.7	25.1	25.4
	8H	24.8	26.0	25.2	26.4	26.8	23.5	24.7	23.9	25.1	25.5
	12H	25.1	26.3	25.5	26.7	27.1	23.5	24.7	23.9	25.1	25.5
4H	2H	21.8	23.2	22.2	23.6	24.0	21.8	23.2	22.2	23.6	23.9
	3H	23.7	25.0	24.1	25.4	25.8	23.3	24.6	23.8	25.0	25.4
	4H	24.7	25.8	25.1	26.2	26.6	24.0	25.1	24.4	25.5	26.0
	6H	25.6	26.6	26.0	27.0	27.5	24.5	25.5	24.9	25.9	26.3
	8H	26.0	26.9	26.5	27.4	27.8	24.6	25.5	25.1	26.0	26.4
	12H	26.4	27.2	26.9	27.7	28.2	24.7	25.5	25.2	26.0	26.5
8H	4H	25.0	25.9	25.5	26.4	26.8	24.4	25.3	24.9	25.7	26.2
	6H	26.1	26.9	26.6	27.3	27.8	25.0	25.8	25.5	26.2	26.7
	8H	26.6	27.3	27.1	27.8	28.3	25.2	25.9	25.7	26.4	26.9
	12H	27.2	27.8	27.7	28.3	28.8	25.4	26.0	25.9	26.5	27.0
12H	4H	25.0	25.9	25.5	26.3	26.8	24.5	25.3	25.0	25.8	26.2
	6H	26.2	26.9	26.7	27.3	27.8	25.2	25.8	25.7	26.3	26.8
	8H	26.8	27.4	27.3	27.9	28.4	25.4	26.0	25.9	26.5	27.0

<b>Luminance table</b>	<b>Max. for <math>\gamma \geq 65^\circ</math></b>	<b>Photometric dimensions in mm:</b>	<b>L = 1590</b>	<b>H(C0) = 21</b>	<b>H(C180) = 21</b>
			<b>B = 87</b>	<b>H(C90) = 21</b>	<b>H(C270) = 21</b>

C-planes	$\gamma$	Luminance in cd/m <sup>2</sup>							
		0° 180°	15° 165° 195° 345°	30° 150° 210° 330°	45° 135° 225° 315°	60° 120° 240° 300°	75° 105° 255° 285°	90° 270°	
45°		13949.5	14036.0	14138.6	14434.3	15057.3	15891.2	16993.6	
50°		13230.2	13279.2	13378.5	13582.6	14096.2	14888.2	16096.1	
55°		12545.4	12560.0	12636.9	12736.5	13133.5	13825.6	15098.5	
60°		11868.6	11858.7	11879.3	11917.0	12178.7	12750.2	14034.2	
65°		11273.6	11246.5	11151.4	11080.6	11236.2	11666.3	12919.4	
70°		10762.8	10702.0	10424.3	10227.4	10245.6	10524.8	11721.9	
75°		10230.1	10133.5	9744.8	9349.5	9117.6	9211.6	10298.1	
80°		9665.6	9505.1	9115.6	8412.9	7827.0	7566.5	8421.5	
85°		9253.7	9057.8	8634.2	7753.2	6590.4	5647.0	5881.4	

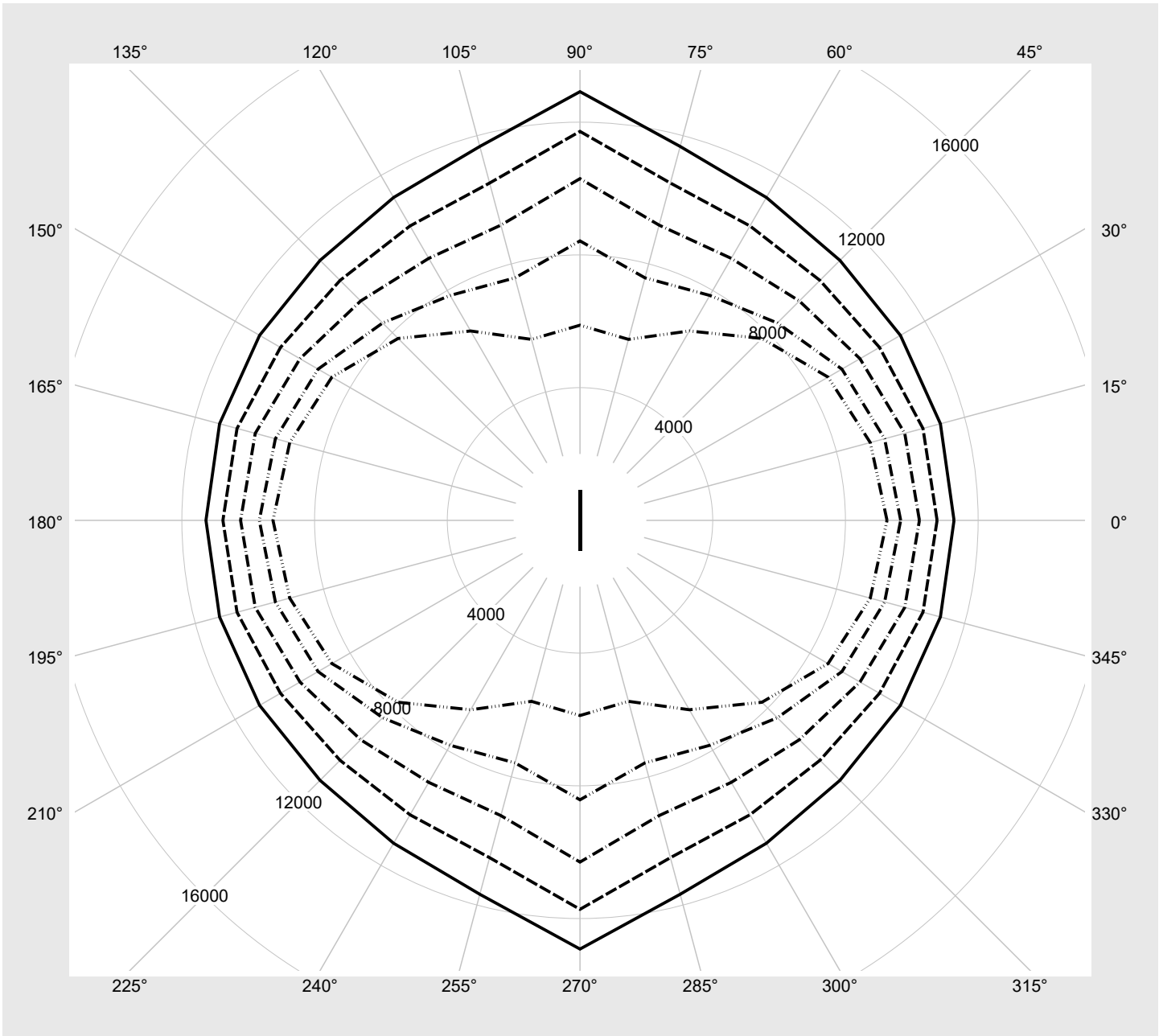
**Photometric test report**

<b>Family</b> <b>Monsun® 21</b>	<b>Order number: 51FB10DP480B</b> <b>EAN: 4058352520024</b>	<b>LP number</b> <b>58939_46</b>
------------------------------------	--	-------------------------------------

**Luminance values in cd/m<sup>2</sup>**

$\gamma$  65°   
   $\gamma$  70°   
   $\gamma$  75°   
   $\gamma$  80°   
   $\gamma$  85°

**siteco**



## Photometric test report

<b>Family</b> <b>Monsun® 21</b>	<b>Order number: 51FB10DP480B</b> <b>EAN: 4058352520024</b>	<b>LP number</b> <b>58939_46</b>
------------------------------------	--	-------------------------------------

<b>Dimming levels table</b>	environmental temperature: 25°C	<b>sITeco</b>
-----------------------------	---------------------------------	---------------

Luminous flux %	Dimming level linear	Dimming level logarithmic	Luminous flux [lm]	Power consumption [W]
100	254	254	8090	54.4
95	240	252	7688	51.3
90	226	250	7282	48.2
85	212	247	6869	45.2
80	199	245	6482	42.4
75	185	242	6058	39.3
70	172	240	5661	36.5
65	159	237	5258	33.8
60	146	234	4853	31.0
55	133	230	4441	28.4
50	121	227	4056	26.0
45	108	223	3636	23.2
40	96	218	3244	20.9
35	84	213	2847	18.4
30	71	207	2413	15.9
25	59	201	2010	13.4
20	47	192	1605	11.1
15	36	182	1229	8.9
10	24	168	814	6.6
5	12	142	397	4.4
2	5	110	151	3.2