

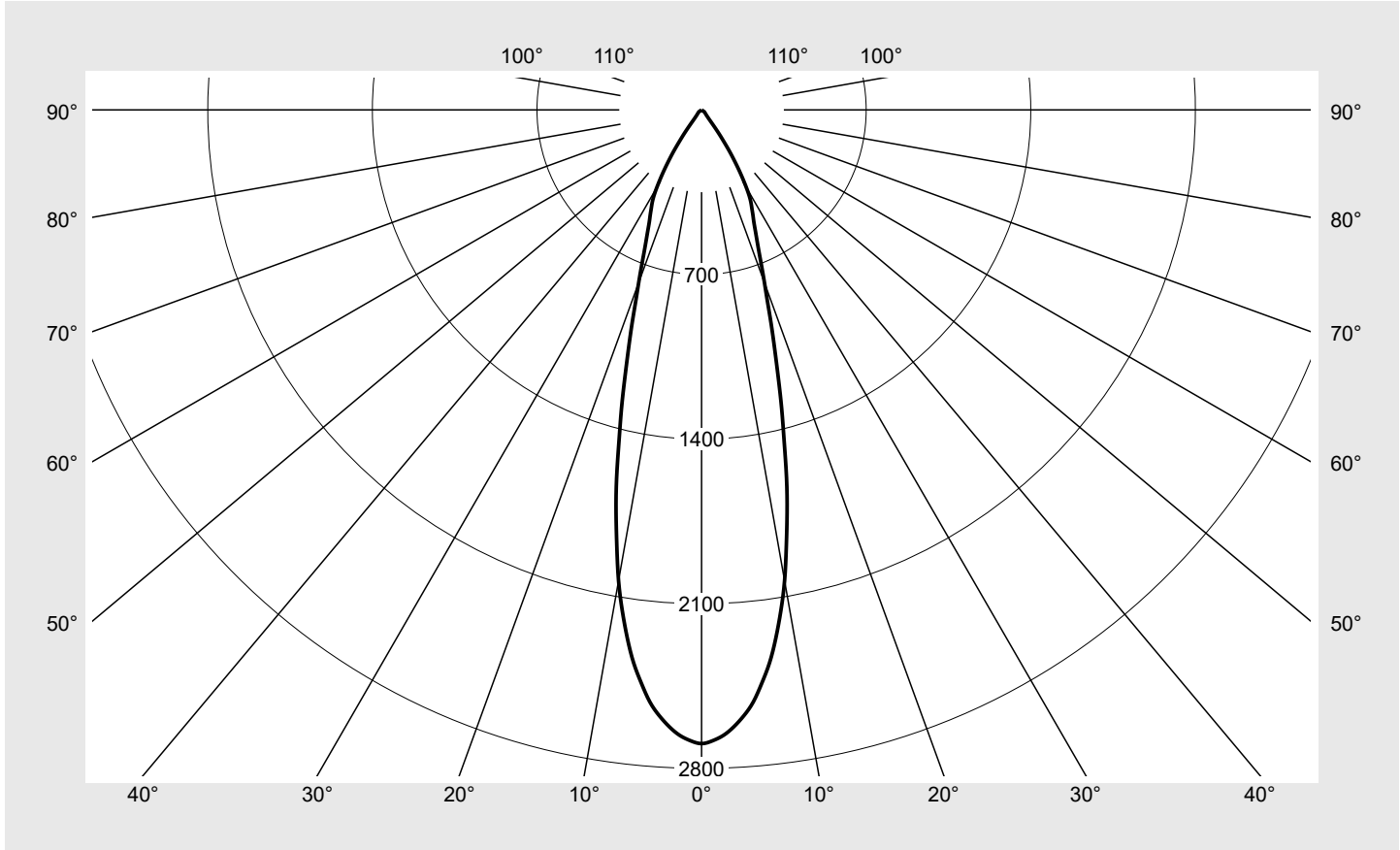


Photometric test report

Family Spot 21	Order number: 51SE13MBD5B EAN: 4058352716632	LP number 59385_3
	Version reflector, cover panel, PC, medium distribution Lamps LED 4000 K CRI ≥ 90 Controlgear ECG Multilumen Setting factory setting: DIP-Step=14	serial documentation 14.02.2023
	Rated values Net luminous flux = 5300 lm Power consumption = 39.6 W Luminous efficacy = 133.9 lm/W	

Luminous intensity in cd/klm C180-0 **Imax: 2695 cd/klm**



Classifications	
DIN 5040	A 8 0
CIE	N1=95 N2=98 N3=99 N4=100 N5=100

Luminaire light output ratios	
η_{LB}	100.0%
ϕ_u	100.0%
ϕ_o	0.0%

Measurement conditions
 DIN EN 13032 and DIN 5032

Photometric test report

Family Spot 21	Order number: 51SE13MBD5B EAN: 4058352716632	LP number 59385_3
Table of values for luminous intensities		Maximum luminous intensity
		siteco

C-planes	0°	Phi-zone	Total Phi-zone
γ	Luminous intensity in cd/klm		Luminous flux in lm/klm
0°	2694.7	0.6	0.6
1°	2682.9	5.1	5.8
2°	2661.3	10.2	16.0
3°	2626.5	15.1	31.0
4°	2582.0	19.8	50.8
5°	2526.7	24.1	74.9
6°	2451.1	28.1	103.0
7°	2369.6	31.7	134.7
8°	2268.5	34.6	169.3
9°	2155.9	37.0	206.3
10°	2033.1	38.7	245.0
11°	1889.1	39.5	284.5
12°	1749.6	39.9	324.4
13°	1606.3	39.6	364.1
14°	1451.7	38.5	402.6
15°	1316.6	37.4	439.9
16°	1182.9	35.8	475.7
17°	1063.4	34.1	509.8
18°	958.3	32.5	542.3
19°	860.0	30.7	573.0
20°	782.1	29.3	602.3
21°	713.2	28.0	630.3
22°	652.6	26.8	657.1
23°	603.4	25.9	683.0
24°	562.1	25.1	708.1
25°	526.2	24.4	732.5
26°	498.5	24.0	756.4
27°	471.8	23.5	779.9
28°	447.7	23.1	803.0
29°	418.5	22.2	825.2
30°	379.9	20.8	846.0
31°	337.7	19.1	865.1
32°	295.4	17.2	882.3
33°	252.5	15.1	897.4
34°	211.9	13.0	910.4
35°	167.9	10.6	920.9
36°	131.9	8.5	929.4
37°	96.9	6.4	935.8
38°	68.0	4.6	940.4
39°	50.9	3.5	943.9
40°	42.0	3.0	946.9
41°	36.2	2.6	949.5
42°	31.8	2.3	951.8
43°	28.9	2.2	954.0
44°	26.7	2.0	956.0
45°	24.8	1.9	957.9
46°	23.2	1.8	959.8

C-planes	0°	Phi-zone	Total Phi-zone
γ	Luminous intensity in cd/klm		Luminous flux in lm/klm
47°	22.0	1.8	961.5
48°	20.4	1.7	963.2
49°	19.4	1.6	964.8
50°	17.8	1.5	966.3
51°	17.1	1.5	967.8
52°	16.0	1.4	969.1
53°	15.3	1.3	970.5
54°	14.6	1.3	971.8
55°	14.2	1.3	973.0
56°	13.3	1.2	974.2
57°	12.9	1.2	975.4
58°	12.3	1.1	976.6
59°	12.0	1.1	977.7
60°	11.7	1.1	978.8
61°	11.3	1.1	979.9
62°	11.2	1.1	981.0
63°	10.7	1.0	982.0
64°	10.6	1.0	983.1
65°	10.0	1.0	984.1
66°	9.9	1.0	985.0
67°	9.6	1.0	986.0
68°	9.2	0.9	986.9
69°	9.0	0.9	987.9
70°	8.7	0.9	988.8
71°	8.2	0.9	989.6
72°	7.9	0.8	990.4
73°	7.8	0.8	991.3
74°	7.5	0.8	992.0
75°	7.5	0.8	992.8
76°	6.8	0.7	993.6
77°	6.7	0.7	994.3
78°	6.6	0.7	995.0
79°	6.3	0.7	995.7
80°	5.8	0.6	996.3
81°	5.5	0.6	996.9
82°	5.1	0.6	997.4
83°	4.5	0.5	997.9
84°	4.1	0.4	998.4
85°	3.4	0.4	998.8
86°	3.0	0.3	999.1
87°	2.6	0.3	999.4
88°	2.2	0.2	999.6
89°	2.4	0.3	999.9
90°	2.4	0.3	1000.1

Photometric test report

Family Spot 21	Order number: 51SE13MBD5B EAN: 4058352716632	LP number 59385_3
-------------------	-------------------------------------------------	----------------------

UGR-Table	Standard room	sitEco
-----------	---------------	--------

Reflection factor of ceiling	0.7	0.7	0.5	0.5	0.3	0.7	0.7	0.5	0.5	0.3	
Reflection factor of walls	0.5	0.3	0.5	0.3	0.3	0.5	0.3	0.5	0.3	0.3	
Reflection factor of floor	0.2	0.2	0.2	0.2	0.2	0.2	0.2	0.2	0.2	0.2	
Room dimensions	View crosswise (C0)					View endwise (C90)					
x	y										
2H	2H	21.1	22.1	21.4	22.4	22.8	21.1	22.1	21.4	22.4	22.8
	3H	21.4	22.4	21.8	22.7	23.1	21.4	22.4	21.8	22.7	23.1
	4H	21.8	22.6	22.2	23.0	23.3	21.8	22.6	22.2	23.0	23.3
	6H	22.2	22.9	22.6	23.3	23.7	22.2	22.9	22.6	23.3	23.7
	8H	22.5	23.1	23.0	23.5	23.9	22.5	23.1	23.0	23.5	23.9
	12H	22.7	23.3	23.2	23.7	24.1	22.7	23.3	23.2	23.7	24.1
4H	2H	21.0	21.9	21.4	22.2	22.6	21.0	21.9	21.4	22.2	22.6
	3H	21.6	22.3	22.0	22.7	23.1	21.6	22.3	22.0	22.7	23.1
	4H	22.1	22.7	22.5	23.1	23.6	22.1	22.7	22.5	23.1	23.6
	6H	22.7	23.2	23.2	23.7	24.2	22.7	23.2	23.2	23.7	24.2
	8H	23.1	23.5	23.5	24.0	24.5	23.1	23.5	23.5	24.0	24.5
	12H	23.4	23.8	23.9	24.2	24.7	23.4	23.8	23.9	24.2	24.7
8H	4H	22.3	22.7	22.8	23.2	23.7	22.3	22.7	22.8	23.2	23.7
	6H	23.1	23.5	23.6	23.9	24.5	23.1	23.5	23.6	23.9	24.5
	8H	23.5	23.9	24.1	24.4	24.9	23.5	23.9	24.1	24.4	24.9
	12H	24.0	24.3	24.6	24.8	25.3	24.0	24.3	24.6	24.8	25.3
12H	4H	22.4	22.7	22.9	23.2	23.7	22.4	22.7	22.9	23.2	23.7
	6H	23.2	23.5	23.7	24.0	24.5	23.2	23.5	23.7	24.0	24.5
	8H	23.7	24.0	24.3	24.5	25.0	23.7	24.0	24.3	24.5	25.0

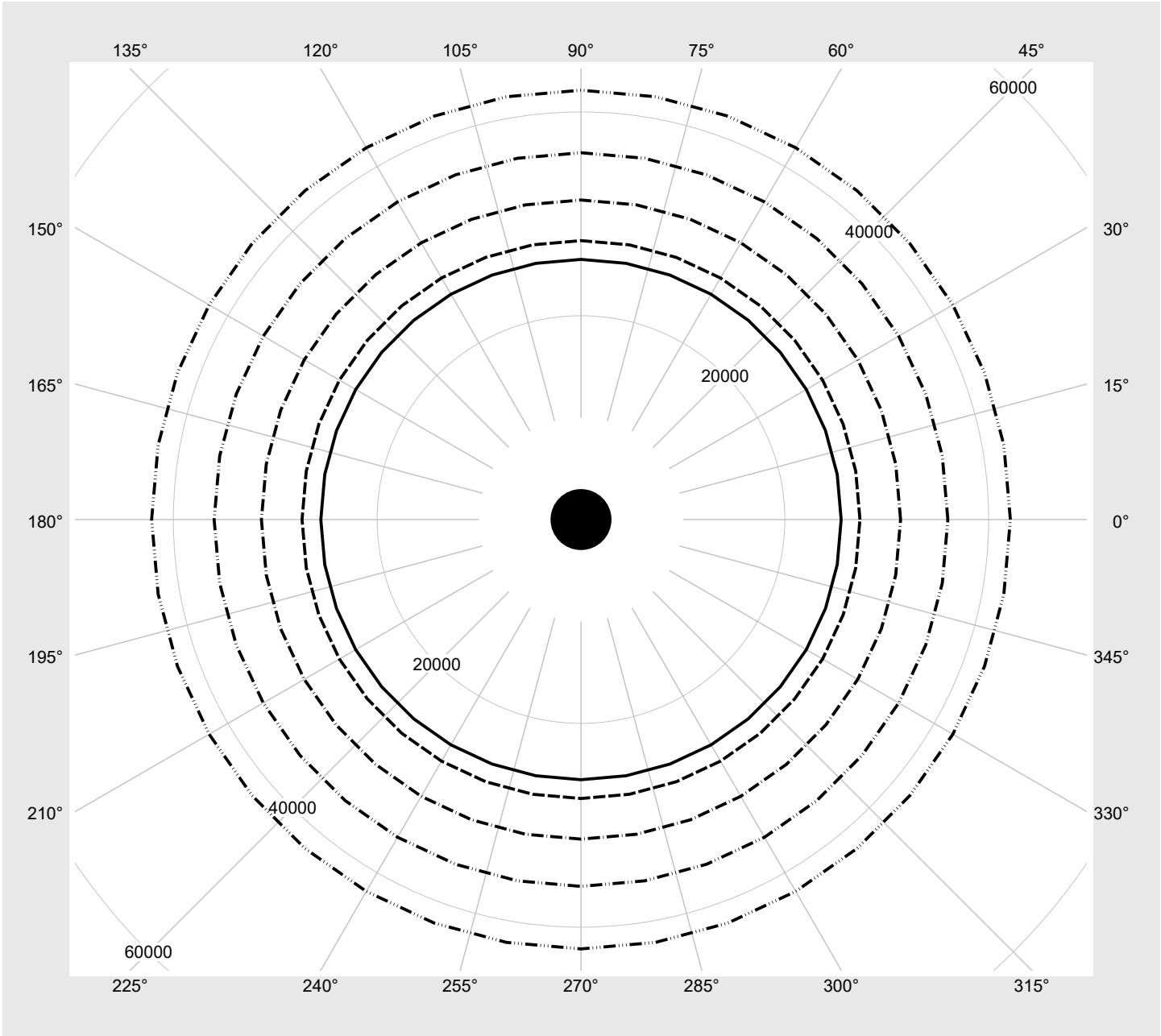
Luminance table	Max. for $\gamma \geq 65^\circ$	Photometric dimensions in mm: D = 79
-----------------	---------------------------------	--------------------------------------

C-planes	0°
γ	Luminance in cd/m ²
45°	37954.7
50°	29923.7
55°	26744.3
60°	25193.5
65°	25528.6
70°	27371.4
75°	31357.7
80°	35996.9
85°	42131.2

Photometric test report

Family Spot 21	Order number: 51SE13MBD5B EAN: 4058352716632	LP number 59385_3
---------------------------------	---------------------------------------------------------------	------------------------------------

Luminance values in cd/m² γ 65° γ 70° γ 75° γ 80° γ 85°



Photometric test report

Family Spot 21	Order number: 51SE13MBD5B EAN: 4058352716632	LP number 59385_3
--------------------------	---------------------------------------------------------------	-----------------------------

Multilumen Table	environmental temperature: 25°C	siteco
-------------------------	---------------------------------	---------------

DIP-Step	Switch Setting				Luminous flux [lm]	Power consumption [W]
	1	2	3	4		
15	ON	ON	ON	ON	5520	41.5
14	ON	ON	ON	OFF	5300	39.6
13	ON	ON	OFF	ON	5090	37.2
12	ON	ON	OFF	OFF	4860	35.7
11	ON	OFF	ON	ON	4610	33.5
10	ON	OFF	ON	OFF	4370	31.9
9	ON	OFF	OFF	ON	4130	29.4
8	ON	OFF	OFF	OFF	3870	27.3
7	OFF	ON	ON	ON	3670	25.7
6	OFF	ON	ON	OFF	3420	23.9
5	OFF	ON	OFF	ON	3160	21.9
4	OFF	ON	OFF	OFF	2900	19.9
3	OFF	OFF	ON	ON	2590	17.7
2	OFF	OFF	ON	OFF	2320	15.8
1	OFF	OFF	OFF	ON	2030	13.8
0	OFF	OFF	OFF	OFF	1740	11.9