



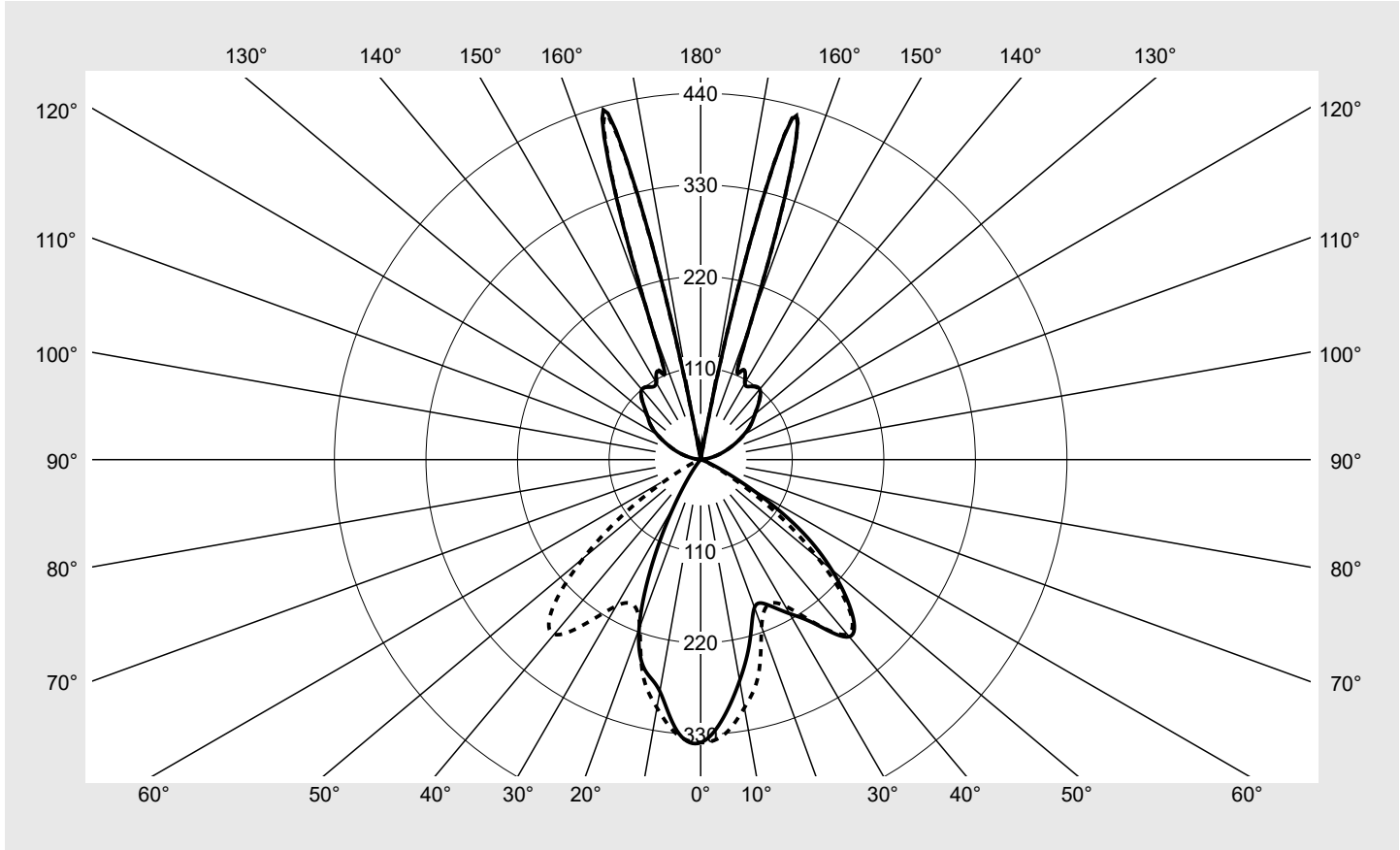
# Photometric test report

<b>Family</b> <b>Mirrortec® LED</b>	<b>Order number: 5NW14093QB + 5XA7682G3H2AC</b> <b>EAN: 4039806568465 + 4058352223734</b>	<b>LP number</b> <b>58025_12</b>
	<b>Version</b> SMR100A 900x900, 3 pcs. single wire suspension, FL20 midi power RS5 <b>Lamps</b> LED 5000 K   CRI ≥ 70 <b>Controlgear</b> ECG-DALI <b>Setting</b> individual position: distance floodlight mirror = 2,0m / reflector tilt = 0° <b>Rated values</b> Net luminous flux = 34440 lm Power consumption = 305.7 W Luminous efficacy = 112.7 lm/W	<b>serial documentation</b> <b>16.12.2020</b>



**Luminous intensity in cd/klm** C180-0 C270-90 **Imax: 431 cd/klm**



Classifications	
DIN 5040	B 5 3
CIE	N1=55 N2=93 N3=100 N4=61 N5=100

Luminaire light output ratios	
$\eta_{LB}$	100.0%
$\phi_u$	60.6%
$\phi_o$	39.4%

**Measurement conditions**  
DIN EN 13032 and DIN 5032

## Photometric test report

Family <b>Mirrortec® LED</b>	Order number: <b>5NW14093QB + 5XA7682G3H2AC</b> EAN: <b>4039806568465 + 4058352223734</b>	LP number <b>58025_12</b>
<b>Table of values for luminous intensities</b>		<b>Maximum luminous intensity</b>
<b>siteco</b>		


C-planes	0°	15° 345°	30° 330°	45° 315°	60° 300°	75° 285°	90° 270°
$\gamma$	Luminous intensity in cd/klm						
0°	339.9	339.9	339.9	339.9	339.9	339.9	339.9
5°	311.3	304.4	314.7	316.3	322.2	336.2	330.9
10°	269.5	274.4	277.0	278.2	291.0	297.9	302.6
15°	227.3	222.7	232.0	255.1	255.3	271.5	267.7
20°	189.0	192.9	195.2	206.1	228.8	218.3	213.9
25°	192.9	194.2	192.4	186.4	188.4	190.3	192.3
30°	213.5	214.0	192.4	207.1	205.5	206.5	203.0
35°	241.4	242.4	248.5	230.9	227.1	242.9	240.1
40°	277.6	283.9	280.7	289.5	283.6	264.1	273.9
45°	255.3	290.5	326.2	349.0	320.2	275.7	251.0
50°	205.0	239.2	303.2	370.6	281.2	207.5	183.7
55°	143.4	163.5	245.8	325.7	208.2	127.2	108.5
60°	68.9	87.9	153.0	218.7	124.7	55.5	42.8
65°	22.2	28.8	72.0	126.0	58.7	19.7	14.2
70°	6.1	8.5	30.1	64.2	19.7	4.3	2.7
75°	0.0	2.4	9.9	24.3	5.9	0.7	0.0
80°	0.0	0.0	3.7	12.0	1.7	0.0	0.0
85°	0.0	0.0	0.7	3.2	0.4	0.0	0.0
90°	0.2	0.2	0.2	0.6	0.2	0.2	0.2
95°	2.8	2.8	2.8	2.8	2.8	2.8	2.8
100°	10.3	10.3	10.2	10.2	10.3	10.2	10.3
105°	20.8	20.9	20.8	20.9	20.8	20.8	21.0
110°	32.4	32.4	32.7	32.4	32.4	32.5	32.4
115°	45.7	45.3	45.8	45.7	45.6	45.5	45.5
120°	59.8	60.1	60.5	60.3	60.3	59.7	60.5
125°	73.8	73.3	73.1	74.0	73.8	72.9	73.5
130°	85.1	86.0	85.9	85.7	85.6	85.6	85.0
135°	99.6	99.2	98.8	98.5	98.6	98.5	99.3
140°	110.4	109.5	109.3	109.3	109.1	109.1	109.4
145°	107.6	106.9	106.9	107.5	105.4	107.1	107.1
150°	106.0	107.3	107.2	106.3	106.5	106.2	106.2
155°	118.7	117.9	117.8	119.2	118.5	118.3	118.4
160°	179.4	179.5	180.7	179.2	179.7	178.7	179.7
165°	423.5	358.0	199.3	58.7	200.6	358.0	424.9
170°	0.0	0.0	0.0	0.0	0.0	0.0	0.0
175°	0.0	0.0	0.0	0.0	0.0	0.0	0.0
180°	0.0	0.0	0.0	0.0	0.0	0.0	0.0

## Photometric test report

<b>Family</b> Mirrortec® LED	<b>Order number: 5NW14093QB + 5XA7682G3H2AC</b> <b>EAN: 4039806568465 + 4058352223734</b>	<b>LP number</b> 58025_12
<b>Table of values for luminous intensities</b>		<b>Maximum luminous intensity</b>
		<b>sITeco</b>

C-planes	105° 255°	120° 240°	135° 225°	150° 210°	165° 195°	180°	Phi-zone	Total Phi-zone
$\gamma$	Luminous intensity in cd/klm						Luminous flux in lm/klm	
0°	339.9	339.9	339.9	339.9	339.9	339.9	2.0	2.0
5°	328.2	311.1	304.7	304.6	314.3	326.8	15.2	17.2
10°	306.2	303.0	291.4	279.1	275.1	282.6	27.4	44.6
15°	276.0	286.7	280.8	275.7	263.6	260.6	37.0	81.6
20°	215.4	256.9	271.7	251.8	236.1	216.4	42.0	123.6
25°	203.4	210.3	227.4	205.5	149.6	136.8	44.5	168.1
30°	200.4	205.7	179.9	126.4	83.8	62.6	49.4	217.5
35°	234.8	215.2	132.7	64.5	34.6	20.8	58.8	276.3
40°	271.2	217.9	90.9	23.2	7.9	4.8	71.3	347.6
45°	250.2	177.2	47.8	6.6	0.5	0.0	78.2	425.8
50°	202.1	120.1	17.2	0.4	0.0	0.0	71.0	496.8
55°	117.9	64.9	3.5	0.0	0.5	0.0	53.8	550.6
60°	56.2	27.7	0.3	0.3	0.2	0.0	31.7	582.3
65°	20.8	8.1	0.6	0.1	0.1	0.0	14.9	597.2
70°	4.2	3.0	0.0	0.2	0.0	0.0	6.0	603.2
75°	0.8	0.8	0.2	0.0	0.0	0.0	2.0	605.2
80°	0.0	0.3	0.0	0.0	0.0	0.0	0.8	606.0
85°	0.0	0.1	0.0	0.0	0.0	0.0	0.2	606.2
90°	0.2	0.2	0.2	0.2	0.2	0.2	0.1	606.3
95°	2.8	2.8	2.8	2.8	2.8	2.8	1.5	607.9
100°	10.1	10.3	10.3	10.3	10.3	10.3	5.5	613.4
105°	20.8	20.8	20.8	20.9	20.8	20.7	11.0	624.4
110°	32.7	32.5	32.5	32.5	32.5	32.8	16.7	641.2
115°	45.9	45.3	45.3	45.5	45.7	45.5	22.6	663.8
120°	60.1	60.2	60.0	60.1	60.4	60.4	28.6	692.4
125°	73.8	73.7	74.2	73.1	73.6	74.1	33.0	725.4
130°	86.1	85.7	84.7	85.9	85.4	84.0	35.9	761.3
135°	99.4	99.2	99.1	98.8	99.2	98.8	38.4	799.7
140°	108.8	108.9	108.8	109.4	109.4	110.0	38.5	838.2
145°	107.1	106.3	107.0	107.0	107.9	106.4	33.6	871.8
150°	106.5	107.1	105.9	106.8	107.2	107.1	29.2	901.0
155°	118.8	117.9	119.2	118.1	118.1	117.0	27.4	928.4
160°	179.1	180.1	179.8	180.5	180.6	180.3	33.7	962.1
165°	360.5	200.6	58.6	199.9	356.9	430.7	37.9	1000.0
170°	0.0	0.0	0.0	0.0	0.0	0.0	0.0	1000.0
175°	0.0	0.0	0.0	0.0	0.0	0.0	0.0	1000.0
180°	0.0	0.0	0.0	0.0	0.0	0.0	0.0	1000.0

## Photometric test report

Family <b>Mirrortec® LED</b>	Order number: <b>5NW14093QB + 5XA7682G3H2AC</b> EAN: <b>4039806568465 + 4058352223734</b>	LP number <b>58025_12</b>
UGR-Table		
Standard room		

Reflection factor of ceiling	0.7	0.7	0.5	0.5	0.3	0.7	0.7	0.5	0.5	0.3	
Reflection factor of walls	0.5	0.3	0.5	0.3	0.3	0.5	0.3	0.5	0.3	0.3	
Reflection factor of floor	0.2	0.2	0.2	0.2	0.2	0.2	0.2	0.2	0.2	0.2	
Room dimensions	View crosswise (C0)					View endwise (C90)					
x	y										
2H	2H	20.9	21.9	21.7	22.7	23.7	18.8	19.9	19.6	20.7	21.6
	3H	21.2	22.1	21.9	22.9	23.8	19.1	20.1	19.9	20.8	21.8
	4H	20.6	21.4	21.4	22.3	23.3	18.5	19.3	19.3	20.2	21.2
	6H	20.3	21.0	21.1	21.9	23.0	18.2	18.9	19.1	19.8	20.9
	8H	20.3	21.0	21.2	21.9	23.0	18.3	19.0	19.2	19.8	20.9
	12H	20.1	20.7	21.0	21.6	22.8	18.0	18.7	18.9	19.6	20.7
4H	2H	21.5	22.3	22.4	23.2	24.2	19.4	20.2	20.2	21.1	22.1
	3H	21.4	22.1	22.3	23.0	24.1	19.2	19.9	20.1	20.8	21.9
	4H	21.3	21.9	22.2	22.8	23.9	19.1	19.7	20.0	20.6	21.7
	6H	21.0	21.5	21.9	22.4	23.6	18.8	19.3	19.7	20.3	21.4
	8H	21.1	21.6	22.0	22.5	23.6	18.9	19.4	19.8	20.3	21.4
	12H	20.8	21.3	21.8	22.2	23.4	18.7	19.1	19.6	20.0	21.2
8H	4H	21.2	21.6	22.1	22.6	23.7	19.0	19.5	19.9	20.4	21.5
	6H	21.1	21.5	22.0	22.4	23.6	18.9	19.3	19.8	20.2	21.4
	8H	21.0	21.4	21.9	22.3	23.5	18.8	19.2	19.8	20.1	21.3
	12H	20.8	21.1	21.7	22.0	23.2	18.6	18.9	19.6	19.8	21.1
12H	4H	20.9	21.3	21.9	22.3	23.5	18.7	19.2	19.7	20.1	21.3
	6H	20.8	21.2	21.8	22.1	23.3	18.6	19.0	19.6	19.9	21.1
	8H	20.8	21.1	21.8	22.0	23.3	18.6	18.9	19.6	19.8	21.1

Luminance table	Max. for $\gamma \geq 65^\circ$												Photometric dimensions in mm:		L = 900
															B = 900
C-planes	0°	15° 345°	30° 330°	45° 315°	60° 300°	75° 285°	90° 270°	105° 255°	120° 240°	135° 225°	150° 210°	165° 195°	180°		
$\gamma$	Luminance in cd/m <sup>2</sup>														
45°	15350.8	17466.8	19612.2	20988.0	19255.8	16578.3	15094.7	15047.1	10654.8	2873.6	395.0	32.8	0.0		
50°	13558.9	15819.1	20058.2	24511.3	18598.4	13726.4	12150.2	13368.9	7942.9	1139.1	28.4	2.9	0.0		
55°	10632.9	12123.0	18224.3	24143.8	15434.6	9432.4	8043.3	8736.7	4810.1	259.4	0.0	36.6	0.0		
60°	5860.9	7477.6	13009.6	18598.0	10603.5	4718.3	3635.7	4779.2	2358.2	24.2	21.6	17.9	0.0		
65°	2232.0	2902.2	7239.6	12679.0	5900.6	1984.7	1429.3	2091.0	818.5	58.3	7.3	7.3	0.0		
70°	756.2	1055.2	3746.8	7983.9	2449.4	538.3	335.3	519.1	378.5	0.0	20.5	2.9	0.0		
75°	0.0	393.3	1633.4	3985.4	961.4	123.0	0.0	125.2	132.7	27.1	0.0	0.0	0.0		
80°	0.0	3.2	912.6	2927.5	415.0	0.0	0.0	0.0	61.2	0.0	0.0	0.0	0.0		
85°	0.0	0.0	358.1	1567.4	178.6	0.0	0.0	0.0	24.4	12.7	0.0	0.0	0.0		

**Photometric test report**

<b>Family</b> Mirrortec® LED	<b>Order number:</b> 5NW14093QB + 5XA7682G3H2AC <b>EAN:</b> 4039806568465 + 4058352223734	<b>LP number</b> 58025_12
---------------------------------	--	------------------------------

**Luminance values in cd/m<sup>2</sup>**     γ 65°   γ 70°   γ 75°   γ 80°   γ 85°     **siteco**

