



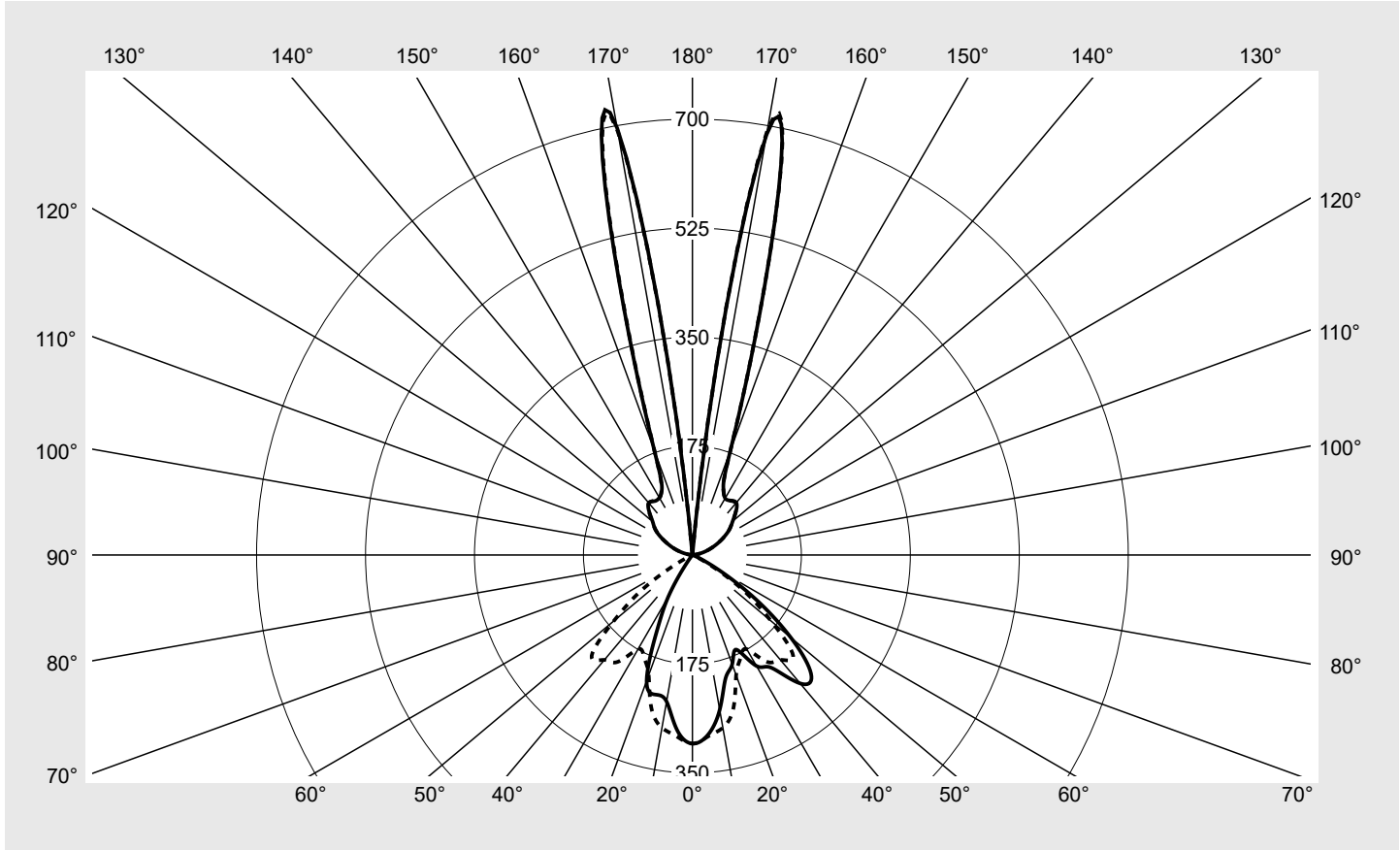
Photometric test report

Family Mirrortec® LED	Order number: 5NW14093QB + 5XA7682G3H2AC EAN: 4039806568465 + 4058352223734	LP number 58027_12
	Version SMR100A 900x900, 3 pcs. single wire suspension, FL20 midi power RS5 Lamps LED 5000 K CRI ≥ 70 Controlgear ECG-DALI Setting individual position: distance floodlight mirror = 2,5m / reflector tilt = 0° Rated values Net luminous flux = 34710 lm Power consumption = 305.7 W Luminous efficacy = 113.5 lm/W	serial documentation 16.12.2020

siteco

Luminous intensity in cd/klm C180-0 C270-90 **Imax: 696 cd/klm**



Classifications	
DIN 5040	C 5 4
CIE	N1=55 N2=94 N3=100 N4=55 N5=100

Luminaire light output ratios	
η_{LB}	100.0%
ϕ_u	55.3%
ϕ_o	44.7%

Measurement conditions
DIN EN 13032 and DIN 5032

Photometric test report

Family Mirrortec® LED	Order number: 5NW14093QB + 5XA7682G3H2AC EAN: 4039806568465 + 4058352223734	LP number 58027_12
Table of values for luminous intensities		Maximum luminous intensity
siteco		

C-planes	0°	15° 345°	30° 330°	45° 315°	60° 300°	75° 285°	90° 270°
γ	Luminous intensity in cd/klm						
0°	302.9	302.9	302.9	302.9	302.9	302.9	302.9
5°	289.5	293.0	291.6	298.0	301.7	298.9	292.3
10°	252.4	259.6	264.7	277.6	272.5	269.5	281.7
15°	205.4	215.1	222.1	232.9	245.3	242.4	254.5
20°	186.8	172.9	182.6	189.2	191.3	190.3	205.3
25°	167.7	173.4	173.9	174.0	180.2	171.7	182.7
30°	205.8	190.6	186.0	184.9	182.2	187.5	174.6
35°	221.1	222.4	221.1	210.9	214.0	211.4	209.6
40°	269.2	279.7	262.3	254.1	258.8	246.7	219.9
45°	269.4	272.4	308.0	330.6	278.3	244.6	228.8
50°	206.3	249.5	303.5	359.6	259.8	190.4	164.8
55°	125.0	146.3	229.2	294.1	184.1	114.9	102.9
60°	53.7	69.0	125.1	203.1	105.9	48.3	38.1
65°	14.2	20.7	61.8	115.1	42.4	12.2	6.7
70°	0.2	2.7	19.8	52.5	12.5	1.3	0.0
75°	0.0	0.0	5.1	21.8	3.2	0.0	0.0
80°	0.0	0.0	0.6	6.7	0.1	0.0	0.0
85°	0.0	0.0	0.1	2.9	0.1	0.0	0.0
90°	0.2	0.2	0.2	0.4	0.2	0.2	0.2
95°	2.8	2.8	2.8	2.8	2.8	2.8	2.8
100°	10.2	10.3	10.1	10.1	10.2	10.2	10.2
105°	20.6	20.8	20.6	20.7	20.6	20.7	20.8
110°	32.1	32.1	32.5	32.2	32.2	32.3	32.2
115°	45.4	44.9	45.4	45.3	45.2	45.2	45.2
120°	59.3	59.6	60.0	59.8	59.8	59.2	60.0
125°	73.3	72.7	72.6	73.4	73.2	72.3	72.9
130°	84.5	85.4	85.2	85.0	84.9	84.9	84.3
135°	98.9	98.5	98.0	97.8	97.8	97.8	98.6
140°	109.6	108.7	108.4	108.5	108.3	108.3	108.6
145°	106.8	106.1	106.1	106.7	104.6	106.3	106.3
150°	105.2	106.5	106.4	105.5	105.7	105.4	105.4
155°	117.8	117.0	117.0	118.3	117.6	117.4	117.5
160°	178.0	178.1	179.4	178.1	178.3	177.4	178.3
165°	450.0	451.0	438.9	354.5	440.3	451.1	449.5
170°	685.2	515.5	165.1	13.6	168.4	520.3	691.0
175°	0.0	0.0	0.0	0.0	0.0	0.0	0.0
180°	0.0	0.0	0.0	0.0	0.0	0.0	0.0

Photometric test report

Family Mirrortec® LED	Order number: 5NW14093QB + 5XA7682G3H2AC EAN: 4039806568465 + 4058352223734	LP number 58027_12
Table of values for luminous intensities		Maximum luminous intensity

sITeco

C-planes	105° 255°	120° 240°	135° 225°	150° 210°	165° 195°	180°	Phi-zone	Total Phi-zone
γ	Luminous intensity in cd/klm						Luminous flux in lm/klm	
0°	302.9	302.9	302.9	302.9	302.9	302.9	1.8	1.8
5°	289.5	294.5	292.6	290.2	278.8	282.3	14.0	15.8
10°	291.8	293.4	288.9	265.7	245.8	238.9	25.8	41.6
15°	255.3	277.7	272.6	257.8	226.2	232.0	34.5	76.1
20°	216.9	234.1	243.5	238.5	222.1	215.0	38.9	115.0
25°	182.8	202.9	218.7	194.2	148.6	135.7	41.6	156.6
30°	193.8	185.0	164.2	112.4	72.6	77.6	45.1	201.7
35°	216.3	195.8	129.2	61.0	26.0	16.5	53.4	255.1
40°	234.7	193.2	78.1	19.9	4.5	1.7	64.2	319.3
45°	246.8	162.6	39.2	2.1	0.0	0.0	72.6	391.9
50°	182.5	105.0	9.1	0.0	0.1	0.6	67.5	459.4
55°	108.2	58.6	0.8	0.0	0.3	0.0	48.7	508.1
60°	46.2	23.2	0.1	0.0	0.3	0.0	27.1	535.2
65°	12.8	7.5	0.0	0.0	0.3	0.3	11.9	547.1
70°	1.2	1.3	0.1	0.0	0.0	0.0	3.9	551.0
75°	0.0	0.3	0.0	0.1	0.0	0.0	1.3	552.3
80°	0.0	0.0	0.0	0.0	0.0	0.0	0.3	552.7
85°	0.0	0.0	0.0	0.0	0.0	0.0	0.1	552.8
90°	0.2	0.2	0.2	0.2	0.2	0.2	0.1	552.9
95°	2.8	2.8	2.8	2.8	2.8	2.8	1.5	554.5
100°	10.0	10.2	10.2	10.2	10.3	10.2	5.5	560.0
105°	20.7	20.7	20.6	20.7	20.7	20.6	10.9	570.9
110°	32.5	32.2	32.3	32.2	32.2	32.5	16.6	587.5
115°	45.5	45.0	45.0	45.1	45.3	45.2	22.5	610.0
120°	59.7	59.7	59.6	59.7	59.9	60.0	28.4	638.3
125°	73.2	73.1	73.6	72.6	73.0	73.5	32.8	671.1
130°	85.4	85.1	84.1	85.2	84.7	83.4	35.6	706.7
135°	98.6	98.4	98.3	98.1	98.4	98.1	38.1	744.8
140°	108.0	108.1	108.0	108.6	108.6	109.1	38.2	783.0
145°	106.3	105.5	106.2	106.2	107.0	105.6	33.4	816.4
150°	105.7	106.3	105.1	106.0	106.4	106.2	29.0	845.4
155°	117.9	117.0	118.3	117.2	117.2	116.1	27.2	872.6
160°	177.8	178.8	178.7	179.1	179.3	178.9	33.5	906.1
165°	453.6	443.3	353.5	437.4	446.6	454.6	61.1	967.2
170°	511.0	165.8	13.7	166.2	520.2	696.2	32.8	1000.0
175°	0.0	0.0	0.0	0.0	0.0	0.0	0.0	1000.0
180°	0.0	0.0	0.0	0.0	0.0	0.0	0.0	1000.0

Photometric test report

Family Mirrortec® LED	Order number: 5NW14093QB + 5XA7682G3H2AC EAN: 4039806568465 + 4058352223734	LP number 58027_12
---------------------------------	--	------------------------------

siteco

UGR-Table		Standard room									
Room dimensions		View crosswise (C0)					View endwise (C90)				
x	y										
2H	2H	20.0	20.9	20.8	21.8	22.9	17.7	18.6	18.6	19.5	20.6
	3H	20.9	21.8	21.6	22.6	23.5	18.6	19.5	19.4	20.3	21.3
	4H	19.6	20.4	20.5	21.3	22.5	17.3	18.1	18.3	19.0	20.2
	6H	19.9	20.6	20.8	21.5	22.7	17.6	18.4	18.5	19.2	20.4
	8H	19.4	20.0	20.3	21.0	22.2	17.1	17.7	18.1	18.7	19.9
	12H	19.7	20.4	20.6	21.3	22.5	17.5	18.1	18.4	19.0	20.2
4H	2H	20.5	21.3	21.5	22.2	23.4	18.2	19.0	19.1	19.9	21.1
	3H	20.4	21.0	21.3	22.0	23.2	18.0	18.7	19.0	19.6	20.8
	4H	20.3	20.8	21.2	21.8	23.0	17.9	18.5	18.9	19.4	20.7
	6H	20.6	21.1	21.5	22.0	23.2	18.2	18.7	19.2	19.7	20.9
	8H	20.0	20.5	21.0	21.5	22.7	17.7	18.1	18.7	19.1	20.4
	12H	20.4	20.8	21.4	21.8	23.0	18.1	18.5	19.0	19.4	20.7
8H	4H	20.1	20.5	21.1	21.5	22.8	17.8	18.2	18.8	19.2	20.5
	6H	20.0	20.3	21.0	21.3	22.6	17.7	18.0	18.7	19.0	20.3
	8H	19.9	20.2	20.9	21.2	22.6	17.6	17.9	18.6	18.9	20.2
	12H	20.3	20.6	21.3	21.6	22.8	18.0	18.2	19.0	19.2	20.5
12H	4H	20.5	20.9	21.4	21.8	23.0	18.1	18.5	19.1	19.5	20.7
	6H	20.4	20.7	21.3	21.7	22.9	18.0	18.4	19.0	19.3	20.6
	8H	20.3	20.6	21.3	21.6	22.8	18.0	18.3	19.0	19.2	20.5

Luminance table		Max. for $\gamma \geq 65^\circ$											
		Photometric dimensions in mm: L = 900 B = 900											
C-planes	0°	15° 345°	30° 330°	45° 315°	60° 300°	75° 285°	90° 270°	105° 255°	120° 240°	135° 225°	150° 210°	165° 195°	180°
γ	Luminance in cd/m ²												
45°	16328.2	16509.8	18665.6	20037.2	16863.6	14821.7	13866.3	14959.0	9854.4	2374.7	124.8	0.0	0.0
50°	13754.3	16636.1	20234.8	23975.8	17320.1	12691.3	10987.2	12164.4	7001.0	609.4	0.0	4.9	42.3
55°	9340.1	10929.7	17123.6	21969.3	13752.2	8581.7	7691.2	8084.1	4375.2	56.3	0.0	18.8	0.0
60°	4600.8	5914.8	10722.8	17406.4	9078.9	4140.6	3266.2	3955.2	1984.3	6.3	0.0	28.0	0.0
65°	1438.8	2101.7	6270.7	11670.7	4301.4	1238.2	675.0	1299.3	756.6	0.0	0.0	25.6	33.2
70°	21.4	339.5	2474.5	6572.5	1566.0	166.0	0.0	146.6	159.1	9.1	0.0	0.0	0.0
75°	0.0	0.0	849.9	3609.2	524.5	0.0	0.0	0.0	44.5	0.0	12.1	0.0	0.0
80°	0.0	0.0	157.2	1658.8	26.7	0.0	0.0	0.0	6.7	0.0	0.0	0.0	0.0
85°	0.0	0.0	39.8	1439.1	26.6	0.0	0.0	0.0	0.0	0.0	0.0	0.0	0.0

Photometric test report

Family Mirrortec® LED	Order number: 5NW14093QB + 5XA7682G3H2AC EAN: 4039806568465 + 4058352223734	LP number 58027_12
--	--	-------------------------------------

Luminance values in cd/m² γ 65° γ 70° γ 75° γ 80° γ 85° **siteco**

