


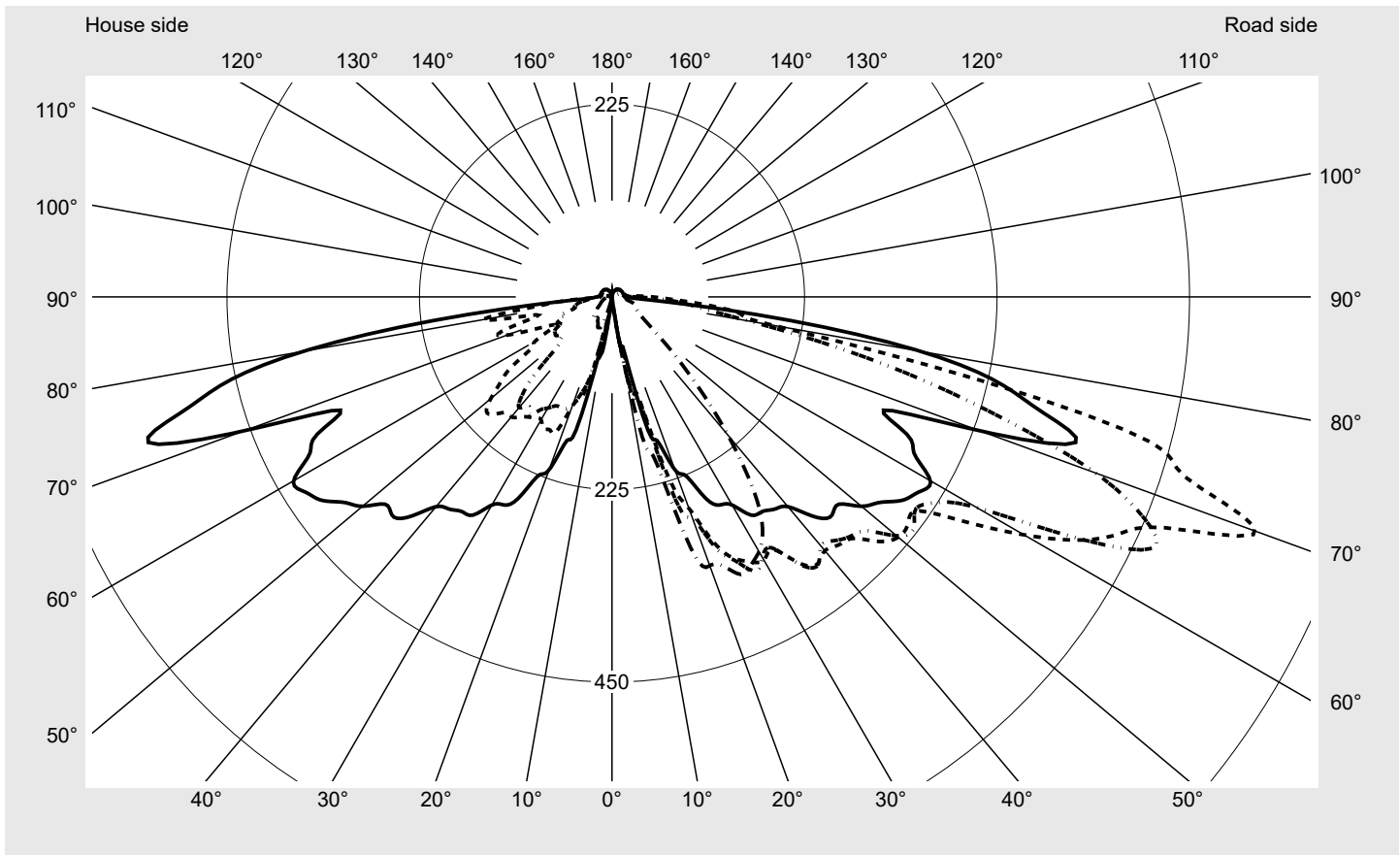
# Photometric test report

<b>Family</b> <b>CITY-LIGHT 260 LED</b>	<b>Order number: 5XA5295NF14H</b> <b>EAN: 4058352835753</b>	<b>LP number</b> <b>57136_66</b>
	<b>Version</b> post-top- or mounting to wall arm <b>Optic</b> asymmetric, extremely wide distribution (P1.0a) <b>Cover</b> cover transparent, PMMA <b>Lamps</b> LED 2700 K   CRI ≥ 70 <b>Controlgear</b> ECG SITECO iQ <b>Rated values</b> Net luminous flux = 1510 lm Power consumption = 11.8 W Luminous efficacy = 128 lm/W	<b>serial documentation</b> <b>04.11.2022</b>





**Luminous intensity in cd/klm** C180-0 C195-15 C200-20 C270-90 **Imax: 801 cd/klm**



Luminaire output ratios	
Eta	100.0%
Eta 0° - 90°	93.4%
Eta 90° - 180°	6.6%

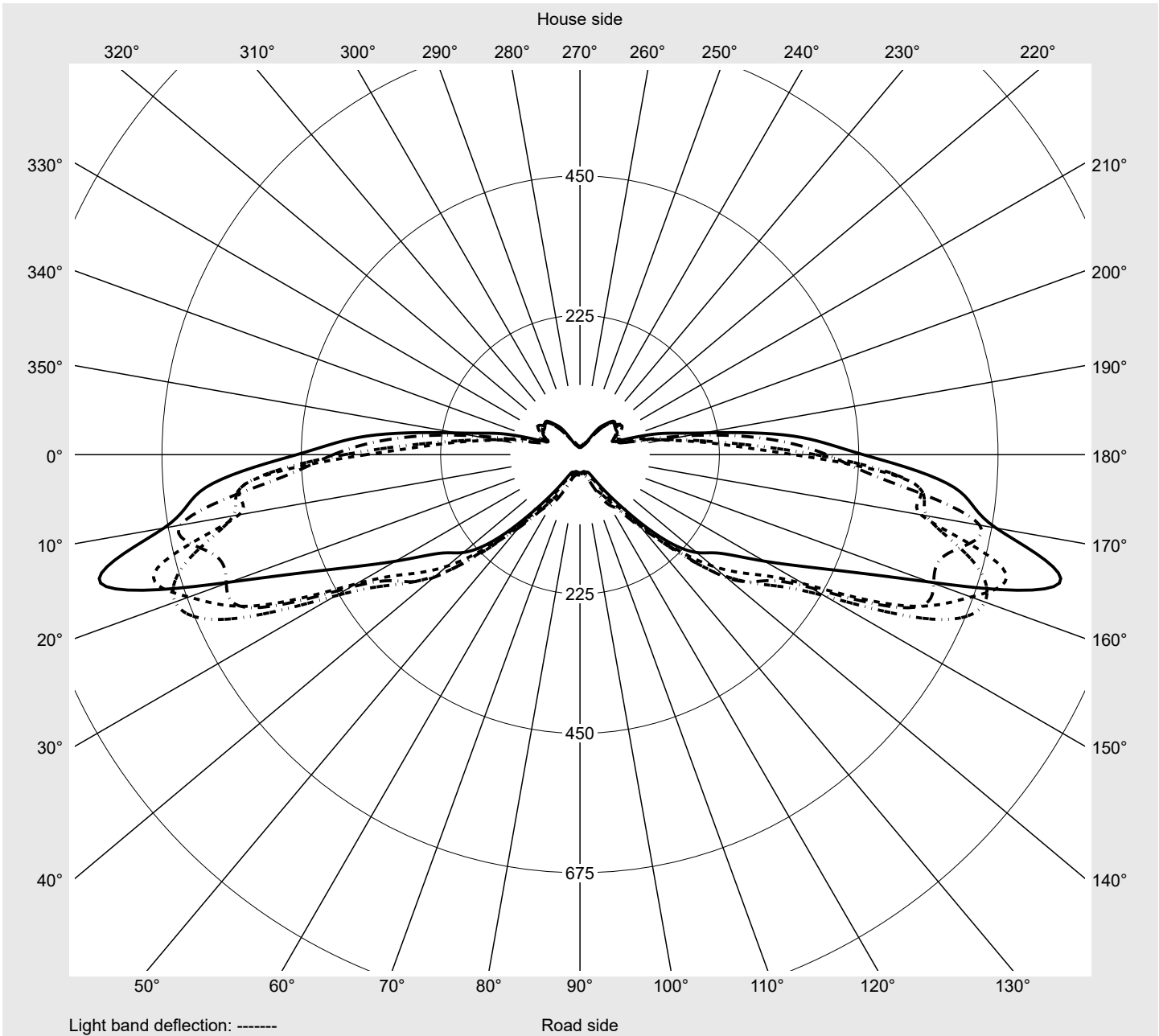
Luminous intensity class acc. to EN13201-2	
Class:	---
Imax 70°	801.4
Imax 80°	366.5
Imax 90°	47.5
Imax >90°	27.6
Imax >95°	15.4

**Measurement conditions**  
DIN EN 13032 and DIN 5032

**Photometric test report**

<b>Family</b> <b>CITY-LIGHT 260 LED</b>	<b>Order number: 5XA5295NF14H</b> <b>EAN: 4058352835753</b>	<b>LP number</b> <b>57136_66</b>
--	--	-------------------------------------

**Envelope curve in cd/klm**      **KMK 70°**    **KMK 67.5°**    **KMK 65°**    **KMK 62.5°**      **siteco**



## Photometric test report

<b>Family</b> <b>CITY-LIGHT 260 LED</b>	<b>Order number: 5XA5295NF14H</b> <b>EAN: 4058352835753</b>	<b>LP number</b> <b>57136_66</b>
<b>Table of values for luminous intensities</b>		<b>Maximum luminous intensity</b>
<b>siteco</b>		

C-planes	0° 180°	5° 175°	10° 170°	15° 165°	20° 160°	25° 155°	30° 150°	35° 145°	40° 140°	45° 135°	50° 130°	55° 125°	60° 120°
γ	Luminous intensity in cd/klm												
0,0°	1.9	1.9	1.9	1.9	1.9	1.9	1.9	1.9	1.9	1.9	1.9	1.9	1.9
2,5°	1.6	1.6	1.6	1.6	1.6	1.6	1.6	1.6	1.6	1.6	1.9	1.9	2.2
5,0°	3.2	2.9	2.9	2.9	2.9	2.9	2.9	2.9	3.2	3.2	3.2	3.2	3.2
7,5°	7.7	10.3	12.5	15.1	17.0	18.3	16.7	14.5	14.5	17.0	15.7	14.1	13.5
10,0°	66.2	72.9	73.2	76.4	76.1	74.8	72.6	64.2	53.6	47.9	33.4	40.2	52.4
12,5°	63.6	79.7	92.5	116.0	126.9	121.1	117.6	100.5	108.6	94.4	75.2	104.7	119.5
15,0°	158.7	128.8	120.8	125.6	132.3	141.0	151.6	164.5	174.1	188.9	196.9	210.1	238.3
17,5°	176.3	210.4	211.4	224.2	252.5	259.5	243.1	243.5	277.5	286.5	266.0	259.5	281.1
20,0°	215.2	243.1	268.2	262.7	274.6	272.4	282.0	286.5	319.6	328.3	333.1	343.7	345.3
22,5°	226.4	281.4	301.3	310.0	318.0	331.8	324.7	343.0	366.8	374.5	357.2	359.1	368.4
25,0°	260.2	307.4	328.3	336.9	339.8	349.1	348.5	357.5	363.3	376.1	370.0	365.8	364.9
27,5°	274.0	307.1	330.2	348.8	361.0	364.2	369.4	353.0	364.2	365.8	359.1	363.0	363.0
30,0°	280.7	312.8	330.2	355.2	351.7	368.1	373.6	364.9	359.4	358.5	353.3	351.1	346.6
32,5°	302.3	323.8	346.6	349.8	347.5	364.6	364.9	360.1	358.1	356.9	337.9	333.4	317.3
35,0°	306.1	342.4	359.1	378.7	380.6	378.4	371.0	362.3	354.9	350.8	323.1	306.7	287.5
37,5°	312.5	344.6	367.5	393.8	395.1	387.4	373.6	359.4	349.8	345.9	306.4	283.6	253.7
40,0°	319.9	355.6	367.8	387.0	380.3	380.6	373.2	362.6	341.8	326.3	286.8	248.9	226.8
42,5°	347.5	366.2	384.8	392.8	386.1	378.4	367.8	352.4	329.2	305.5	263.4	223.6	202.7
45,0°	362.3	366.2	385.8	398.9	395.1	386.4	369.1	348.5	321.8	283.6	241.5	195.3	175.7
47,5°	358.8	382.6	417.9	423.0	404.7	396.4	369.4	338.9	310.6	265.0	213.6	182.8	165.4
50,0°	380.6	405.0	432.7	436.8	434.3	422.7	387.7	345.9	306.7	241.2	179.6	163.2	151.9
52,5°	394.4	425.9	439.7	435.9	444.5	441.7	401.8	342.4	299.7	222.6	159.0	149.7	135.9
55,0°	414.3	446.5	460.0	435.9	433.0	445.8	402.1	342.7	292.9	217.5	150.0	138.8	118.5
57,5°	424.6	465.4	541.9	488.5	447.4	448.1	395.4	342.7	296.1	213.3	150.6	124.0	100.9
60,0°	429.8	495.3	618.6	556.0	492.1	497.5	402.5	351.4	303.2	218.1	156.7	116.6	91.9
62,5°	398.6	502.4	655.2	615.4	607.7	584.9	428.8	355.9	308.7	216.2	154.8	109.2	93.5
65,0°	380.6	542.5	568.5	654.6	695.7	628.6	455.8	366.2	304.2	222.9	147.8	106.3	77.4
67,5°	345.3	542.8	559.2	706.3	672.0	577.2	416.9	335.7	280.1	209.4	137.2	95.1	53.0
70,0°	457.4	606.4	682.2	801.4	601.6	436.8	344.0	277.8	245.7	195.3	124.6	74.8	44.6
72,5°	567.2	686.1	792.4	704.1	489.8	335.0	244.1	182.1	193.7	178.6	117.6	57.8	34.7
75,0°	521.0	489.2	663.9	648.2	377.4	238.0	163.5	131.0	126.6	116.6	84.8	52.0	28.3
77,5°	462.8	373.6	452.9	412.4	263.7	157.4	125.9	114.7	93.5	64.9	41.8	27.6	20.2
80,0°	366.5	289.4	223.2	191.1	162.8	115.0	98.0	79.0	54.0	40.8	31.8	22.8	18.3
82,5°	207.5	154.5	112.7	151.6	109.5	82.5	70.3	57.2	26.3	20.6	18.6	19.9	17.0
85,0°	55.9	48.8	80.9	113.7	84.2	62.3	46.6	35.7	21.2	17.3	16.1	16.1	16.4
87,5°	21.8	34.4	57.5	71.9	56.5	34.7	28.3	22.2	17.0	15.4	15.4	15.4	15.4
90,0°	18.0	21.2	34.4	47.5	27.6	19.0	19.6	16.7	15.1	15.1	15.1	14.8	15.4
92,5°	15.7	17.3	27.6	26.7	17.0	16.4	16.7	15.1	15.1	15.1	15.1	15.1	14.8
95,0°	14.8	15.7	19.9	15.1	15.1	15.1	15.1	15.1	15.1	15.1	15.1	15.1	14.8
97,5°	14.1	14.1	14.8	15.1	15.1	15.1	15.1	15.1	15.1	15.1	14.8	15.1	15.1
100,0°	13.8	14.1	14.5	14.8	14.8	15.1	15.1	15.1	15.1	15.1	15.1	15.1	15.4
102,5°	13.8	14.1	14.5	14.8	14.8	15.1	15.1	15.1	15.1	15.1	15.1	15.4	15.4
105,0°	13.5	14.1	14.5	14.8	14.8	14.8	15.1	15.1	15.1	15.1	15.1	15.1	15.4
107,5°	13.5	14.1	14.1	14.5	14.8	14.8	14.8	14.8	15.1	15.1	15.1	15.1	15.1
110,0°	13.5	13.8	14.1	14.5	14.8	14.8	14.8	14.8	15.1	15.1	14.8	15.1	15.1
112,5°	13.5	13.8	14.1	14.5	14.5	14.5	14.8	14.8	14.8	14.8	15.1	15.1	15.1

## Photometric test report

<b>Family</b> <b>CITY-LIGHT 260 LED</b>	<b>Order number: 5XA5295NF14H</b> <b>EAN: 4058352835753</b>	<b>LP number</b> <b>57136_66</b>
<b>Table of values for luminous intensities</b>		<b>Maximum luminous intensity</b>
<b>siteco</b>		

C-planes	65° 115°	70° 110°	75° 105°	80° 100°	85° 95°	90°	185° 355°	190° 350°	195° 345°	200° 340°	205° 335°	210° 330°	215° 325°
γ	Luminous intensity in cd/klm												
0,0°	1.9	1.9	1.9	1.9	1.9	1.9	1.9	1.9	1.9	1.9	1.9	1.9	1.9
2,5°	2.6	2.6	2.6	2.9	2.9	3.2	1.6	1.6	1.6	1.6	1.6	1.6	1.6
5,0°	3.5	3.9	3.9	4.2	4.2	4.5	2.6	2.2	2.2	2.2	2.2	2.2	2.6
7,5°	15.4	15.1	13.5	12.5	11.6	10.9	6.1	5.1	4.5	3.9	3.5	3.2	3.2
10,0°	54.6	65.5	67.8	69.1	67.5	67.5	67.1	57.8	45.3	37.3	24.4	21.2	12.5
12,5°	140.0	160.9	158.0	166.7	167.0	176.0	53.6	45.3	35.7	37.9	41.4	46.3	47.5
15,0°	248.0	242.8	228.4	221.0	202.7	200.4	127.8	131.4	98.6	91.2	91.2	85.1	75.2
17,5°	296.1	302.6	302.9	310.9	305.8	310.3	147.1	160.3	124.9	117.6	110.8	90.6	82.9
20,0°	348.5	350.1	344.3	341.8	329.6	334.0	181.8	169.0	136.5	134.9	123.0	108.2	92.5
22,5°	362.3	354.0	344.6	343.0	336.6	340.5	198.2	203.3	170.6	141.3	130.1	118.2	106.0
25,0°	360.1	356.2	351.4	356.2	352.7	357.8	236.4	218.1	171.5	142.3	124.9	110.8	97.3
27,5°	349.5	340.8	345.6	350.1	347.2	352.7	243.1	223.6	173.4	143.6	127.2	124.3	104.4
30,0°	327.0	324.4	330.5	339.8	337.6	343.7	248.6	212.0	165.7	150.0	133.6	121.4	89.9
32,5°	302.9	304.5	312.2	321.2	321.5	327.6	266.0	227.4	167.7	156.7	148.4	118.8	88.3
35,0°	273.7	277.8	287.8	293.6	294.5	299.4	278.8	235.4	171.2	167.7	149.0	118.2	96.4
37,5°	245.4	252.1	255.7	257.3	255.0	257.0	280.4	232.9	177.0	160.3	137.5	92.5	92.2
40,0°	226.1	226.4	223.2	216.8	211.0	210.7	289.7	216.5	183.1	169.0	109.5	83.5	89.6
42,5°	202.7	200.4	189.5	177.6	169.0	167.0	304.8	226.1	183.4	155.1	79.3	76.8	84.5
45,0°	170.2	167.7	157.1	141.0	131.0	127.2	314.5	235.4	193.7	127.5	64.9	73.6	80.3
47,5°	146.5	139.1	128.5	110.8	101.2	97.0	319.0	234.5	198.8	88.0	63.0	71.9	77.4
50,0°	130.7	114.7	103.1	87.0	77.1	71.9	324.1	243.8	185.0	80.0	66.5	71.3	75.2
52,5°	113.7	95.7	84.5	69.1	61.7	55.9	330.2	244.4	164.5	72.6	72.3	71.3	73.6
55,0°	98.3	79.3	69.4	57.5	49.5	45.6	336.9	261.1	144.5	79.0	76.4	73.2	74.5
57,5°	85.8	67.8	55.6	45.0	40.5	39.8	353.6	259.2	110.8	78.7	79.3	74.2	77.1
60,0°	74.8	53.6	45.6	37.9	36.0	36.0	353.3	227.7	104.1	76.8	76.4	76.1	80.3
62,5°	69.4	45.9	36.3	33.1	33.1	32.8	299.4	176.0	77.1	68.1	69.4	75.5	81.9
65,0°	63.0	44.6	33.1	30.5	30.8	30.8	229.3	139.7	78.4	70.3	62.3	72.9	83.8
67,5°	43.0	34.0	30.2	28.9	29.6	29.6	213.9	136.5	99.9	60.4	59.1	67.1	73.6
70,0°	31.8	30.2	28.3	27.9	28.9	28.9	345.3	202.0	130.7	64.9	60.7	69.4	70.7
72,5°	27.3	24.4	25.7	26.3	27.0	27.0	469.9	210.4	136.5	47.9	55.6	69.1	65.2
75,0°	22.8	22.5	23.1	24.1	23.8	23.8	464.1	207.2	96.0	45.3	51.4	61.3	61.3
77,5°	20.9	20.9	20.9	20.6	19.9	19.3	344.3	267.9	102.8	42.7	50.1	54.9	58.5
80,0°	19.9	19.3	19.0	18.3	18.0	17.3	172.8	304.2	152.9	39.2	44.6	44.6	49.8
82,5°	17.7	18.0	17.3	16.7	16.7	16.7	131.7	124.3	97.3	30.5	37.9	34.7	34.4
85,0°	16.4	16.7	16.1	16.1	16.1	16.1	84.8	44.0	59.4	25.7	29.6	27.6	27.9
87,5°	15.4	15.4	15.4	15.4	15.4	15.4	29.9	15.7	20.9	19.3	23.8	24.1	23.4
90,0°	14.8	15.1	14.8	15.1	15.1	14.8	14.8	13.8	14.8	16.7	20.2	20.6	18.0
92,5°	14.8	14.8	14.8	14.8	14.8	14.8	13.8	13.2	13.8	15.4	16.7	15.1	12.8
95,0°	15.1	14.8	14.8	15.1	15.1	15.4	13.5	12.8	12.5	12.5	11.9	10.6	9.6
97,5°	15.1	14.8	15.4	14.8	15.1	14.8	13.5	12.8	12.2	11.2	10.9	9.6	9.3
100,0°	15.4	15.4	15.4	15.4	15.4	15.4	13.5	12.8	12.2	11.6	10.9	10.3	9.3
102,5°	15.4	15.4	15.4	15.4	15.4	14.1	13.5	12.8	12.2	11.6	10.9	10.3	9.6
105,0°	15.4	15.4	15.4	15.4	15.1	12.8	13.2	12.5	12.2	11.6	10.9	10.3	9.6
107,5°	15.4	15.4	15.4	15.4	14.8	12.8	12.8	12.5	12.2	11.6	10.9	10.3	9.6
110,0°	15.4	15.4	15.4	15.4	14.5	12.2	12.8	12.5	12.2	11.6	10.9	10.3	9.3
112,5°	15.1	15.1	15.4	15.4	14.1	11.6	12.8	12.2	12.2	11.6	10.9	10.3	9.6

## Photometric test report

<b>Family</b> <b>CITY-LIGHT 260 LED</b>	<b>Order number: 5XA5295NF14H</b> <b>EAN: 4058352835753</b>	<b>LP number</b> <b>57136_66</b>
<b>Table of values for luminous intensities</b>		<b>Maximum luminous intensity</b>
		<b>siteco</b>

C-planes	220° 320°	225° 315°	230° 310°	235° 305°	240° 300°	245° 295°	250° 290°	255° 285°	260° 280°	265° 275°	270°	Phi-zone	Total Phi-zone
γ	Luminous intensity in cd/klm											Luminous flux in lm/klm	
0,0°	1.9	1.9	1.9	1.9	1.9	1.9	1.9	1.9	1.9	1.9	1.9	0.0	0.0
2,5°	1.9	1.9	1.9	2.2	2.2	2.6	2.6	2.6	2.6	2.9	2.6	0.0	0.0
5,0°	2.6	2.6	2.6	2.6	2.9	2.9	2.9	2.6	2.9	2.9	2.6	0.1	0.1
7,5°	3.2	3.2	2.9	2.9	2.9	2.9	2.9	2.9	3.2	2.9	3.2	0.3	0.4
10,0°	6.1	4.8	4.2	3.5	3.5	3.5	3.5	3.2	3.2	2.9	3.2	1.9	2.4
12,5°	44.6	34.7	27.3	19.6	11.9	7.7	6.1	3.9	3.9	3.5	3.2	4.4	6.8
15,0°	67.5	69.1	61.0	47.5	26.7	20.9	15.4	17.3	17.0	14.1	10.9	8.7	15.5
17,5°	67.8	55.9	40.2	31.8	22.8	23.4	29.6	32.8	30.5	27.0	25.7	13.9	29.4
20,0°	74.5	82.5	80.6	71.0	54.6	40.8	31.5	31.5	31.8	34.7	37.3	18.6	48.0
22,5°	90.3	75.8	65.2	61.7	47.9	45.0	42.4	41.4	39.8	38.2	38.5	22.8	70.8
25,0°	81.9	65.8	54.0	46.9	44.6	45.6	43.7	40.2	36.9	38.5	39.2	25.9	96.7
27,5°	75.8	52.4	45.0	44.0	43.7	44.6	42.1	38.5	36.6	35.0	35.3	28.3	125.0
30,0°	63.3	50.1	47.9	46.9	46.6	45.6	40.5	34.0	32.4	33.1	33.4	30.1	155.1
32,5°	65.2	59.1	55.9	54.0	50.1	45.3	39.5	34.7	31.8	30.8	30.8	32.1	187.2
35,0°	88.7	79.7	71.3	64.6	57.5	48.5	39.2	33.7	30.5	29.6	29.6	34.3	221.5
37,5°	87.7	80.3	72.9	66.8	61.3	53.0	45.3	38.9	33.7	31.5	31.5	35.4	256.9
40,0°	85.4	76.1	68.7	63.3	58.5	50.8	43.0	36.9	34.7	34.4	34.7	35.6	292.5
42,5°	80.9	73.9	67.5	62.3	57.5	49.1	42.4	36.0	33.4	31.8	32.1	35.9	328.4
45,0°	79.3	73.9	66.2	60.4	54.3	45.9	38.2	33.1	30.2	28.3	28.9	35.9	364.4
47,5°	77.7	73.9	66.2	58.5	51.1	42.4	35.0	29.6	27.9	25.7	26.3	36.3	400.6
50,0°	74.8	69.7	63.0	54.6	47.2	38.5	31.2	26.7	24.1	22.8	23.1	37.0	437.6
52,5°	73.6	69.1	62.3	50.8	44.0	36.0	28.9	23.8	21.8	20.2	21.2	37.5	475.2
55,0°	72.6	65.8	59.1	46.3	39.8	32.1	26.0	21.5	19.3	18.3	18.6	38.2	513.4
57,5°	71.6	64.2	58.5	43.4	36.0	29.9	23.4	19.3	17.3	16.4	16.7	39.7	553.1
60,0°	73.2	66.5	58.8	40.2	33.1	27.0	21.2	17.7	15.7	15.4	15.4	42.0	595.1
62,5°	72.6	71.3	59.7	40.2	29.6	24.1	19.6	16.4	14.5	14.1	14.1	43.8	638.8
65,0°	75.8	73.6	58.8	40.2	26.3	21.8	18.0	15.4	13.8	12.8	13.5	44.6	683.5
67,5°	73.6	72.9	60.1	42.4	24.7	19.6	16.7	14.5	12.8	12.2	12.2	43.5	726.9
70,0°	73.9	76.4	64.6	51.1	27.3	18.0	15.4	13.5	12.2	11.6	11.6	45.6	772.5
72,5°	72.6	69.4	52.4	45.9	29.6	16.7	14.5	12.5	11.2	10.6	10.3	44.5	817.0
75,0°	67.1	53.3	48.5	32.4	23.4	14.8	13.2	11.6	10.6	9.6	9.6	37.1	854.1
77,5°	63.9	43.4	36.6	21.8	17.7	14.1	12.2	10.6	9.6	9.0	8.4	28.9	883.0
80,0°	41.1	32.8	26.0	21.8	18.0	13.5	11.2	9.6	8.7	8.0	7.7	21.0	904.0
82,5°	27.6	25.4	20.9	22.8	17.3	12.5	10.6	8.7	7.7	7.7	7.1	13.6	917.6
85,0°	22.2	19.6	18.6	18.6	14.8	10.6	9.3	8.0	7.4	7.1	6.4	8.7	926.2
87,5°	19.0	15.7	14.1	14.1	11.6	8.7	7.7	7.1	6.4	6.4	6.4	5.8	932.0
90,0°	14.8	11.9	9.6	8.7	7.7	7.1	6.4	5.8	5.8	5.5	5.1	4.3	936.3
92,5°	10.6	9.3	8.0	7.1	6.4	5.8	5.1	5.1	4.5	4.5	4.5	3.6	940.0
95,0°	8.7	8.4	7.7	7.1	6.4	5.8	5.1	5.1	4.8	4.5	4.5	3.3	943.3
97,5°	8.7	8.4	7.7	7.1	6.4	5.8	5.8	5.1	4.8	4.8	4.5	3.2	946.4
100,0°	9.0	8.4	7.7	7.1	6.4	6.1	5.8	5.1	4.8	4.8	4.5	3.2	949.6
102,5°	9.0	8.4	7.7	7.1	6.4	6.4	5.8	5.1	5.1	5.1	4.5	3.2	952.8
105,0°	9.0	8.4	7.7	7.1	6.4	6.4	5.8	5.1	5.1	5.1	4.5	3.1	955.9
107,5°	9.0	8.4	7.7	7.1	6.4	6.4	5.8	5.8	5.1	5.1	4.5	3.1	959.0
110,0°	8.7	8.4	7.7	7.1	6.4	6.4	5.8	5.8	5.1	5.1	3.9	3.0	962.0
112,5°	9.0	8.4	7.7	7.1	6.7	6.4	5.8	5.8	5.1	4.8	3.2	2.9	965.0

## Photometric test report

Family <b>CITY-LIGHT 260 LED</b>	Order number: <b>5XA5295NF14H</b> EAN: <b>4058352835753</b>	LP number <b>57136_66</b>
-------------------------------------	--	------------------------------

<b>Table of values for luminous intensities</b>	<b>Maximum luminous intensity</b>	<b>siteco</b>
---	-----------------------------------	---------------

C-planes	0° 180°	5° 175°	10° 170°	15° 165°	20° 160°	25° 155°	30° 150°	35° 145°	40° 140°	45° 135°	50° 130°	55° 125°	60° 120°
$\gamma$	Luminous intensity in cd/klm												
<b>115,0°</b>	13.5	13.8	14.1	14.1	14.5	14.5	14.8	14.8	14.8	14.8	14.8	15.1	15.1
<b>117,5°</b>	13.2	13.5	14.1	14.1	14.1	14.5	14.5	14.5	14.5	14.8	14.8	14.8	14.8
<b>120,0°</b>	12.8	13.5	13.8	14.1	14.1	14.1	14.1	14.5	14.5	14.8	14.8	14.8	14.8
<b>122,5°</b>	12.8	13.5	13.5	13.8	14.1	14.1	14.1	14.1	14.1	14.1	14.1	14.5	14.5
<b>125,0°</b>	12.8	12.8	13.5	13.5	13.8	13.8	13.8	14.1	14.1	14.1	14.1	14.1	14.1
<b>127,5°</b>	12.8	12.8	13.2	13.5	13.5	13.5	13.8	13.8	13.8	13.8	13.8	14.1	14.1
<b>130,0°</b>	12.2	12.8	12.8	12.8	13.5	13.5	13.5	13.5	13.5	13.5	13.5	13.8	13.5
<b>132,5°</b>	12.2	12.2	12.8	12.8	12.8	13.2	13.5	13.5	13.5	13.5	13.5	13.5	13.5
<b>135,0°</b>	12.2	12.2	12.2	12.8	12.8	12.8	12.8	12.8	12.8	13.2	13.2	13.2	12.8
<b>137,5°</b>	11.6	11.9	12.2	12.2	12.5	12.5	12.8	12.8	12.8	12.8	12.8	12.8	12.8
<b>140,0°</b>	10.9	11.6	11.6	11.9	12.2	12.2	12.2	12.2	12.2	12.2	12.2	12.8	12.5
<b>142,5°</b>	10.9	10.9	11.2	11.6	11.6	11.6	11.9	11.9	12.2	12.2	12.2	12.2	12.2
<b>145,0°</b>	10.3	10.9	10.9	10.9	10.9	11.2	11.6	11.6	11.6	11.6	11.6	11.6	11.6
<b>147,5°</b>	10.3	10.3	10.3	10.9	10.9	10.9	10.9	11.2	11.2	11.6	11.6	11.6	11.6
<b>150,0°</b>	9.6	9.6	10.3	10.3	10.3	10.9	10.9	10.9	10.9	10.9	10.9	10.9	10.9
<b>165,0°</b>	5.1	5.1	5.8	5.8	5.8	5.8	5.8	5.8	5.8	5.8	5.8	5.8	5.1
<b>180,0°</b>	0.0	0.0	0.0	0.0	0.0	0.0	0.0	0.0	0.0	0.0	0.0	0.0	0.0

## Photometric test report

<b>Family</b> <b>CITY-LIGHT 260 LED</b>	<b>Order number: 5XA5295NF14H</b> <b>EAN: 4058352835753</b>	<b>LP number</b> <b>57136_66</b>
		<b>siteco</b>

C-planes	65° 115°	70° 110°	75° 105°	80° 100°	85° 95°	90°	185° 355°	190° 350°	195° 345°	200° 340°	205° 335°	210° 330°	215° 325°
$\gamma$	Luminous intensity in cd/klm												
115,0°	15.1	15.1	15.1	14.8	12.5	7.7	12.8	12.2	12.2	11.6	10.9	10.3	9.6
117,5°	14.8	14.8	14.8	14.8	10.6	4.5	12.8	12.2	11.9	11.2	10.9	10.3	9.6
120,0°	14.8	14.8	14.8	14.8	9.3	4.5	12.8	12.2	11.9	11.2	10.9	10.3	9.6
122,5°	14.8	14.5	14.8	14.5	8.4	3.9	12.5	12.2	11.6	10.9	10.9	10.3	9.6
125,0°	14.1	14.1	14.1	13.8	7.7	3.9	12.2	12.2	11.6	10.9	10.6	10.0	9.6
127,5°	14.1	14.1	14.1	13.5	7.1	3.9	12.2	11.6	11.6	10.9	10.3	10.0	9.6
130,0°	13.8	13.8	14.1	12.5	6.7	3.9	12.2	11.6	11.6	10.9	10.3	10.0	9.3
132,5°	13.5	13.5	13.5	11.2	6.4	3.9	11.6	11.6	10.9	10.6	10.3	9.6	9.0
135,0°	13.2	12.8	12.8	10.3	6.1	3.9	11.6	10.9	10.9	10.3	10.3	9.6	9.0
137,5°	12.8	12.8	12.8	9.3	5.8	3.9	11.6	10.9	10.9	10.3	9.6	9.3	9.0
140,0°	12.5	12.5	11.9	8.4	5.5	3.9	10.9	10.3	10.3	9.6	9.3	9.0	8.4
142,5°	12.2	12.2	10.9	7.7	5.1	3.9	10.3	10.3	10.0	9.6	9.0	9.0	8.4
145,0°	11.6	11.6	10.0	7.4	5.1	3.9	10.3	9.6	9.6	9.0	9.0	8.4	8.4
147,5°	11.6	10.9	9.0	7.1	5.1	3.9	9.6	9.6	9.0	9.0	8.4	8.4	7.7
150,0°	10.9	10.0	8.0	6.7	4.8	3.9	9.6	9.0	9.0	8.4	8.4	8.0	7.7
165,0°	4.8	4.5	3.9	3.2	3.2	2.6	5.1	5.1	4.5	4.5	4.5	4.5	3.9
180,0°	0.0	0.0	0.0	0.0	0.0	0.0	0.0	0.0	0.0	0.0	0.0	0.0	0.0

C-planes	220° 320°	225° 315°	230° 310°	235° 305°	240° 300°	245° 295°	250° 290°	255° 285°	260° 280°	265° 275°	270°	Phi-zone	Total Phi-zone
$\gamma$	Luminous intensity in cd/klm											Luminous flux in lm/klm	
115,0°	9.0	8.4	7.7	7.1	7.1	6.4	6.4	5.8	5.5	4.5	2.6	2.9	967.8
117,5°	9.0	8.4	7.7	7.1	7.1	6.4	5.8	5.8	5.8	3.9	2.6	2.7	970.5
120,0°	9.0	8.4	7.7	7.4	7.1	6.4	6.4	5.8	5.5	3.9	1.9	2.7	973.2
122,5°	9.0	8.4	7.7	7.7	7.1	6.4	6.4	5.8	5.8	3.9	2.6	2.6	975.8
125,0°	9.0	8.4	7.7	7.4	7.1	6.4	6.4	5.8	5.5	3.9	1.9	2.4	978.2
127,5°	9.0	8.4	7.7	7.7	7.1	6.4	6.4	6.1	5.1	3.9	2.6	2.3	980.5
130,0°	9.0	8.4	8.0	7.7	7.1	6.7	6.4	6.1	5.1	3.9	2.6	2.2	982.8
132,5°	9.0	8.4	7.7	7.7	7.1	6.7	6.4	5.8	4.5	3.9	2.6	2.1	984.8
135,0°	8.7	8.0	7.7	7.4	7.1	6.7	6.4	5.8	4.5	3.9	2.6	2.0	986.8
137,5°	8.4	8.0	7.7	7.1	7.1	6.4	6.4	5.8	4.5	3.5	2.6	1.8	988.6
140,0°	8.4	7.7	7.4	7.1	6.7	6.4	6.1	5.5	4.5	3.2	2.6	1.7	990.3
142,5°	7.7	7.7	7.1	7.1	6.4	6.4	5.8	5.1	4.2	3.2	2.6	1.5	991.8
145,0°	7.7	7.7	7.1	7.1	6.4	6.4	5.8	4.8	4.5	3.2	2.6	1.4	993.2
147,5°	7.7	7.1	7.1	7.1	6.4	6.4	5.8	4.5	4.2	3.5	3.2	1.3	994.5
150,0°	7.4	7.1	7.1	6.4	6.4	6.1	5.1	4.5	3.9	3.5	3.2	3.6	998.1
165,0°	3.9	3.9	3.5	3.2	3.2	2.9	2.6	2.6	2.6	2.6	1.9	1.9	1000.0
180,0°	0.0	0.0	0.0	0.0	0.0	0.0	0.0	0.0	0.0	0.0	0.0	0.0	1000.0

## Photometric test report

<b>Family</b> <b>CITY-LIGHT 260 LED</b>	<b>Order number: 5XA5295NF14H</b> <b>EAN: 4058352835753</b>	<b>LP number</b> <b>57136_66</b>
--	--	-------------------------------------

<b>Dimming levels table</b>	environmental temperature: 25°C	<b>siteco</b>
-----------------------------	---------------------------------	---------------

Luminous flux %	Dimming level linear	Dimming level logarithmic	Luminous flux [lm]	Power consumption [W]	Power consumption [W]	Power consumption [W]
				start of lifetime	end of lifetime	average
100	254	254	1510	11.8	12.1	12.0
95	241	252	1433	11.1	11.4	11.2
90	229	250	1361	10.6	10.8	10.7
85	216	248	1284	9.9	10.2	10.0
80	203	246	1207	9.3	9.6	9.4
75	190	243	1130	8.7	9.0	8.8
70	178	241	1058	8.2	8.4	8.3
65	165	238	981	7.6	7.7	7.6
60	152	235	904	7.0	7.2	7.1
55	140	232	832	6.5	6.6	6.6
50	127	229	755	6.0	6.1	6.0
45	114	225	678	5.4	5.6	5.5
40	102	221	606	5.0	5.1	5.0
35	89	216	529	4.5	4.6	4.6
30	76	210	452	4.0	4.0	4.0
26	65	204	386	3.6	3.7	3.6