
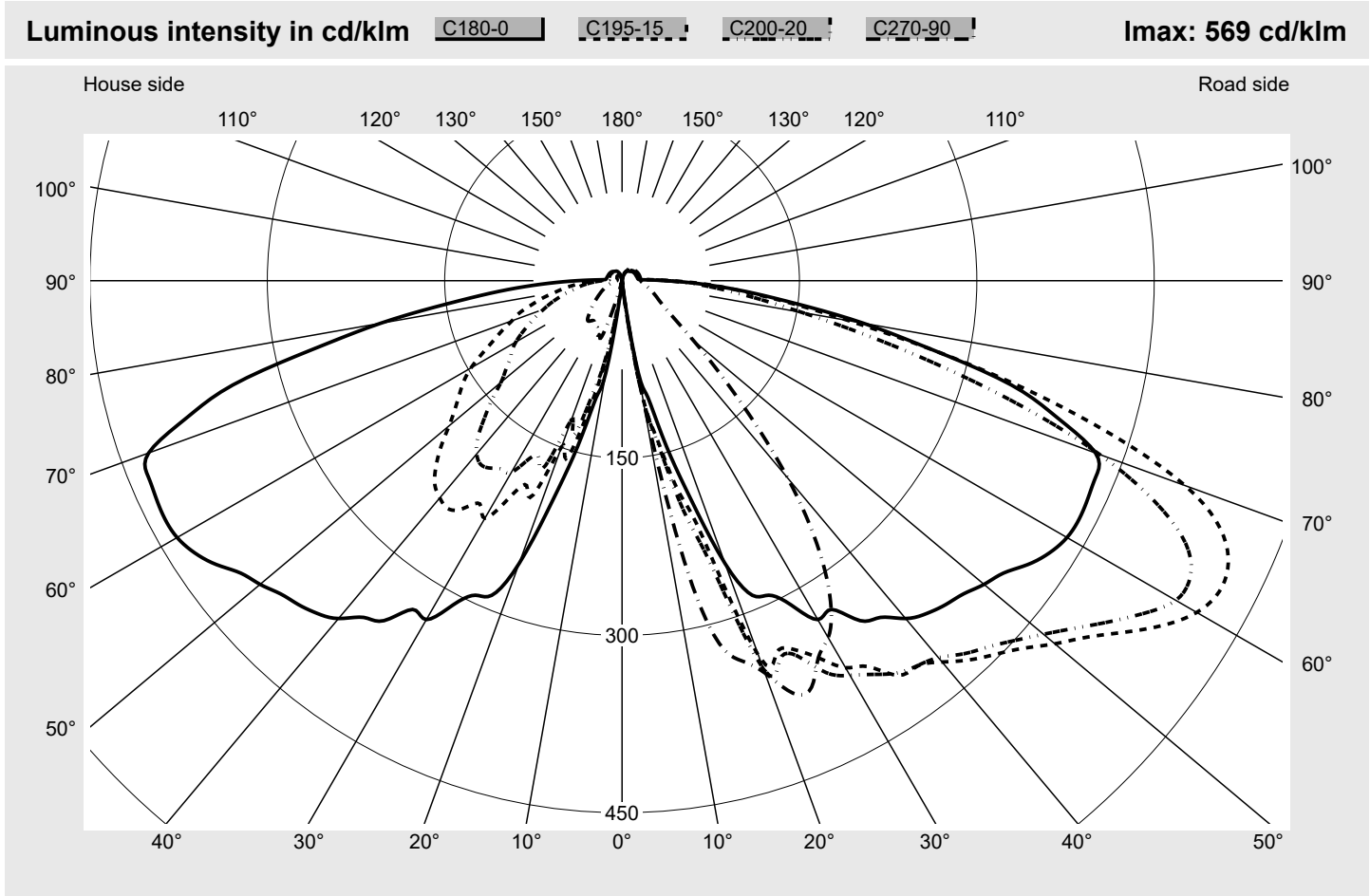


Photometric test report

Family CITY-LIGHT 400 LED	Order number: 5XA5305BF14H + 5XA54000XS EAN: 4058352835852 + 4050737730073	LP number 59278_70
	Version post-top- or mounting to wall arm, spreader element, structured Optic asymmetric, extremely wide distribution (P1.0a) Cover cover transparent, PMMA Lamps LED 2200 K CRI ≥ 70 Controlgear ECG SITECO iQ Rated values Net luminous flux = 1430 lm Power consumption = 12.9 W Luminous efficacy = 110.9 lm/W	serial documentation 08.07.2022
		



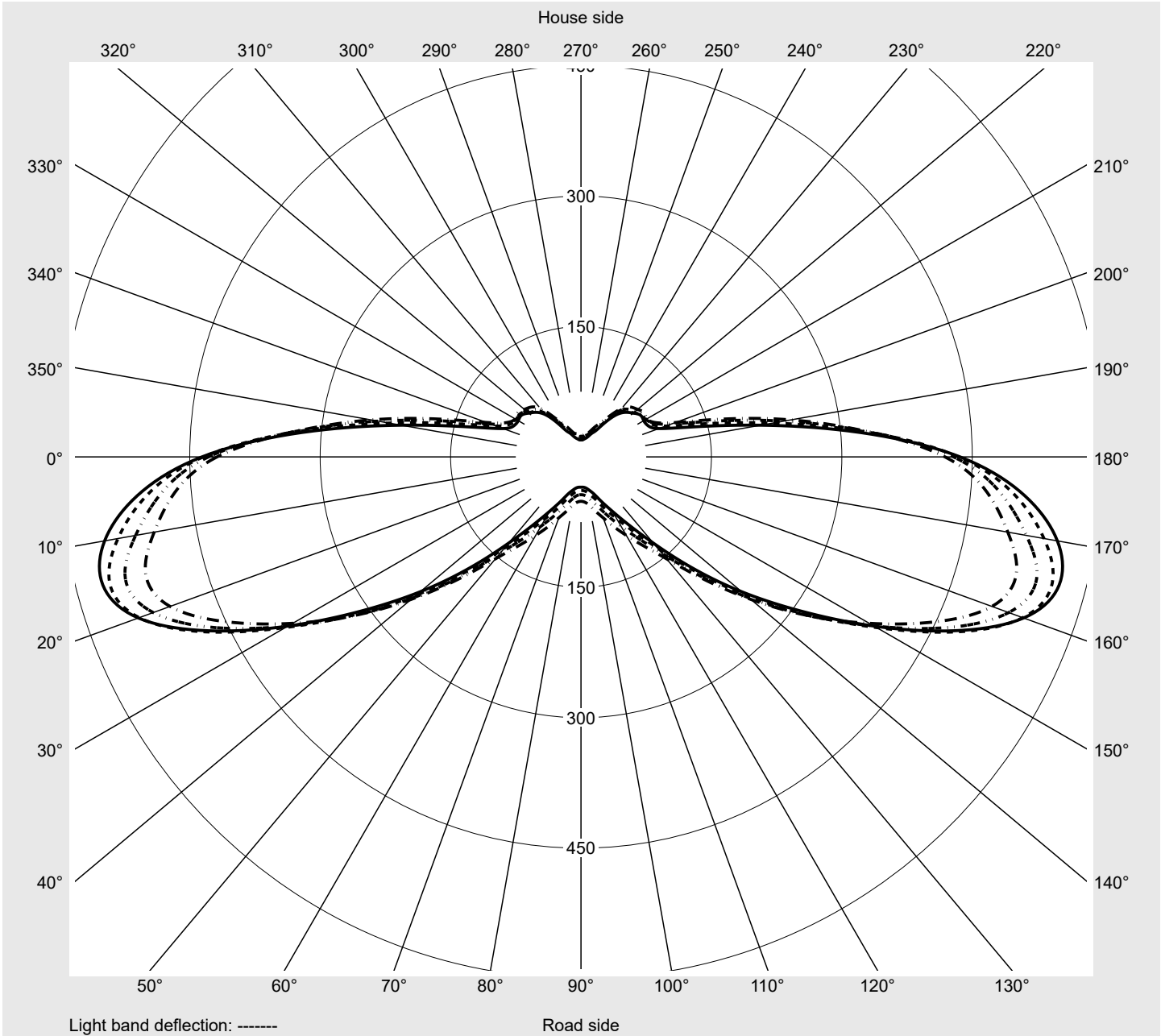
Luminaire output ratios	
Eta	100.0%
Eta 0° - 90°	93.4%
Eta 90° - 180°	6.6%
Measurement conditions	
DIN EN 13032 and DIN 5032	

Luminous intensity class acc. to EN13201-2	
Class:	---
Imax 70°	546.6
Imax 80°	230.4
Imax 90°	41.5
Imax >90°	21.8
Imax >95°	15.7

Photometric test report

Family CITY-LIGHT 400 LED	Order number: 5XA5305BF14H + 5XA54000XS EAN: 4058352835852 + 4050737730073	LP number 59278_70
-------------------------------------	---------------------------------------------------------------------------------------------	------------------------------

Envelope curve in cd/klm **KMK 62.5°** **KMK 60°** **KMK 57.5°** **KMK 55°** **siteco**



Photometric test report

Family CITY-LIGHT 400 LED	Order number: 5XA5305BF14H + 5XA54000XS EAN: 4058352835852 + 4050737730073	LP number 59278_70
Table of values for luminous intensities		Maximum luminous intensity
siteco		

C-planes	0° 180°	5° 175°	10° 170°	15° 165°	20° 160°	25° 155°	30° 150°	35° 145°	40° 140°	45° 135°	50° 130°	55° 125°	60° 120°
γ	Luminous intensity in cd/klm												
0,0°	1.6	1.6	1.6	1.6	1.6	1.6	1.6	1.6	1.6	1.6	1.6	1.6	1.6
2,5°	1.3	1.3	1.3	1.3	1.4	1.5	1.5	1.6	1.6	1.8	1.9	2.0	2.2
5,0°	3.0	3.3	3.6	3.9	4.2	4.4	4.7	4.8	5.0	5.2	5.2	5.2	5.3
7,5°	11.0	13.5	16.3	19.5	22.6	25.5	28.5	30.2	31.7	33.1	31.3	30.0	28.0
10,0°	79.3	91.8	95.9	99.9	101.1	103.2	105.8	106.5	105.2	107.5	107.8	105.4	101.2
12,5°	101.3	116.1	126.0	137.7	142.3	147.1	147.7	154.3	163.5	177.0	192.2	201.4	215.9
15,0°	145.2	151.3	168.8	184.8	202.1	220.1	240.6	261.4	262.0	288.9	318.0	312.0	307.8
17,5°	194.4	199.3	214.0	228.7	255.1	262.3	297.0	316.8	318.7	323.3	357.4	374.7	371.7
20,0°	254.5	290.8	313.0	337.7	349.8	366.6	362.5	368.7	368.8	366.8	366.6	364.4	373.1
22,5°	288.0	299.6	327.0	341.1	347.8	352.4	362.2	369.8	368.6	374.7	391.5	391.1	389.9
25,0°	293.5	307.1	335.3	344.2	350.1	353.7	359.1	365.6	372.8	378.5	391.3	391.2	388.4
27,5°	309.0	326.1	350.4	359.6	373.7	380.1	381.1	383.9	382.4	376.9	384.9	382.3	376.3
30,0°	331.0	342.3	365.2	378.0	385.4	385.0	382.1	381.4	371.5	362.9	367.1	364.9	354.9
32,5°	329.7	346.5	373.8	387.0	394.9	387.2	390.4	388.3	373.2	355.5	345.9	335.9	326.5
35,0°	351.0	369.9	393.8	407.5	405.1	398.1	394.5	383.2	360.9	338.9	323.3	306.8	294.0
37,5°	359.0	379.9	401.5	410.7	410.4	396.5	386.4	376.1	352.2	322.3	301.2	279.5	263.7
40,0°	373.0	393.8	415.1	421.0	416.2	398.9	382.4	365.2	338.5	306.9	278.9	252.0	232.7
42,5°	381.7	406.2	427.9	435.0	428.0	406.7	383.9	354.5	325.5	291.0	257.9	226.5	205.7
45,0°	387.3	414.4	437.8	446.9	438.0	413.1	382.6	345.4	306.2	269.1	232.2	200.6	180.7
47,5°	391.9	423.6	449.9	460.2	450.4	420.0	379.6	337.0	289.2	246.4	207.3	178.4	158.8
50,0°	399.6	438.4	466.1	477.8	465.2	427.0	377.4	326.6	271.5	224.8	183.4	156.6	137.4
52,5°	406.4	451.9	479.8	495.3	482.8	435.6	379.8	320.1	260.6	208.1	164.8	138.5	119.4
55,0°	418.7	468.9	498.5	518.4	503.0	449.0	382.8	318.1	255.0	198.3	153.0	124.5	104.3
57,5°	428.5	485.1	520.1	542.5	523.5	464.6	389.0	317.8	252.2	193.2	144.5	114.1	92.1
60,0°	434.5	500.7	540.7	561.2	540.7	476.3	392.6	316.0	247.3	186.4	136.9	104.0	81.7
62,5°	436.0	512.3	556.4	569.4	541.8	473.2	389.2	309.4	241.3	180.1	129.4	95.0	72.4
65,0°	434.8	522.9	567.7	565.6	525.9	451.3	368.5	291.6	227.5	168.9	119.0	85.1	63.4
67,5°	433.6	527.8	568.3	547.5	487.3	408.3	329.4	261.7	206.6	155.0	108.3	75.2	55.2
70,0°	426.0	515.1	546.6	506.8	429.9	348.9	276.1	220.4	178.9	138.9	97.5	66.2	47.7
72,5°	386.4	469.6	488.1	435.7	356.6	281.3	219.2	175.8	145.9	117.6	84.1	57.5	41.3
75,0°	340.8	401.0	407.1	352.3	279.4	218.1	170.3	136.2	114.5	95.9	70.9	49.1	35.6
77,5°	267.6	314.9	313.7	267.2	210.2	163.8	129.2	104.3	87.0	74.4	57.9	41.4	30.8
80,0°	207.5	230.4	227.0	194.7	154.5	121.3	96.9	78.8	65.3	56.5	45.9	34.8	26.7
82,5°	148.5	163.2	161.1	142.6	115.3	91.0	74.6	61.2	50.5	43.7	36.9	29.5	23.8
85,0°	105.3	112.1	111.9	102.3	85.3	68.1	56.6	47.2	39.1	34.2	29.9	25.2	21.4
87,5°	68.7	75.8	76.8	72.1	61.4	50.0	42.6	36.5	30.9	27.4	24.7	21.9	19.4
90,0°	38.2	40.0	41.5	41.4	37.7	32.7	29.2	26.6	23.9	21.9	20.6	19.3	17.9
92,5°	18.1	20.1	21.1	21.8	21.7	20.8	20.0	19.5	18.7	17.9	17.5	17.1	16.7
95,0°	13.8	14.4	15.0	15.5	15.7	15.9	16.0	16.1	16.2	16.0	16.0	15.9	15.8
97,5°	13.3	13.8	14.2	14.5	14.7	14.9	14.9	15.0	15.2	15.3	15.4	15.4	15.5
100,0°	13.2	13.7	14.0	14.3	14.5	14.7	14.8	14.9	15.0	15.1	15.3	15.3	15.4
102,5°	13.1	13.5	13.9	14.1	14.4	14.5	14.6	14.7	14.8	15.0	15.1	15.2	15.3
105,0°	12.9	13.3	13.7	14.0	14.2	14.4	14.5	14.6	14.8	14.8	15.0	15.1	15.1
107,5°	12.7	13.2	13.5	13.8	14.0	14.1	14.3	14.4	14.6	14.7	14.8	14.9	15.0
110,0°	12.6	13.1	13.3	13.7	13.9	14.0	14.2	14.3	14.4	14.6	14.7	14.8	14.9
112,5°	12.5	13.0	13.2	13.5	13.7	13.9	14.0	14.1	14.3	14.5	14.6	14.7	14.8

Photometric test report

Family CITY-LIGHT 400 LED	Order number: 5XA5305BF14H + 5XA54000XS EAN: 4058352835852 + 4050737730073	LP number 59278_70
Table of values for luminous intensities		Maximum luminous intensity
siteco		

C-planes	65° 115°	70° 110°	75° 105°	80° 100°	85° 95°	90°	185° 355°	190° 350°	195° 345°	200° 340°	205° 335°	210° 330°	215° 325°
γ	Luminous intensity in cd/klm												
0,0°	1.6	1.6	1.6	1.6	1.6	1.6	1.6	1.6	1.6	1.6	1.6	1.6	1.6
2,5°	2.3	2.4	2.6	2.7	2.8	2.8	1.2	1.2	1.2	1.2	1.2	1.3	1.4
5,0°	5.5	5.6	5.8	5.9	5.9	5.9	2.9	2.6	2.4	2.2	2.1	2.0	2.0
7,5°	26.5	25.1	23.7	22.0	21.2	20.4	8.9	7.3	6.0	5.0	4.2	3.7	3.3
10,0°	99.1	96.0	99.0	99.1	102.0	99.9	69.0	55.2	42.4	32.4	23.7	16.7	11.2
12,5°	224.6	221.2	233.0	239.5	243.1	243.0	91.7	86.4	84.0	75.3	71.7	69.6	55.0
15,0°	307.3	306.9	320.9	323.9	321.7	317.8	136.4	134.8	123.5	105.7	86.5	77.4	70.8
17,5°	361.7	342.1	348.7	348.6	346.7	337.2	167.6	159.8	157.8	137.5	124.4	105.6	85.6
20,0°	379.3	372.6	379.0	370.2	359.2	353.1	204.9	171.8	149.6	125.2	106.3	93.8	80.8
22,5°	388.4	380.4	386.5	385.6	382.0	377.6	253.2	220.0	195.9	169.2	139.0	112.3	88.1
25,0°	387.4	380.0	384.2	384.0	382.8	379.3	259.8	217.0	191.1	166.2	136.1	111.7	91.6
27,5°	371.5	364.7	367.6	365.4	364.2	359.5	275.6	234.5	207.4	169.6	142.3	116.5	96.7
30,0°	345.6	339.2	345.2	348.4	350.7	348.7	297.6	264.5	232.0	187.2	149.5	122.9	104.2
32,5°	316.4	313.8	321.1	325.2	330.4	329.0	292.8	257.4	223.9	189.3	156.9	130.8	121.4
35,0°	286.8	286.7	293.7	295.9	300.0	299.0	313.8	276.4	235.5	193.5	157.9	137.7	129.6
37,5°	257.0	256.8	261.6	261.2	263.3	261.1	320.0	285.6	242.6	196.1	159.8	137.7	131.2
40,0°	224.9	223.4	224.2	219.9	219.4	218.0	331.7	290.0	239.8	191.3	152.0	130.6	123.1
42,5°	195.9	190.8	187.7	179.6	175.7	173.1	341.7	293.1	234.3	180.8	142.8	121.8	117.2
45,0°	168.7	159.9	153.0	142.2	136.1	133.4	342.8	289.1	222.6	164.8	129.3	112.9	111.4
47,5°	144.8	133.8	124.2	112.6	105.7	102.9	338.7	277.4	207.6	149.4	117.9	105.3	106.4
50,0°	122.0	108.9	98.4	87.6	81.3	79.0	336.8	264.8	191.0	133.6	105.5	96.9	99.4
52,5°	103.1	89.6	79.1	69.7	64.2	62.2	333.3	255.0	178.0	124.0	98.0	90.4	92.2
55,0°	88.0	74.6	64.7	56.7	52.4	51.1	331.8	245.2	167.9	115.7	93.7	87.6	88.6
57,5°	75.9	62.9	54.0	47.6	44.3	43.5	331.9	237.0	158.8	110.5	92.2	86.3	85.9
60,0°	66.3	53.7	46.3	41.4	39.1	38.6	329.6	224.0	147.5	103.7	89.5	85.5	84.4
62,5°	57.4	46.5	40.4	36.8	35.1	34.9	322.2	209.9	133.3	95.3	85.0	83.3	83.6
65,0°	50.0	40.7	36.1	33.4	32.1	32.1	314.2	196.4	120.1	86.5	79.9	80.4	81.4
67,5°	43.5	36.0	32.4	30.3	29.5	29.5	305.0	182.5	109.5	78.6	73.8	75.4	77.1
70,0°	38.0	32.0	29.3	27.9	27.3	27.4	291.4	170.0	99.1	70.6	66.8	69.2	71.1
72,5°	33.0	28.5	26.5	25.5	25.0	25.1	268.7	157.7	91.2	63.2	59.9	62.5	64.2
75,0°	28.8	25.6	24.0	23.3	23.0	23.0	235.9	139.1	79.5	55.6	53.1	56.1	57.3
77,5°	25.5	23.0	21.8	21.4	21.1	21.0	195.3	120.8	69.5	48.4	45.7	48.1	48.2
80,0°	22.7	20.8	20.0	19.6	19.4	19.4	153.3	98.1	58.3	40.9	38.9	40.6	40.0
82,5°	20.7	19.3	18.7	18.3	18.1	18.1	116.3	78.5	49.5	35.5	33.4	34.1	32.8
85,0°	19.2	18.1	17.6	17.3	17.1	17.0	84.9	60.8	40.1	29.6	27.6	27.8	26.2
87,5°	18.0	17.2	16.8	16.4	16.3	16.3	59.9	45.3	31.4	23.3	20.9	20.1	18.6
90,0°	17.0	16.5	16.2	16.1	16.0	15.9	32.4	26.4	20.5	16.8	15.3	14.2	13.1
92,5°	16.3	16.0	15.8	15.9	15.9	15.9	16.9	15.0	13.3	12.0	11.1	10.3	9.5
95,0°	15.7	15.6	15.6	15.7	15.8	15.8	13.1	12.3	11.6	10.9	10.1	9.4	8.8
97,5°	15.5	15.5	15.5	15.6	15.6	15.7	12.7	12.1	11.4	10.7	10.0	9.3	8.7
100,0°	15.4	15.4	15.4	15.5	15.5	15.6	12.6	12.0	11.4	10.7	10.0	9.3	8.7
102,5°	15.3	15.3	15.3	15.4	15.5	15.5	12.5	11.9	11.3	10.7	10.0	9.3	8.8
105,0°	15.2	15.2	15.3	15.4	15.4	15.4	12.4	11.9	11.3	10.7	10.0	9.3	8.7
107,5°	15.1	15.1	15.1	15.2	15.3	15.3	12.3	11.7	11.2	10.6	9.9	9.3	8.7
110,0°	15.0	15.0	15.1	15.1	15.2	15.2	12.2	11.7	11.1	10.5	9.9	9.3	8.7
112,5°	14.8	14.9	14.9	15.0	15.1	15.1	12.1	11.6	11.1	10.5	9.9	9.3	8.7

Photometric test report

Family CITY-LIGHT 400 LED	Order number: 5XA5305BF14H + 5XA54000XS EAN: 4058352835852 + 4050737730073	LP number 59278_70
Table of values for luminous intensities		Maximum luminous intensity
		siteco

C-planes	220° 320°	225° 315°	230° 310°	235° 305°	240° 300°	245° 295°	250° 290°	255° 285°	260° 280°	265° 275°	270°	Phi-zone	Total Phi-zone
γ	Luminous intensity in cd/klm											Luminous flux in lm/klm	
0,0°	1.6	1.6	1.6	1.6	1.6	1.6	1.6	1.6	1.6	1.6	1.6	0.0	0.0
2,5°	1.4	1.6	1.7	1.8	1.9	2.0	2.1	2.1	2.2	2.2	2.3	0.0	0.0
5,0°	2.0	2.0	2.0	2.1	2.1	2.2	2.2	2.2	2.3	2.2	2.3	0.1	0.1
7,5°	3.1	2.9	2.7	2.6	2.6	2.5	2.5	2.4	2.4	2.3	2.3	0.5	0.6
10,0°	7.9	5.7	4.4	3.8	3.4	3.1	3.0	2.8	2.7	2.6	2.6	2.8	3.5
12,5°	36.3	26.8	20.2	15.0	10.5	6.1	4.3	3.7	3.3	3.1	3.1	6.5	10.0
15,0°	74.6	63.7	54.6	42.7	30.2	22.9	15.8	13.4	10.1	6.6	5.3	11.6	21.6
17,5°	82.4	59.2	51.5	51.9	44.6	41.3	39.6	35.1	29.3	26.7	26.3	16.1	37.7
20,0°	75.0	65.9	56.7	52.8	54.2	53.4	48.6	38.9	41.5	50.1	50.5	20.9	58.6
22,5°	76.9	64.9	56.0	50.0	49.7	49.5	49.4	43.3	49.0	51.3	49.8	24.6	83.2
25,0°	78.3	59.9	52.5	49.8	51.1	51.0	47.0	38.7	45.8	50.1	50.4	27.2	110.5
27,5°	77.4	60.6	51.8	48.2	51.1	53.6	48.2	40.5	44.7	45.9	45.2	30.1	140.6
30,0°	85.9	72.0	64.5	56.3	53.7	53.8	45.9	40.3	44.4	46.0	45.2	32.8	173.4
32,5°	92.3	77.7	70.0	63.8	61.3	58.1	50.1	41.3	43.2	42.5	43.4	34.8	208.2
35,0°	106.5	92.5	80.2	71.0	64.7	60.0	50.0	42.2	43.5	41.9	41.5	36.9	245.1
37,5°	110.3	98.6	86.5	75.6	68.3	62.3	52.1	43.3	43.4	41.9	42.7	38.2	283.3
40,0°	105.8	95.0	84.3	74.3	66.2	59.6	50.8	43.4	45.0	43.7	44.5	38.9	322.2
42,5°	103.3	93.7	81.8	71.9	64.0	57.1	48.0	42.0	43.4	41.6	42.9	39.3	361.6
45,0°	101.7	93.1	81.3	70.8	61.2	53.2	44.3	38.6	39.2	37.5	39.0	39.3	400.8
47,5°	98.7	91.8	80.1	67.6	56.9	49.1	40.9	35.5	35.8	34.1	35.5	39.2	440.0
50,0°	94.8	88.9	78.0	64.4	52.7	44.3	37.2	33.1	32.8	31.3	32.4	39.0	479.0
52,5°	89.0	84.3	75.1	60.7	49.0	41.2	34.1	30.2	29.9	28.3	29.3	39.2	518.2
55,0°	85.0	81.0	72.6	57.3	45.4	38.1	31.6	27.9	27.1	25.7	26.3	39.9	558.1
57,5°	81.7	77.3	69.5	53.9	42.1	35.7	29.4	25.9	24.7	23.5	23.8	40.8	598.9
60,0°	78.9	74.3	66.5	50.5	38.9	32.8	27.5	24.2	22.6	21.6	21.4	41.5	640.4
62,5°	78.4	72.5	63.3	48.3	35.6	30.2	25.5	22.5	20.9	19.6	19.5	41.7	682.1
65,0°	77.5	70.5	61.0	46.7	33.1	27.5	23.5	20.8	19.2	18.0	17.5	41.2	723.3
67,5°	73.8	66.8	57.7	44.8	30.8	25.2	21.6	19.1	17.5	16.3	15.8	39.6	763.0
70,0°	67.7	60.6	52.5	42.0	28.6	22.6	19.6	17.4	15.8	14.8	14.1	36.9	799.8
72,5°	60.6	53.6	46.8	37.8	25.7	20.1	17.5	15.6	14.0	13.2	12.6	32.6	832.4
75,0°	52.6	45.8	40.0	32.0	22.5	17.6	15.5	13.8	12.4	11.6	11.0	27.6	860.0
77,5°	43.6	37.6	32.8	26.5	19.2	15.4	13.5	11.9	10.7	10.0	9.5	22.2	882.3
80,0°	35.5	30.3	26.4	21.4	16.2	13.2	11.6	10.2	9.1	8.5	8.0	17.3	899.6
82,5°	28.7	24.4	21.4	17.9	13.9	11.4	9.9	8.7	7.8	7.1	6.8	13.4	913.0
85,0°	22.7	19.5	17.2	14.8	11.7	9.7	8.5	7.4	6.6	6.1	5.7	10.3	923.3
87,5°	16.3	14.1	12.5	10.9	9.3	8.2	7.2	6.3	5.6	5.3	5.1	7.8	931.1
90,0°	11.7	10.4	9.3	8.5	7.7	6.8	6.1	5.4	4.9	4.7	4.5	5.3	936.4
92,5°	8.7	8.1	7.5	7.0	6.3	5.7	5.2	4.8	4.6	4.5	4.3	3.7	940.1
95,0°	8.2	7.6	7.0	6.5	6.0	5.5	5.1	4.8	4.6	4.4	4.2	3.2	943.4
97,5°	8.2	7.6	7.0	6.5	6.0	5.6	5.2	4.8	4.6	4.4	4.2	3.1	946.5
100,0°	8.2	7.7	7.1	6.6	6.1	5.6	5.2	4.9	4.7	4.4	4.2	3.1	949.6
102,5°	8.2	7.7	7.1	6.6	6.1	5.7	5.3	4.9	4.7	4.5	4.3	3.0	952.6
105,0°	8.2	7.7	7.1	6.6	6.2	5.7	5.4	5.0	4.7	4.6	4.3	3.0	955.6
107,5°	8.2	7.7	7.1	6.7	6.2	5.7	5.4	5.0	4.8	4.6	4.4	2.9	958.6
110,0°	8.2	7.7	7.1	6.7	6.2	5.8	5.4	5.1	4.9	4.7	4.5	2.9	961.5
112,5°	8.2	7.7	7.2	6.7	6.2	5.8	5.5	5.2	5.0	4.8	4.6	2.8	964.3

Photometric test report

Family CITY-LIGHT 400 LED	Order number: 5XA5305BF14H + 5XA54000XS EAN: 4058352835852 + 4050737730073	LP number 59278_70
Table of values for luminous intensities		Maximum luminous intensity
		siteco

C-planes	0° 180°	5° 175°	10° 170°	15° 165°	20° 160°	25° 155°	30° 150°	35° 145°	40° 140°	45° 135°	50° 130°	55° 125°	60° 120°
γ	Luminous intensity in cd/klm												
115,0°	12.4	12.8	13.2	13.4	13.6	13.8	13.9	14.0	14.2	14.3	14.5	14.6	14.7
117,5°	12.4	12.8	13.1	13.3	13.5	13.7	13.8	13.9	14.0	14.2	14.3	14.4	14.5
120,0°	12.3	12.6	12.9	13.2	13.4	13.5	13.6	13.8	13.9	14.0	14.2	14.3	14.4
122,5°	12.1	12.4	12.7	13.0	13.2	13.3	13.4	13.6	13.7	13.9	14.0	14.1	14.2
125,0°	12.0	12.3	12.6	12.8	13.0	13.2	13.2	13.4	13.5	13.7	13.8	13.9	14.0
127,5°	11.8	12.2	12.4	12.7	12.9	13.0	13.1	13.2	13.4	13.5	13.7	13.8	13.8
130,0°	11.7	11.9	12.2	12.4	12.6	12.8	12.9	13.0	13.2	13.3	13.4	13.5	13.6
132,5°	11.3	11.7	11.9	12.2	12.4	12.5	12.6	12.8	12.9	13.1	13.2	13.2	13.3
135,0°	11.0	11.3	11.7	11.9	12.1	12.2	12.4	12.5	12.6	12.7	12.9	13.0	13.1
137,5°	10.6	10.9	11.2	11.5	11.7	11.8	12.0	12.1	12.3	12.4	12.6	12.7	12.7
140,0°	10.3	10.6	10.9	11.1	11.3	11.5	11.7	11.8	12.0	12.1	12.2	12.4	12.4
142,5°	10.0	10.3	10.6	10.8	11.0	11.2	11.3	11.5	11.7	11.8	11.9	12.0	12.1
145,0°	9.8	10.0	10.3	10.6	10.8	10.9	11.1	11.2	11.4	11.6	11.6	11.7	11.8
147,5°	9.6	9.8	10.1	10.3	10.5	10.7	10.8	11.0	11.1	11.2	11.3	11.4	11.5
150,0°	9.3	9.5	9.8	10.0	10.2	10.4	10.5	10.7	10.8	10.9	10.9	11.1	11.1
152,5°	8.9	9.2	9.4	9.6	9.8	10.0	10.1	10.2	10.3	10.4	10.5	10.6	10.7
155,0°	8.4	8.6	8.8	9.0	9.2	9.4	9.5	9.6	9.8	9.9	10.0	10.1	10.1
157,5°	7.7	7.9	8.1	8.3	8.5	8.6	8.8	8.9	9.0	9.1	9.2	9.3	9.4
160,0°	6.9	7.0	7.2	7.4	7.6	7.7	7.8	7.9	8.1	8.1	8.3	8.3	8.4
162,5°	5.6	5.9	6.2	6.3	6.5	6.7	6.8	6.8	6.9	7.0	7.0	7.1	7.2
165,0°	4.7	4.8	5.1	5.3	5.4	5.5	5.6	5.6	5.7	5.8	5.8	5.8	5.9
167,5°	3.7	3.9	4.1	4.3	4.4	4.4	4.5	4.5	4.5	4.5	4.5	4.5	4.5
170,0°	3.1	3.2	3.3	3.4	3.5	3.5	3.4	3.4	3.4	3.4	3.3	3.3	3.3
172,5°	2.6	2.8	2.9	2.9	2.9	2.9	2.8	2.8	2.8	2.7	2.7	2.7	2.6
175,0°	2.2	2.3	2.3	2.3	2.3	2.3	2.3	2.3	2.3	2.2	2.2	2.2	2.1
177,5°	1.5	1.5	1.5	1.6	1.6	1.6	1.6	1.6	1.6	1.6	1.6	1.6	1.6
180,0°	0.0	0.0	0.0	0.0	0.0	0.0	0.0	0.0	0.0	0.0	0.0	0.0	0.0

Photometric test report

Family CITY-LIGHT 400 LED	Order number: 5XA5305BF14H + 5XA54000XS EAN: 4058352835852 + 4050737730073	LP number 59278_70
Table of values for luminous intensities		Maximum luminous intensity
		siteco

C-planes	65° 115°	70° 110°	75° 105°	80° 100°	85° 95°	90°	185° 355°	190° 350°	195° 345°	200° 340°	205° 335°	210° 330°	215° 325°
γ	Luminous intensity in cd/klm												
115,0°	14.8	14.8	14.8	14.9	15.0	14.9	12.1	11.6	11.1	10.6	10.0	9.4	8.8
117,5°	14.6	14.7	14.7	14.8	14.8	14.8	12.0	11.6	11.1	10.6	10.0	9.4	8.8
120,0°	14.5	14.5	14.6	14.7	14.6	14.7	11.9	11.5	11.0	10.6	10.0	9.4	8.9
122,5°	14.3	14.3	14.4	14.5	14.4	14.5	11.8	11.3	10.9	10.4	10.0	9.4	8.9
125,0°	14.1	14.1	14.2	14.3	14.3	14.3	11.6	11.2	10.8	10.3	9.9	9.3	8.9
127,5°	14.0	14.0	14.0	14.1	14.1	14.1	11.5	11.1	10.7	10.3	9.8	9.3	8.9
130,0°	13.7	13.8	13.8	13.9	13.9	13.9	11.3	10.9	10.6	10.2	9.7	9.3	8.8
132,5°	13.4	13.5	13.6	13.7	13.6	13.6	11.0	10.7	10.4	10.0	9.5	9.2	8.7
135,0°	13.2	13.2	13.2	13.3	13.3	13.3	10.8	10.4	10.1	9.7	9.3	8.9	8.6
137,5°	12.8	12.9	13.0	13.0	13.0	13.0	10.4	10.1	9.8	9.4	9.0	8.6	8.3
140,0°	12.5	12.5	12.6	12.6	12.6	12.7	10.0	9.7	9.4	9.1	8.7	8.3	8.0
142,5°	12.2	12.2	12.3	12.3	12.3	12.3	9.7	9.4	9.2	8.9	8.5	8.2	7.8
145,0°	11.9	11.9	11.9	12.0	12.0	12.0	9.5	9.3	9.0	8.6	8.4	8.1	7.8
147,5°	11.5	11.6	11.6	11.6	11.7	11.7	9.3	9.1	8.8	8.5	8.2	7.9	7.7
150,0°	11.2	11.2	11.3	11.3	11.3	11.3	9.1	8.8	8.6	8.4	8.1	7.8	7.6
152,5°	10.7	10.8	10.9	10.9	10.9	10.9	8.7	8.6	8.3	8.1	7.9	7.7	7.5
155,0°	10.2	10.2	10.3	10.3	10.3	10.3	8.3	8.1	7.9	7.7	7.4	7.2	7.1
157,5°	9.4	9.5	9.5	9.5	9.6	9.6	7.6	7.3	7.2	7.0	6.9	6.7	6.6
160,0°	8.5	8.5	8.6	8.6	8.6	8.6	6.6	6.4	6.3	6.2	6.1	6.0	5.9
162,5°	7.3	7.3	7.4	7.4	7.4	7.4	5.5	5.4	5.2	5.0	5.0	5.0	4.9
165,0°	6.0	6.0	6.0	6.0	6.0	6.0	4.4	4.2	4.1	4.1	4.1	4.0	3.9
167,5°	4.5	4.5	4.5	4.5	4.5	4.5	3.5	3.4	3.3	3.3	3.3	3.3	3.2
170,0°	3.2	3.2	3.2	3.2	3.2	3.2	2.9	2.7	2.5	2.5	2.4	2.5	2.5
172,5°	2.6	2.6	2.6	2.6	2.6	2.6	2.4	2.1	2.0	2.0	2.0	2.0	2.1
175,0°	2.1	2.1	2.1	2.1	2.1	2.1	2.1	2.0	1.8	1.7	1.7	1.6	1.6
177,5°	1.6	1.6	1.6	1.6	1.6	1.6	1.5	1.5	1.5	1.5	1.5	1.5	1.5
180,0°	0.0	0.0	0.0	0.0	0.0	0.0	0.0	0.0	0.0	0.0	0.0	0.0	0.0

Photometric test report

Family CITY-LIGHT 400 LED	Order number: 5XA5305BF14H + 5XA54000XS EAN: 4058352835852 + 4050737730073	LP number 59278_70
Table of values for luminous intensities		Maximum luminous intensity
		siteco

C-planes	220° 320°	225° 315°	230° 310°	235° 305°	240° 300°	245° 295°	250° 290°	255° 285°	260° 280°	265° 275°	270°	Phi-zone	Total Phi-zone
γ	Luminous intensity in cd/klm											Luminous flux in lm/klm	
115,0°	8.3	7.8	7.3	6.8	6.3	5.9	5.6	5.3	5.1	4.9	4.7	2.8	967.1
117,5°	8.3	7.8	7.3	6.9	6.4	6.0	5.7	5.4	5.2	5.0	4.9	2.7	969.7
120,0°	8.4	7.8	7.4	6.9	6.5	6.1	5.8	5.5	5.3	5.2	5.0	2.6	972.4
122,5°	8.4	7.9	7.4	7.0	6.5	6.2	5.8	5.5	5.4	5.2	5.1	2.5	974.9
125,0°	8.4	7.9	7.4	7.0	6.6	6.2	5.9	5.6	5.5	5.4	5.2	2.4	977.3
127,5°	8.5	7.9	7.5	7.1	6.7	6.3	6.0	5.7	5.6	5.5	5.4	2.3	979.7
130,0°	8.4	8.0	7.6	7.1	6.8	6.4	6.1	5.8	5.8	5.6	5.5	2.2	981.9
132,5°	8.4	7.9	7.5	7.1	6.8	6.5	6.2	5.9	5.9	5.7	5.6	2.1	984.0
135,0°	8.2	7.8	7.4	7.0	6.7	6.4	6.2	5.9	5.9	5.7	5.6	2.0	986.0
137,5°	7.9	7.6	7.2	6.9	6.6	6.3	6.1	5.9	5.8	5.7	5.6	1.9	987.9
140,0°	7.7	7.4	7.0	6.8	6.5	6.2	6.0	5.8	5.7	5.6	5.5	1.7	989.6
142,5°	7.6	7.2	6.9	6.7	6.4	6.2	6.0	5.8	5.7	5.6	5.6	1.6	991.2
145,0°	7.5	7.2	6.9	6.6	6.4	6.2	6.0	5.8	5.8	5.7	5.6	1.5	992.6
147,5°	7.4	7.1	6.9	6.7	6.4	6.2	6.1	5.9	5.8	5.8	5.7	1.3	994.0
150,0°	7.4	7.1	6.9	6.7	6.4	6.2	6.0	5.9	5.8	5.8	5.8	1.2	995.2
152,5°	7.3	7.0	6.8	6.6	6.3	6.1	5.9	5.8	5.7	5.7	5.7	1.1	996.3
155,0°	7.0	6.8	6.5	6.3	6.0	5.8	5.6	5.5	5.4	5.4	5.4	1.0	997.3
157,5°	6.5	6.3	6.0	5.7	5.5	5.3	5.2	5.0	4.9	4.9	4.9	0.8	998.1
160,0°	5.7	5.6	5.3	5.1	4.9	4.7	4.6	4.5	4.4	4.4	4.3	0.6	998.7
162,5°	4.7	4.5	4.3	4.2	4.1	4.0	3.9	3.9	3.8	3.8	3.8	0.5	999.2
165,0°	3.9	3.8	3.6	3.5	3.4	3.3	3.3	3.3	3.2	3.2	3.1	0.3	999.5
167,5°	3.1	3.1	3.0	2.9	2.9	2.8	2.7	2.6	2.5	2.5	2.5	0.2	999.7
170,0°	2.5	2.5	2.4	2.4	2.3	2.3	2.1	2.1	2.0	2.0	2.0	0.1	999.9
172,5°	2.1	2.1	2.1	2.0	1.9	1.9	1.8	1.7	1.7	1.7	1.7	0.1	999.9
175,0°	1.6	1.6	1.6	1.6	1.6	1.6	1.6	1.6	1.5	1.5	1.5	0.0	1000.0
177,5°	1.5	1.5	1.5	1.5	1.4	1.4	1.4	1.4	1.4	1.4	1.3	0.0	1000.0
180,0°	0.0	0.0	0.0	0.0	0.0	0.0	0.0	0.0	0.0	0.0	0.0	0.0	1000.0

Photometric test report

Family CITY-LIGHT 400 LED	Order number: 5XA5305BF14H + 5XA54000XS EAN: 4058352835852 + 4050737730073	LP number 59278_70
--------------------------------------------	---------------------------------------------------------------------------------------------	-------------------------------------

Dimming levels table	environmental temperature: 25°C	siteco
-----------------------------	---------------------------------	---------------

Luminous flux %	Dimming level linear	Dimming level logarithmic	Luminous flux [lm]	Power consumption [W]	Power consumption [W]	Power consumption [W]
				start of lifetime	end of lifetime	average
100	254	254	1430	12.9	13.3	13.1
95	241	252	1357	12.2	12.6	12.4
90	229	250	1289	11.5	11.9	11.7
85	216	248	1216	10.7	11.1	10.9
80	203	246	1143	10.1	10.5	10.3
75	190	243	1070	9.4	9.8	9.6
70	178	241	1002	8.9	9.1	9.0
65	165	238	929	8.2	8.4	8.3
60	152	235	856	7.6	7.8	7.7
55	140	232	788	7.0	7.2	7.1
50	127	229	715	6.4	6.6	6.5
45	114	225	642	5.8	6.0	5.9
40	102	221	574	5.3	5.4	5.4
35	89	216	501	4.8	4.9	4.8
30	76	210	428	4.3	4.3	4.3
25	63	203	355	3.7	3.8	3.8
24	60	201	338	3.5	3.7	3.6