

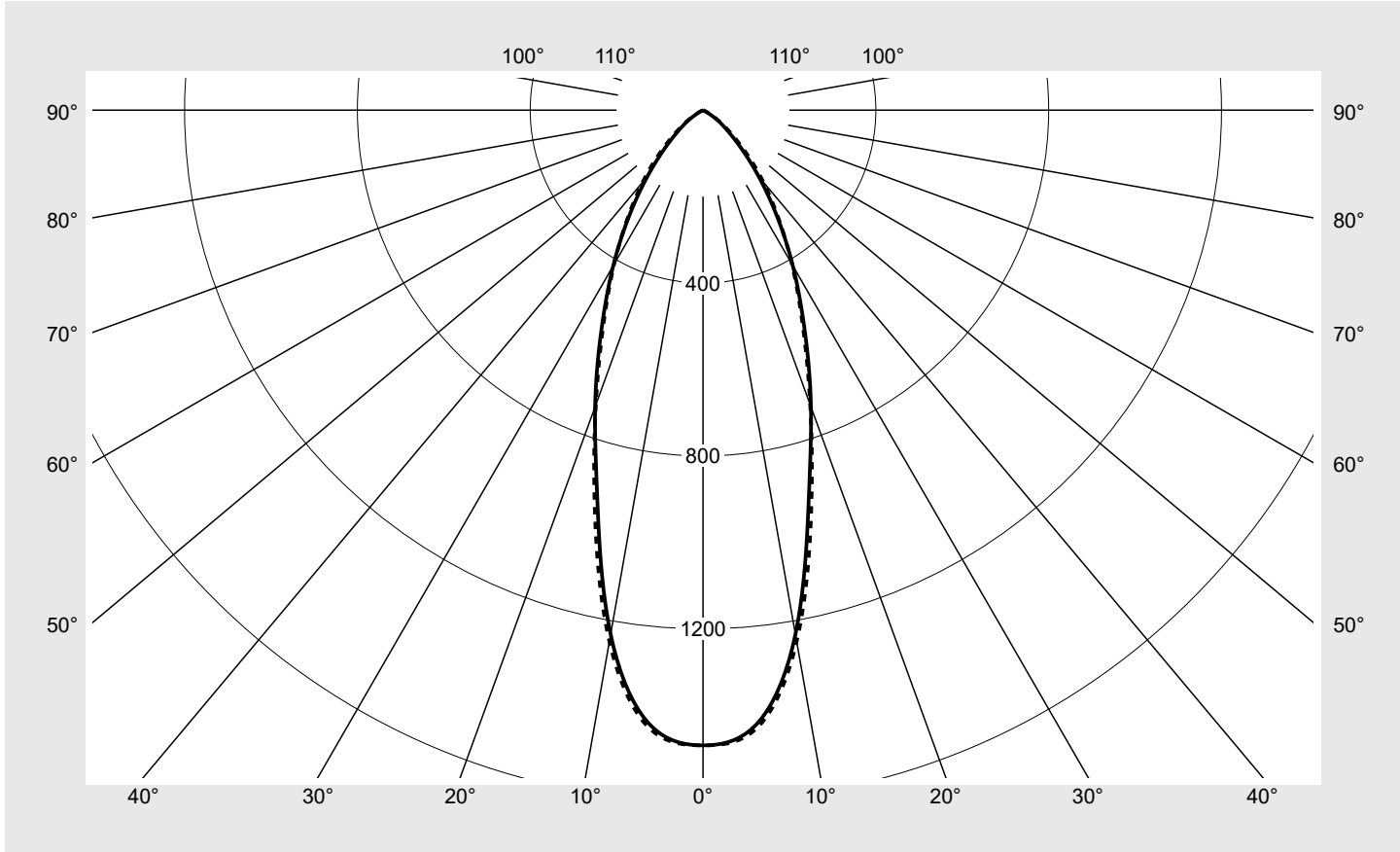


# Photometric test report

<b>Family</b> <b>Silica® 21</b>	<b>Order number: 51MX11TCTAW</b> <b>EAN: 4058352808948</b>	<b>LP number</b> <b>59274_57</b>
	<b>Version</b>	recessed luminaire, reflector, black, direct distribution, narrow distribution, UGR≤19 (L65≤3000cd/m²), tunable white
	<b>Lamps</b>	LED 4000 K   CRI ≥ 80
	<b>Controlgear</b>	ECG-DALI
	<b>Setting</b>	factory setting
	<b>Rated values</b>	Net luminous flux = 9300 lm Power consumption = 84.6 W Luminous efficacy = 109.9 lm/W
		<b>serial documentation</b> <b>03.05.2023</b>
		

**Luminous intensity in cd/klm**    **C180-0**    **C270-90**    **Imax: 1470 cd/klm**



Classifications	
DIN 5040	A 7 0
CIE	N1=85 N2=99 N3=100 N4=100 N5=100

Luminaire light output ratios	
$\eta_{LB}$	100.0%
$\phi_u$	100.0%
$\phi_o$	0.0%

Measurement conditions
DIN EN 13032 and DIN 5032

## Photometric test report

Family <b>Silica® 21</b>	Order number: <b>51MX11TCTAW</b> EAN: <b>4058352808948</b>	LP number <b>59274_57</b>
Table of values for luminous intensities		Maximum luminous intensity
		<b>siteco</b>

C-planes $\gamma$	0° 180°	15°	30°	45°	60°	75°	90° 270°	Phi-zone	Total Phi-zone
		165° 195° 345°	150° 210° 330°	135° 225° 315°	120° 240° 300°	105° 255° 285°			
Luminous intensity in cd/klm								Luminous flux in lm/klm	
0°	1469.7	1469.7	1469.7	1469.7	1469.7	1469.7	1469.7	8.8	8.8
5°	1425.9	1423.7	1417.2	1426.5	1433.0	1431.2	1434.7	68.2	77.0
10°	1231.5	1233.2	1235.5	1249.4	1249.6	1243.0	1248.1	118.2	195.2
15°	943.7	950.9	962.6	981.4	980.5	965.2	966.6	137.0	332.2
20°	730.3	729.1	721.8	719.8	726.6	719.9	725.4	135.8	468.0
25°	554.7	552.6	536.3	523.0	531.2	537.4	545.0	124.7	592.7
30°	415.7	413.6	392.8	386.6	400.6	405.5	411.7	110.2	702.9
35°	297.0	298.7	284.3	282.2	303.6	308.4	303.5	93.1	796.0
40°	200.5	204.3	201.1	204.4	221.4	223.2	217.2	74.2	870.2
45°	125.8	129.2	131.9	140.1	150.2	148.5	143.7	53.9	924.1
50°	74.7	77.5	82.6	89.5	95.9	91.3	86.7	36.2	960.3
55°	42.1	44.5	49.0	54.2	57.0	52.1	48.8	22.6	982.9
60°	13.9	17.2	26.8	30.8	30.6	21.8	18.2	11.3	994.3
65°	4.2	5.3	8.3	15.7	9.7	6.0	5.5	4.1	998.4
70°	1.8	1.9	1.6	3.1	2.1	2.4	2.5	1.1	999.6
75°	0.4	0.5	0.5	0.7	0.7	0.7	0.5	0.3	999.9
80°	0.1	0.1	0.1	0.1	0.2	0.2	0.2	0.1	999.9
85°	0.1	0.1	0.1	0.1	0.2	0.2	0.2	0.1	1000.0
90°	0.0	0.0	0.0	0.0	0.0	0.0	0.0	0.0	1000.0
95°	0.0	0.0	0.0	0.0	0.0	0.0	0.0	0.0	1000.0
100°	0.0	0.0	0.0	0.0	0.0	0.0	0.0	0.0	1000.0
105°	0.0	0.0	0.0	0.0	0.0	0.0	0.0	0.0	1000.0
110°	0.0	0.0	0.0	0.0	0.0	0.0	0.0	0.0	1000.0
115°	0.0	0.0	0.0	0.0	0.0	0.0	0.0	0.0	1000.0
120°	0.0	0.0	0.0	0.0	0.0	0.0	0.0	0.0	1000.0
125°	0.0	0.0	0.0	0.0	0.0	0.0	0.0	0.0	1000.0
130°	0.0	0.0	0.0	0.0	0.0	0.0	0.0	0.0	1000.0
135°	0.0	0.0	0.0	0.0	0.0	0.0	0.0	0.0	1000.0
140°	0.0	0.0	0.0	0.0	0.0	0.0	0.0	0.0	1000.0
145°	0.0	0.0	0.0	0.0	0.0	0.0	0.0	0.0	1000.0
150°	0.0	0.0	0.0	0.0	0.0	0.0	0.0	0.0	1000.0
155°	0.0	0.0	0.0	0.0	0.0	0.0	0.0	0.0	1000.0
160°	0.0	0.0	0.0	0.0	0.0	0.0	0.0	0.0	1000.0
165°	0.0	0.0	0.0	0.0	0.0	0.0	0.0	0.0	1000.0
170°	0.0	0.0	0.0	0.0	0.0	0.0	0.0	0.0	1000.0
175°	0.0	0.0	0.0	0.0	0.0	0.0	0.0	0.0	1000.0
180°	0.0	0.0	0.0	0.0	0.0	0.0	0.0	0.0	1000.0

## Photometric test report

Family <b>Silica® 21</b>	Order number: <b>51MX11TCTAW</b> EAN: <b>4058352808948</b>	LP number <b>59274_57</b>
-----------------------------	---	------------------------------

<b>UGR-Table</b>	<b>Standard room</b>	<b>siteco</b>
------------------	----------------------	---------------

Reflection factor of ceiling	0.7	0.7	0.5	0.5	0.3	0.7	0.7	0.5	0.5	0.3	
Reflection factor of walls	0.5	0.3	0.5	0.3	0.3	0.5	0.3	0.5	0.3	0.3	
Reflection factor of floor	0.2	0.2	0.2	0.2	0.2	0.2	0.2	0.2	0.2	0.2	
Room dimensions	View crosswise (C0)					View endwise (C90)					
x	y										
2H	2H	16.6	17.9	17.0	18.2	18.5	17.2	18.5	17.6	18.8	19.1
	3H	16.5	17.6	16.9	17.9	18.3	17.1	18.2	17.5	18.5	18.9
	4H	16.4	17.4	16.8	17.8	18.1	17.0	18.0	17.4	18.4	18.8
	6H	16.4	17.2	16.8	17.6	18.0	17.0	17.9	17.4	18.2	18.6
	8H	16.4	17.2	16.8	17.5	18.0	17.0	17.8	17.5	18.2	18.6
	12H	16.4	17.1	16.8	17.5	17.9	17.0	17.7	17.4	18.1	18.5
4H	2H	16.6	17.6	17.0	17.9	18.3	17.2	18.2	17.6	18.5	18.9
	3H	16.4	17.3	16.9	17.6	18.1	17.0	17.8	17.5	18.2	18.6
	4H	16.4	17.1	16.8	17.5	17.9	16.9	17.6	17.4	18.1	18.5
	6H	16.3	16.9	16.7	17.3	17.8	16.9	17.5	17.3	17.9	18.4
	8H	16.2	16.8	16.7	17.2	17.7	16.8	17.3	17.3	17.8	18.3
	12H	16.2	16.7	16.7	17.1	17.6	16.8	17.2	17.3	17.7	18.2
8H	4H	16.2	16.8	16.7	17.2	17.7	16.8	17.3	17.3	17.8	18.3
	6H	16.1	16.6	16.6	17.0	17.5	16.7	17.1	17.2	17.6	18.1
	8H	16.1	16.4	16.6	16.9	17.5	16.6	17.0	17.1	17.5	18.0
	12H	16.0	16.3	16.6	16.8	17.4	16.6	16.9	17.1	17.4	18.0
12H	4H	16.2	16.7	16.7	17.1	17.6	16.8	17.2	17.3	17.7	18.2
	6H	16.1	16.4	16.6	16.9	17.5	16.7	17.0	17.2	17.5	18.0
	8H	16.0	16.3	16.6	16.8	17.4	16.6	16.9	17.1	17.4	18.0

<b>Luminance table</b>	<b>Max. for <math>\gamma \geq 65^\circ</math></b>	<b>Photometric dimensions in mm:</b>	<b>L = 2940</b>
			<b>B = 49</b>

C-planes	$\gamma$	Luminance in cd/m <sup>2</sup>							
		0° 180°	15° 165° 195° 345°	30° 150° 210° 330°	45° 135° 225° 315°	60° 120° 240° 300°	75° 105° 255° 285°	90° 270°	
45°		11481.0	11794.1	12044.7	12792.5	13711.6	13561.9	13115.7	
50°		7504.0	7783.0	8297.8	8984.0	9628.1	9169.6	8703.1	
55°		4738.3	5006.9	5511.6	6098.8	6410.3	5861.2	5487.0	
60°		1797.5	2215.8	3464.6	3982.0	3945.0	2813.8	2344.9	
65°		640.5	811.4	1274.4	2400.2	1484.8	922.2	835.6	
70°		339.9	362.4	307.5	581.0	394.9	457.7	476.6	
75°		90.3	126.0	123.7	164.1	164.1	162.9	133.2	
80°		32.0	35.3	42.4	51.3	63.9	78.1	78.1	
85°		56.3	56.3	70.4	88.1	112.6	134.1	148.1	

**Photometric test report**

<b>Family</b> <b>Silica® 21</b>	<b>Order number: 51MX11TCTAW</b> <b>EAN: 4058352808948</b>	<b>LP number</b> <b>59274_57</b>
------------------------------------	---	-------------------------------------

**Luminance values in cd/m<sup>2</sup>**       $\gamma$  65°      $\gamma$  70°      $\gamma$  75°      $\gamma$  80°      $\gamma$  85°

