

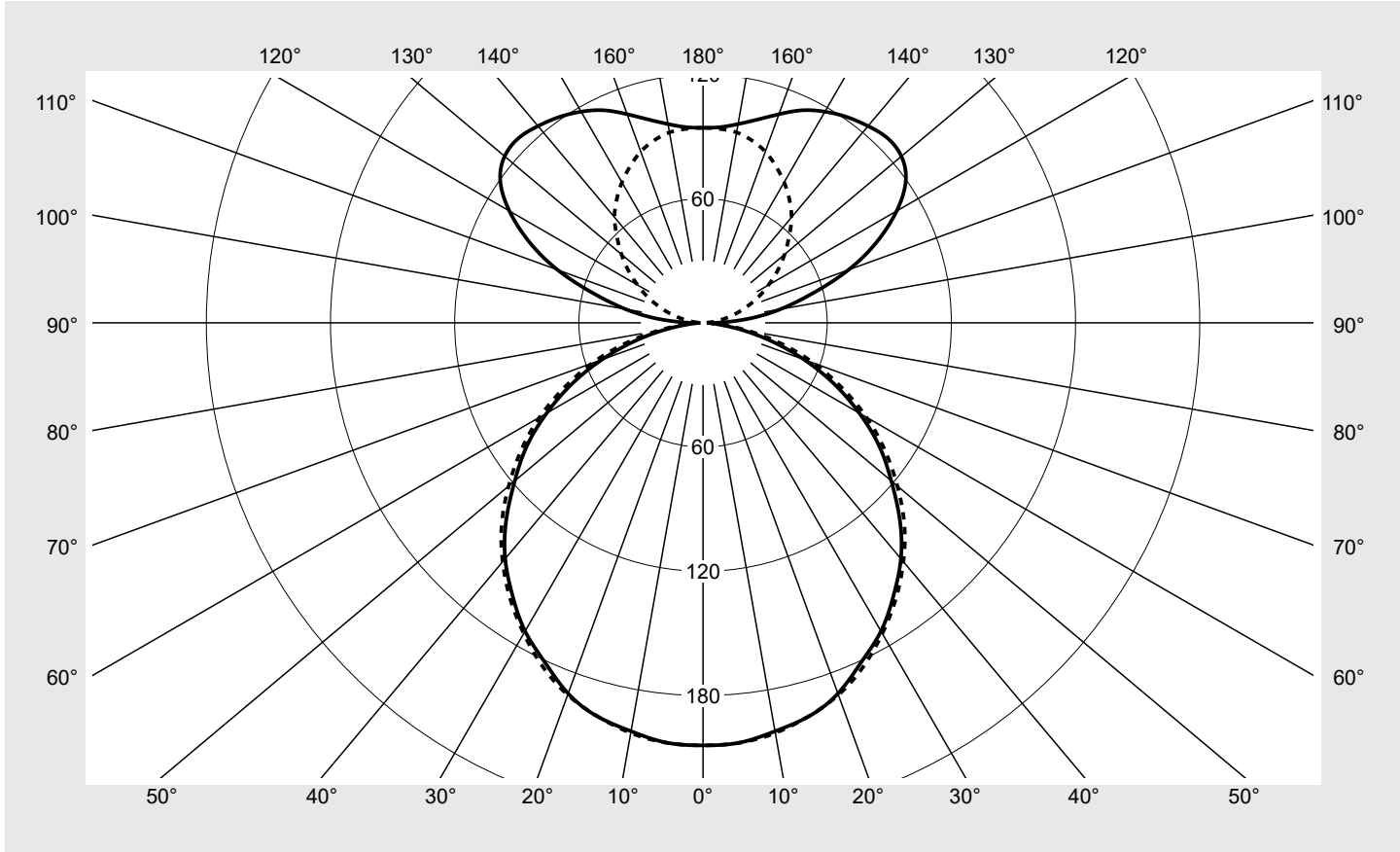


Photometric test report

| | | |
|--|--|---|
| Family Silica® 21 | Order number: 51MX30TBT5W EAN: 4058352685303 | LP number 59412_39 |
|  | Version Suspended luminaire, with homogeneous illumination, cover, opal, direct-/ indirect distribution, extremely wide distribution, UGR≤25, tunable white Lamps LED 4000 K CRI ≥ 80 Controlgear ECG-DALI Setting factory setting Rated values Net luminous flux = 5150 lm Power consumption = 44.3 W Luminous efficacy = 116.3 lm/W | serial documentation 03.05.2023  |

Luminous intensity in cd/klm C180-0 C270-90 **Imax: 204 cd/klm**



| Classifications | |
|-----------------|-----------------------------------|
| DIN 5040 | C 4 2 |
| CIE | N1=47 N2=79 N3=96 N4=58 N5=100 |

| Luminaire light output ratios | |
|-------------------------------|--------|
| η_{LB} | 100.0% |
| ϕ_u | 57.8% |
| ϕ_o | 42.2% |

Measurement conditions
 DIN EN 13032 and DIN 5032

Photometric test report

| | | |
|--|---|------------------------------|
| Family Silica® 21 | Order number: 51MX30TBT5W EAN: 4058352685303 | LP number 59412_39 |
| Table of values for luminous intensities | | Maximum luminous intensity |
| | | siteco |

| C-planes γ | 0° 180° | 15° | 30° | 45° | 60° | 75° | 90° 270° | Phi-zone | Total Phi-zone |
|------------------------------|------------|----------------------|----------------------|----------------------|----------------------|----------------------|-------------------------|----------|-------------------|
| | | 165° 195° 345° | 150° 210° 330° | 135° 225° 315° | 120° 240° 300° | 105° 255° 285° | | | |
| Luminous intensity in cd/klm | | | | | | | Luminous flux in lm/klm | | |
| 0° | 204.1 | 204.1 | 204.1 | 204.1 | 204.1 | 204.1 | 204.1 | 1.2 | 1.2 |
| 5° | 203.5 | 203.8 | 203.3 | 203.3 | 203.4 | 203.8 | 203.6 | 9.7 | 10.9 |
| 10° | 200.3 | 199.9 | 199.8 | 200.3 | 201.2 | 200.6 | 201.1 | 19.1 | 30.0 |
| 15° | 196.9 | 196.3 | 195.1 | 196.0 | 196.7 | 197.0 | 196.8 | 27.9 | 57.9 |
| 20° | 190.5 | 190.1 | 188.7 | 189.7 | 189.8 | 190.2 | 191.2 | 35.6 | 93.5 |
| 25° | 180.9 | 181.1 | 180.3 | 181.3 | 182.3 | 182.2 | 183.2 | 42.1 | 135.5 |
| 30° | 172.0 | 171.7 | 170.5 | 171.9 | 173.3 | 173.2 | 173.3 | 47.2 | 182.7 |
| 35° | 160.6 | 160.7 | 159.7 | 160.3 | 160.9 | 161.7 | 162.5 | 50.6 | 233.3 |
| 40° | 148.7 | 148.4 | 148.5 | 148.2 | 149.1 | 149.3 | 150.6 | 52.5 | 285.7 |
| 45° | 134.5 | 134.5 | 134.8 | 134.8 | 135.4 | 135.8 | 137.6 | 52.4 | 338.1 |
| 50° | 118.7 | 119.6 | 120.0 | 120.5 | 121.6 | 121.8 | 122.6 | 50.7 | 388.8 |
| 55° | 104.0 | 104.1 | 104.8 | 105.3 | 106.3 | 106.3 | 107.2 | 47.3 | 436.2 |
| 60° | 87.2 | 87.5 | 88.1 | 88.4 | 89.8 | 89.9 | 91.2 | 42.2 | 478.3 |
| 65° | 70.0 | 70.7 | 71.5 | 72.5 | 73.2 | 73.9 | 73.9 | 35.9 | 514.2 |
| 70° | 52.0 | 53.0 | 53.5 | 54.9 | 56.0 | 56.6 | 57.0 | 28.2 | 542.4 |
| 75° | 34.3 | 35.1 | 35.7 | 36.9 | 38.2 | 39.1 | 39.4 | 19.6 | 562.0 |
| 80° | 18.0 | 18.4 | 19.0 | 19.8 | 21.0 | 21.9 | 22.2 | 10.8 | 572.8 |
| 85° | 5.8 | 6.0 | 6.3 | 6.8 | 7.4 | 8.1 | 8.3 | 3.8 | 576.6 |
| 90° | 6.3 | 6.1 | 6.5 | 6.3 | 3.9 | 1.8 | 1.1 | 2.6 | 579.2 |
| 95° | 21.6 | 22.1 | 23.8 | 22.9 | 15.1 | 7.9 | 4.1 | 9.5 | 588.7 |
| 100° | 38.0 | 39.1 | 40.0 | 35.9 | 24.8 | 14.2 | 9.4 | 16.0 | 604.7 |
| 105° | 54.7 | 56.0 | 55.9 | 49.2 | 34.1 | 21.4 | 15.7 | 22.2 | 626.9 |
| 110° | 74.8 | 75.5 | 71.9 | 60.8 | 43.8 | 28.8 | 22.2 | 28.3 | 655.2 |
| 115° | 92.7 | 92.3 | 86.1 | 71.6 | 53.1 | 36.3 | 29.5 | 33.2 | 688.4 |
| 120° | 108.0 | 106.6 | 98.3 | 80.7 | 62.0 | 43.6 | 36.5 | 36.7 | 725.0 |
| 125° | 119.6 | 116.6 | 106.6 | 89.4 | 69.8 | 50.5 | 44.0 | 38.5 | 763.5 |
| 130° | 125.1 | 122.5 | 111.1 | 94.7 | 75.6 | 57.5 | 51.4 | 38.5 | 802.0 |
| 135° | 126.1 | 123.5 | 112.8 | 98.1 | 79.9 | 63.9 | 58.8 | 36.9 | 838.9 |
| 140° | 124.1 | 122.0 | 113.0 | 100.2 | 83.2 | 69.8 | 66.5 | 34.3 | 873.1 |
| 145° | 121.3 | 120.0 | 112.4 | 100.8 | 86.1 | 75.2 | 72.7 | 31.0 | 904.1 |
| 150° | 117.8 | 117.1 | 110.2 | 99.7 | 88.4 | 80.4 | 78.4 | 27.1 | 931.3 |
| 155° | 113.3 | 112.8 | 106.2 | 98.4 | 90.0 | 85.0 | 83.4 | 22.8 | 954.1 |
| 160° | 107.2 | 106.9 | 101.9 | 96.9 | 91.4 | 88.5 | 88.0 | 18.2 | 972.3 |
| 165° | 101.6 | 101.0 | 98.5 | 95.2 | 92.8 | 91.2 | 91.2 | 13.6 | 985.9 |
| 170° | 97.5 | 97.0 | 96.2 | 94.8 | 93.7 | 93.4 | 93.4 | 9.1 | 994.9 |
| 175° | 94.9 | 94.8 | 94.2 | 94.0 | 94.0 | 94.0 | 94.0 | 4.5 | 999.4 |
| 180° | 94.2 | 94.2 | 94.2 | 94.2 | 94.2 | 94.2 | 94.2 | 0.6 | 1000.0 |

Photometric test report

| | | |
|-----------------------------|---|------------------------------|
| Family Silica® 21 | Order number: 51MX30TBT5W EAN: 4058352685303 | LP number 59412_39 |
|-----------------------------|---|------------------------------|

| | | |
|------------------|----------------------|---------------|
| UGR-Table | Standard room | siteco |
|------------------|----------------------|---------------|

| | | | | | | | | | | | |
|------------------------------|---------------------|------|------|------|------|--------------------|------|------|------|------|------|
| Reflection factor of ceiling | 0.7 | 0.7 | 0.5 | 0.5 | 0.3 | 0.7 | 0.7 | 0.5 | 0.5 | 0.3 | |
| Reflection factor of walls | 0.5 | 0.3 | 0.5 | 0.3 | 0.3 | 0.5 | 0.3 | 0.5 | 0.3 | 0.3 | |
| Reflection factor of floor | 0.2 | 0.2 | 0.2 | 0.2 | 0.2 | 0.2 | 0.2 | 0.2 | 0.2 | 0.2 | |
| Room dimensions | View crosswise (C0) | | | | | View endwise (C90) | | | | | |
| x | y | | | | | | | | | | |
| 2H | 2H | 18.5 | 19.6 | 19.3 | 20.4 | 21.5 | 18.7 | 19.7 | 19.5 | 20.6 | 21.6 |
| | 3H | 19.9 | 20.8 | 20.8 | 21.7 | 22.8 | 20.2 | 21.2 | 21.1 | 22.0 | 23.1 |
| | 4H | 20.4 | 21.3 | 21.3 | 22.1 | 23.3 | 20.8 | 21.7 | 21.7 | 22.6 | 23.7 |
| | 6H | 20.6 | 21.4 | 21.5 | 22.3 | 23.5 | 21.1 | 21.9 | 22.0 | 22.8 | 24.0 |
| | 8H | 20.6 | 21.4 | 21.5 | 22.3 | 23.5 | 21.1 | 21.9 | 22.0 | 22.8 | 24.0 |
| | 12H | 20.6 | 21.3 | 21.5 | 22.2 | 23.4 | 21.2 | 21.9 | 22.1 | 22.8 | 24.0 |
| 4H | 2H | 19.1 | 20.0 | 20.0 | 20.9 | 22.0 | 19.2 | 20.1 | 20.1 | 20.9 | 22.1 |
| | 3H | 20.7 | 21.4 | 21.6 | 22.3 | 23.5 | 20.9 | 21.6 | 21.8 | 22.5 | 23.7 |
| | 4H | 21.3 | 21.9 | 22.2 | 22.8 | 24.0 | 21.6 | 22.3 | 22.5 | 23.2 | 24.4 |
| | 6H | 21.6 | 22.1 | 22.5 | 23.1 | 24.3 | 22.1 | 22.6 | 23.0 | 23.6 | 24.8 |
| | 8H | 21.7 | 22.2 | 22.6 | 23.1 | 24.3 | 22.2 | 22.7 | 23.1 | 23.6 | 24.9 |
| | 12H | 21.6 | 22.1 | 22.6 | 23.0 | 24.3 | 22.2 | 22.7 | 23.2 | 23.6 | 24.9 |
| 8H | 4H | 21.4 | 22.0 | 22.4 | 22.9 | 24.1 | 21.7 | 22.2 | 22.7 | 23.2 | 24.4 |
| | 6H | 21.9 | 22.3 | 22.9 | 23.3 | 24.5 | 22.3 | 22.7 | 23.3 | 23.7 | 24.9 |
| | 8H | 22.0 | 22.4 | 23.0 | 23.4 | 24.6 | 22.5 | 22.9 | 23.5 | 23.9 | 25.1 |
| | 12H | 22.0 | 22.3 | 23.0 | 23.3 | 24.6 | 22.6 | 22.9 | 23.6 | 23.9 | 25.2 |
| 12H | 4H | 21.4 | 21.8 | 22.4 | 22.8 | 24.1 | 21.7 | 22.1 | 22.6 | 23.1 | 24.3 |
| | 6H | 21.9 | 22.3 | 22.9 | 23.2 | 24.5 | 22.3 | 22.6 | 23.3 | 23.6 | 24.9 |
| | 8H | 22.0 | 22.3 | 23.0 | 23.3 | 24.6 | 22.5 | 22.8 | 23.5 | 23.8 | 25.1 |

| | | | |
|------------------------|---|--------------------------------------|----------------------------------|
| Luminance table | Max. for $\gamma \geq 65^\circ$ | Photometric dimensions in mm: | L = 1500 B = 50 |
|------------------------|---|--------------------------------------|----------------------------------|

| C-planes | γ | Luminance in cd/m ² | | | | | | | |
|----------|----------|--------------------------------|-----------------------------|-----------------------------|-----------------------------|-----------------------------|-----------------------------|-------------|--|
| | | 0° 180° | 15° 165° 195° 345° | 30° 150° 210° 330° | 45° 135° 225° 315° | 60° 120° 240° 300° | 75° 105° 255° 285° | 90° 270° | |
| 45° | | 13056.9 | 13064.8 | 13089.5 | 13091.1 | 13149.4 | 13184.0 | 13358.8 | |
| 50° | | 12684.2 | 12780.7 | 12817.0 | 12871.3 | 12990.5 | 13013.1 | 13094.5 | |
| 55° | | 12454.4 | 12468.3 | 12543.2 | 12605.7 | 12721.9 | 12722.9 | 12839.1 | |
| 60° | | 11975.5 | 12023.3 | 12093.0 | 12140.8 | 12334.0 | 12350.5 | 12522.3 | |
| 65° | | 11373.7 | 11487.6 | 11620.0 | 11774.2 | 11887.0 | 12006.4 | 12005.7 | |
| 70° | | 10439.1 | 10635.5 | 10743.7 | 11017.5 | 11233.4 | 11371.9 | 11444.2 | |
| 75° | | 9099.0 | 9314.4 | 9464.8 | 9792.2 | 10122.5 | 10385.5 | 10454.7 | |
| 80° | | 7119.8 | 7256.2 | 7506.2 | 7831.2 | 8302.6 | 8656.9 | 8762.5 | |
| 85° | | 4582.2 | 4744.5 | 5001.3 | 5371.6 | 5850.7 | 6349.4 | 6571.6 | |

Photometric test report

| | | |
|------------------------------------|---|-------------------------------------|
| Family Silica® 21 | Order number: 51MX30TBT5W EAN: 4058352685303 | LP number 59412_39 |
|------------------------------------|---|-------------------------------------|

Luminance values in cd/m²

γ 65°
 γ 70°
 γ 75°
 γ 80°
 γ 85°

